
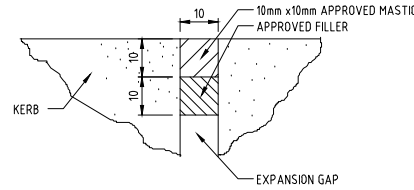


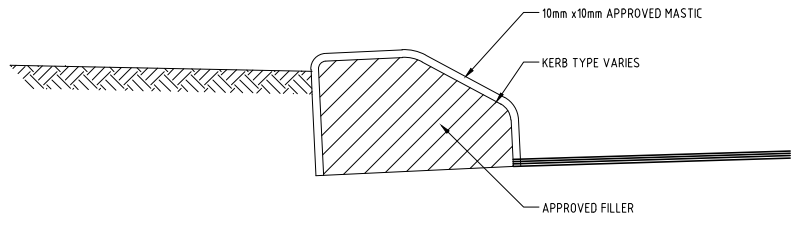
PLAN ON EXPANSION JOINT DETAIL  
NTS



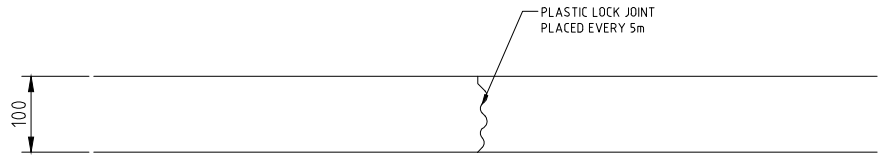
PLAN  
NTS



EXPANSION JOINT DETAIL  
NTS



SECTION - A  
NTS



LOCK JOINT DETAIL  
NTS

- ASSOCIATED STANDARD DRAWINGS**
- CoA KERBING STANDARD 00-06
  - MRWA KERBING STANDARD 9331-0376-3
  - CoA SPECIFICATION FOR THE CONSTRUCTION OF ASPHALT CROSSINGS
  - CoA SPECIFICATION FOR THE CONSTRUCTION OF CROSSINGS (BRICK/BLOCK PAVED)
  - CoA SPECIFICATION FOR THE CONSTRUCTION OF CONCRETE CROSSINGS



ORCHARD AVENUE  
ARMADALE

LOCKED BAG No. 2  
ARMADALE  
W.A. 6112

TELEPHONE:  
9399-0111

FACSIMILE:  
9399-0184

SCALE

N.T.S



SURVEYED	--	Oct. 2013
DESIGNED	BV	Oct. 2013
DRAWN	BV	Oct. 2013
CHECKED	S.FOSTER	Oct. 2013

ACCOUNT NO.

81.4.8112

APPROVED

STANDARD DETAILS  
EXPANSION JOINT  
AND  
LOCK JOINT DETAILS

CAD FILE

S13-08-A-Draft - Final - Expansion-Contraction joint.dwg

DRAWING STATUS

FINAL

PLAN No. S13-08

SHEET

01 of 01

AMENDMENT

A