



Population

13,994
Up 0.4% from 2012



Majority Age Group

35 - 49



Fastest growing Age Group

60 - 69



Population Forecast

17,321 (2036)
Up 23.8% from 2018



Born Overseas

28.8%
Up 0.9% since 2011



**% Tertiary Qualification
Diploma or Above**

14.1%
Up from 10.4% in 2011



Dwellings

6,421
Up 9.2% from 2011



**% Home Ownership vs
Rented**

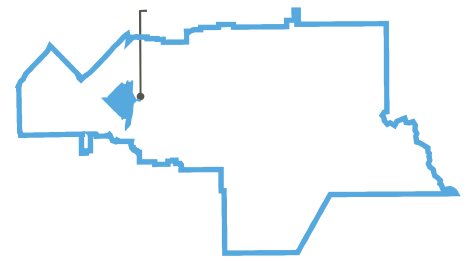
50.9% vs. 35.9%
Ownership down, Rentals up



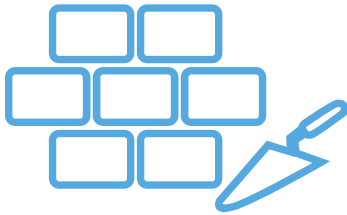
Median Household Income

\$1,895
Up 4.2% from 2011

ARMADALE CITY CENTRE

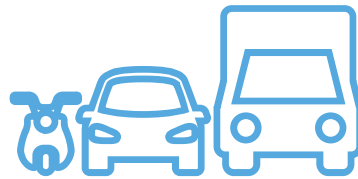


Suburb Features




Residential Development

Looking for a place to call home?
Armadale has a range of choices.



Transport

Centrally located, making it easy for you to access
what you need.



Public Transport

Regular services to connect you with Perth's CBD in
30 minutes.

We Provide



Building Approvals

Talk to our Qualified Building Team -
we're here to help.



Planning and zoning to support residential growth

Talk to our experienced Planning team - we've got
the knowledge and advice to help you.



Visitors

Armadale has a growing tourism industry with over
500,000 visitors per year.

Want to know more?

City of Armadale Facts & Figures
www.armadale.wa.gov.au and click on
the Economic Development Page in the
useful links section

Australian Bureau of Statistics
www.abs.gov.au/census

Australian Business Register
www.abr.business.gov.au

profile.id
www.home.id.com.au