


City of Armadale Overview



2019




Population

87,634 ERP 2018
Up 26.7% from 2012



Majority Age Group

35 - 49



Fastest growing Age Group

25 - 34



Population Forecast

141,777 (2036)
Up 61.2% from 2018



Born Overseas

34.6%
Up 4.7% since 2011



% Tertiary Qualification Diploma or Above

25.1%
Up from 18.0% in 2011



Dwellings

31,871
Up 27.2% from 2011



% Home Ownership vs Rented

70.8% vs. 21.4%
Ownership up, Rentals down

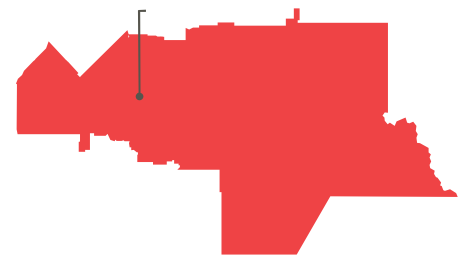


Median Household Income

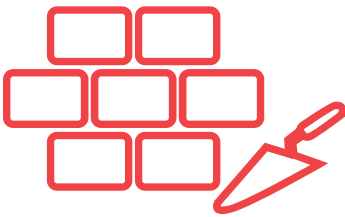
\$1,493
Up 14.3% from 2011



ARMADALE CITY CENTRE



Suburb Features




Residential Development

Looking for a place to call home?
Armadale has a range of choices.



Major Shopping Centres

Shop at your local centre in Armadale, Kelmscott
and Haynes.



Transport

Great public transport services keep us connected!

We Provide



Planning and zoning to support residential growth

Talk to our experienced Planning team - we've got
the knowledge and advice to help you.



Economic Investment Strategy

Thinking about investing in Armadale?
Call our Economic Development Team.



Events

Arts, culture, sports and community festivals -
Armadale hosts them all!

Want to know more?

City of Armadale Facts & Figures
www.armadale.wa.gov.au and click on
the Economic Development Page in the
useful links section

Australian Bureau of Statistics
www.abs.gov.au/census

Australian Business Register
www.abr.business.gov.au

profile.id
www.home.id.com.au