



Key Statistics



Current Population
(ERP 2016)

82,280



Current Population
Growth (2015/16)

4.0%

*Seven times the state's growth,
almost three times the nation's*



Forecast
Population (June 2036)

141,805

An increase of 72% from 2016



Dwellings (2016)


31,871



Residential Growth Hotspots (2016)

Hilbert: **+13,082** residents by **2036**

Piara Waters: **+12,052** residents by **2036**



Employment (2016)

4,325 business in the City
providing **20,109** jobs

Largest Employment Industries

Health Care & Social Assistance

Retail Trade

Education & Training

Construction

Manufacturing

Accommodation & Food Services



Unemployment Rate

(September 2017)

8.8%

WA average 6.2%, Australia average 5.7%

Employment Self Sufficiency (2015/16)

0.50

Only one job in Armadale for every two residents currently in the workforce.

0.61

Employment Self Sufficiency Target set in Perth and Peel @ 3.5M 2050 report.



Gross Regional Product

(June 2016)

\$2.68 billion

1% of WA's Gross State Product



Value of Building Approvals (2016/17)

\$310 million

Want to know more?

City of Armadale Facts & Figures
www.armadale.wa.gov.au and click on
the Economic Development Page in the
useful links section

Australian Bureau of Statistics
www.abs.gov.au/census

Australian Business Register
www.abr.business.gov.au

profile.id
www.home.id.com.au