

CITY OF ARMADALE

MINUTES

OF CORPORATE SERVICES COMMITTEE HELD IN THE FUNCTION ROOM,
ADMINISTRATION CENTRE, 7 ORCHARD AVENUE, ARMADALE ON TUESDAY,
21 FEBRUARY 2023 AT 7.00PM.

PRESENT: Cr K Busby (Chair)
Cr J Keogh (Deputy Chair)
Cr P A Hetherington
Cr G Nixon
Cr S Peter

APOLOGIES: Cr M J Hancock
Cr M Silver

OBSERVERS: Cr G Smith
Cr M Northcott (Teams)

IN ATTENDANCE:

Ms J Abbiss	Chief Executive Officer
Mr J Lyon	Executive Director Corporate Services
Mr P Sanders	Executive Director Development Services (Teams)
Ms S van Aswegen	Executive Director Community Services (Teams)
Mr M Hnatojko	Executive Manager Corporate Services
Mrs A Owen-Brown	Executive Assistant Corporate Services

PUBLIC: Nil.

*“For details of Councillor Membership on this Committee, please refer to the City’s website
– www.armadale.wa.gov.au/mayor-councillors-and-wards. ”*

DISCLAIMER

The Disclaimer for protecting Councillors and staff from liability of information and advice given at Committee meetings was not read as there were no members of the public present.

DECLARATION OF MEMBERS' INTERESTS

Nil.

QUESTION TIME

Nil.

DEPUTATION

Nil.

CONFIRMATION OF MINUTES

RECOMMEND

Minutes of the Corporate Services Committee Meeting held on 13 December 2022 be confirmed.

Moved Cr J Keogh

MOTION CARRIED

(5/0)

ITEMS REFERRED FROM INFORMATION BULLETIN

Items in Issue No.14

Progress Report

Progress Report on Contingency, Operational & Strategic Projects

Outstanding Matters & Information Items

Report on Outstanding Matters – Corporate Services Committee

Economic Development

Tourism & Visitor Centre Report

Report of the Common Seal

Committee noted the information and no further items were raised for discussion and/or further report purposes.

CONTENTS

CORPORATE SERVICES COMMITTEE

21 FEBRUARY 2023

1.	FINANCIAL MANAGEMENT & PLANNING	
1.1	LIST OF ACCOUNTS PAID - DECEMBER 2022.....	ERROR! BOOKMARK NOT DEFINED.
1.2	STATEMENT OF FINANCIAL ACTIVITY - DECEMBER 2022	7
2.	COUNCILLORS' ITEMS	
	NIL.	16
3.	CHIEF EXECUTIVE OFFICER'S REPORT	
	NIL.	16
4.	EXECUTIVE DIRECTOR'S REPORT	
	NIL.	16
	SUMMARY OF ATTACHMENTS	17

1.1 - LIST OF ACCOUNTS PAID - DECEMBER 2022

WARD : ALL

FILE No. : M/26/23

DATE : 19 January 2023

REF : MH

RESPONSIBLE : Executive Director
MANAGER Corporate Services

In Brief:

- The report presents, pursuant to Regulation 13(1), (3) and (4) of the *Local Government (Financial Management) Regulations 1996*, the List of Accounts paid for the period 1 December to 31 December 2022 as well as the credit card statements for December 2022.

Tabled Items

Nil.

Decision Type

- ☒ **Legislative** The decision relates to general local government legislative functions such as adopting/changing local laws, town planning schemes, rates exemptions, City policies and delegations etc.
- ☒ **Executive** The decision relates to the direction setting and oversight role of Council.
- ☐ **Quasi-judicial** The decision directly affects a person's rights or interests and requires Councillors at the time of making the decision to adhere to the principles of natural justice.

Officer Interest Declaration

Nil.

Strategic Implications

4. Leadership
- 4.3 Financial Sustainability
- 4.3.2 Undertake active financial management to ensure that the annual budget is achieved and any variances are promptly identified and addressed.

Legal Implications

Section 6.10 (d) of the *Local Government Act 1995* refers, ie.

6.10 Financial management regulations

Regulations may provide for —

- (d) *the general management of, and the authorisation of payments out of —*
 - (i) *the municipal fund; and*
 - (ii) *the trust fund,*
of a local government.

Regulation 13(1), (3) & (4) of the *Local Government (Financial Management) Regulations 1996* refers, ie.

13. Lists of Accounts

- (1) *If the local government has delegated to the CEO the exercise of its power to make payments from the municipal fund or the trust fund, a list of accounts paid by the CEO is to be prepared each month showing for each account paid since the last such list was prepared —*
 - (a) *the payee's name;*
 - (b) *the amount of the payment;*
 - (c) *the date of the payment; and*
 - (d) *sufficient information to identify the transaction.*
- (3) *A list prepared under subregulation (1) is to be —*
 - (a) *presented to the council at the next ordinary meeting of the council after the list is prepared; and*
 - (b) *recorded in the minutes of that meeting.*
- (4) *After the list referred to in subregulation (1) has been prepared for a month the total of all other outstanding accounts is to be calculated and a statement of that amount is to be presented to the council at the meeting referred to in subregulation (3)(a).*

Council Policy/Local Law Implications

Nil.

Budget/Financial Implications

All accounts paid have been duly incurred and authorised for payment as per approved purchasing and payment procedures.

Consultation

Nil.

BACKGROUND

Pursuant to Section 5.42 of the *Local Government Act 1995* (*Delegation of some powers and duties to CEO*), Council has resolved to delegate to the CEO (*Delegation Payment from Municipal and Trust Funds refers*) the exercise of its powers to make payments from the municipal and trust funds.

COMMENT

The List of Accounts paid for the period 1 December to 31 December 2022 is presented as an attachment to this report as well as the credit card statements for December 2022.

ATTACHMENTS

1. Monthly Cheque and Credit Card Report - December 2022

RECOMMEND**CS1/2/23**

That Council note the List of Accounts paid as presented in the attachment to this report and summarised as follows:

Municipal Fund

Accounts paid totaling \$13,309,181.00 on transactions 4201 to 4922 and Payrolls dated 11 December and 25 December 2022.

Credit Card

Accounts Paid totalling \$3,636.96 for the period ended December 2022.

Moved Cr G Nixon

MOTION CARRIED

(5/0)

1.2 - STATEMENT OF FINANCIAL ACTIVITY - DECEMBER 2022

WARD : ALL

FILE No. : M/27/23

DATE : 19 January 2023

REF : MH

RESPONSIBLE : Executive Director
MANAGER Corporate Services

In Brief:

- This report presents the City's Monthly Financial Report for the six (6) month period ended 31 December 2022.
- This report recommends accepting the Financial Report for the six (6) month period ended 31 December 2022, noting there are reportable actual to budget material variances for the period.

Tabled Items

Nil.

Decision Type

- ☒ **Legislative** The decision relates to general local government legislative functions such as adopting/changing local laws, town planning schemes, rates exemptions, City policies and delegations etc.
- ☒ **Executive** The decision relates to the direction setting and oversight role of Council.
- ☐ **Quasi-judicial** The decision directly affects a person's rights or interests and requires Councillors at the time of making the decision to adhere to the principles of natural justice.

Officer Interest Declaration

Nil.

Strategic Implications

4. Leadership
- 4.3 Financial Sustainability
- 4.3.2 Undertake active financial management to ensure that the annual budget is achieved and any variances are promptly identified and addressed.

Legal Implications

*Local Government Act 1995 – Part 6 – Division 3 – Reporting on Activities and Finance
Local Government (Financial Management) Regulations – Part 4 – Financial Reports.*

Local Government Act 1995 – s.6.11 Reserve accounts

- (1) Subject to subsection (5), where a local government wishes to set aside money for use for a purpose in a future financial year, it is to establish and maintain a reserve account for each such purpose.*
- (2) Subject to subsection (3), before a local government —*
 - (a) changes* the purpose of a reserve account; or*
 - (b) uses* the money in a reserve account for another purpose, it must give one month's local public notice of the proposed change of purpose or proposed use.*

** Absolute majority required.*
- (3) A local government is not required to give local public notice under subsection (2) -*
 - (a) where the change of purpose or of proposed use of money has been disclosed in the annual budget of the local government for that financial year; or*
 - (b) in such other circumstances as are prescribed.*
- (4) A change of purpose of, or use of money in, a reserve account is to be disclosed in the annual financial report for the year in which the change occurs.*
- (5) Regulations may prescribe the circumstances and the manner in which a local government may set aside money for use for a purpose in a future financial year without the requirement to establish and maintain a reserve account*

Council Policy/Local Law Implications

Nil.

Budget/Financial Implications

The Statement of Financial Activity, as presented, refers and explains.

Consultation

Nil.

BACKGROUND

A local government is required to prepare a statement of financial activity reporting on the revenue and expenditure as set out in the annual budget for that month. The details in the statement are those as prescribed and the statement is to be reported to Council.

COMMENT

Presented as an attachment this month, is the sixth monthly financial statement (presented in nature and type format) prepared from information posted in the OneCouncil system following the “go live” for Phase One on July 1. Work is continuing on refining and improving the presentation and information in the detailed notes.

For the purposes of reporting other material variances from the Statement of Financial Activity, the following indicators, as resolved by Council, have been applied.

Revenue

- Material variances are identified where, for the period being reported, the actual varies to the budget by an amount of (+) or (-) \$100,000 and in these instances an explanatory comment has been provided.

Expense

- Material variances are identified where, for the period being reported, the actual varies to the budget by an amount of (+) or (-) \$100,000 and in these instances an explanatory comment has been provided.

For the purposes of explaining each Material Variance, a three part approach has been taken. The parts are:

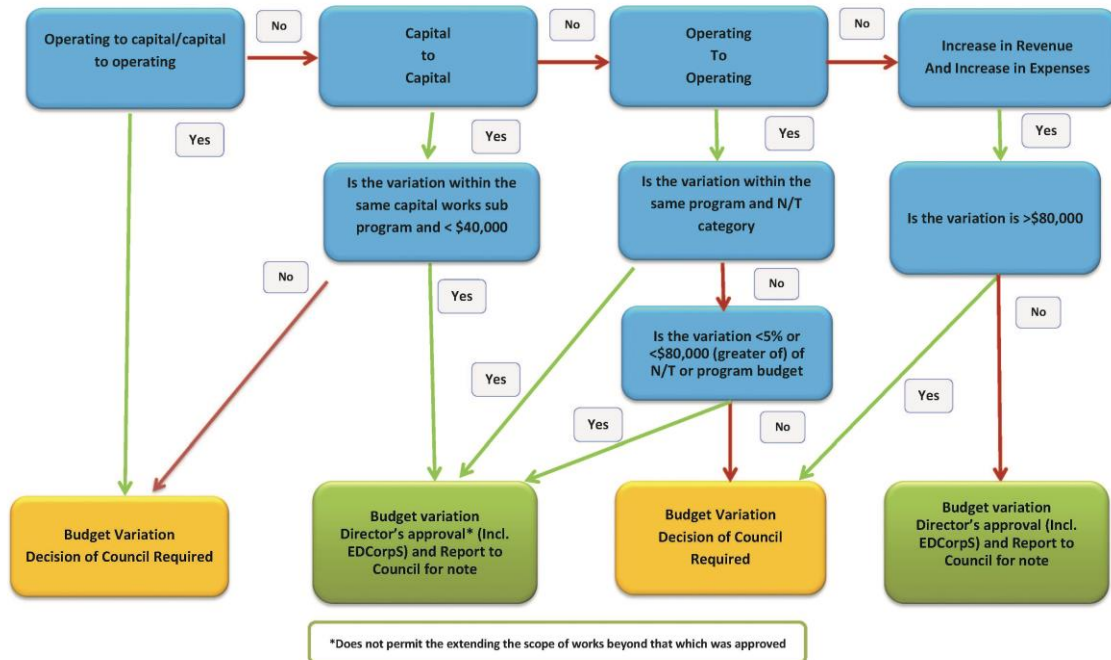
1. Period Variation
Relates specifically to the value of the Variance between the Budget and Actual figures for the period of the report.
2. Primary Reason
Explains the primary reasons for the period Variance. As the report is aimed at a higher level analysis, minor contributing factors are not reported.
3. Budget Impact
Forecasts the likely dollar impact on the Annual Budget position. It is important to note that figures in this part are ‘indicative only’ at the time of reporting, for circumstances may subsequently change.

At the 27 June 2022 Ordinary Meeting, Council adopted the Budget Variations Process Map which was the same as that adopted for FY22. Budget variations are presented to Council for authorisation by ‘Absolute Majority’ in circumstances where a forecast variation requires a movement from:

- Operating to Capital
- Capital to Capital over \$40,000
- Capital to Operating
- Operating to Operating for amounts greater than 5% or \$80,000 (whichever is greater).



Budget Variation Process Map



DETAILS

Presented as an attachment is the Monthly Statement of Financial Activity for the six (6) month period ended 31 December 2022.

Capital Carry Forward Program Update

Included in the monthly reports is the status of the capital carry forward program as at the end of December 2022 to tie in with the monthly financials report. This is a historical perspective and the Executive Leadership Team regularly review the current status.

The information provided below has been prepared in the format previously reported and is broken up into the different phases as listed.

Project Delivery Phases

The capital projects in the table below have been categorised into the project phases that each project is in.

The phases are:

1. Planning phase – This phase entails establishing the project team and resources, confirming the project business case, and undertaking the project precedent prior to initiating the project. This may include agency approvals, Council approval, business case modelling and concept design, and in some cases land acquisition and utility service provider advice.
2. Design phase - This phase as it suggests includes the detailed design and specifications for the project, the full project costings, and regulatory approvals.
3. Procurement & Contracts phase – This phase establishes the contracts and resources required to construct and deliver the project and confirms the stages of construction.
4. Construction phase – Effectively the project build and test.
5. Project completion phase – This phase involves acceptance and handover/practical completion and any peripheral works to complete the project which do not form part of the main project.

FY21/22 CFWDS with Funding Source – 31 December 2022			Spend % is actual and committed purchase orders against budget		
	Original Project Budget	Cfwd Budget	Spend	Funding Source	Comments
	\$	\$	%		
Planning Phase					
Landfill Gas Capture	315,300	315,300	4%	Reserve	Relocation of gas flare stack - will be included with Ring Road/Vehicle Washdown and won't be constructed until FY23/24 – also waiting on DWER Approvals
Railway Avenue	2,990,000	2,990,000	0%	Grant/Muni	PTA liaison re alignment ongoing. A revised design is being confirmed which aims to achieve Council's objectives. Report forthcoming in due course
Eighth Rd	5,657,300	1,500,000	100%	Grant	Design review/Final Amendments 80% Land Acquisition 90% Services Relocations commencing Mar/Apr'23.
Hawkestone Rd	58,900	56,674	0%	Muni	Design review and land acquisition in progress – construct FY24
Street Lighting New	25,000	21,743	100%	Muni	Completed – final invoices pending
Kelmscott Streetscape	75,000	75,000	0%	Muni	Likely finish Qtr 4 FY23
Champion Lakes Resource Centre	291,000 (Revised)	277,678 (Revised)	9%	Reserve	Scope and design in progress
St Francis Xavier Church	100,000	97,000	10%	Muni	Scope and design in progress
Final Cover and Rehab – Landfill	7,280,000	2,000,000	1%	Reserve	DEWR approvals in progress. The project strategy is under review and will be considered in

FY21/22 CFWDS with Funding Source – 31 December 2022			<i>Spend % is actual and committed purchase orders against budget</i>		
	Original Project Budget	Cfwd Budget	Spend	Funding Source	Comments
	\$	\$	%		
					budget review.
Stereo Armadale Hall	40,000	40,000	0%	Muni	Target completion – Qtr 4 FY23
Basketball Backboards	90,000	90,000	0%	Muni	Target completion – Qtr 4 FY23
Public Art	100,000	100,000	43%	Muni	Target completion for Derry Ave mural – Qtr 3 FY23
Total Planning Phase	17,022,500	7,563,395			
Detailed Design Phase					
Entry Statement – Forrestdale	24,000	23,760	2%	Muni	Likely completion – Qtr 4 FY23, subject to manufacturing
Entry Statement – Kelmscott	24,000	24,000	0%	Muni	Likely completion – Qtr 4 FY23, subject to manufacturing
Municipal Reserves	73,400	73,400	0%	Muni	In design – completion Qtr 4 FY23
Rothery Park	320,000	317,250	0%	Reserve	In design – completion Qtr 4 FY23
Gwynne Park Football Pavilion	185,000	160,860	0%	Muni	To be completed – second half FY23
Alfred Skeet Oval Pavilion	42,000	133,833	0%	Muni	Tendered prices exceed budget – internal assessment in Feb '23 to amend scope
Piara Waters Library	8,480,000 (Revised)	1,774,600 (Revised)	22%	Reserve	Out for construction tender, responses mid-February. Report to Council on Construction Tender to follow.
Morgan Park	3,756,500	386,000 (Revised)	99%	Grant	The successful Architect (Bollig Design Group) is engaged. Startup meeting on 6 February.
Forrestdale Hub	5,835,000	600,000 (Revised)	22%	DCP/Muni	Design to be completed Qtr 2 FY24
Drop n Shop Parking and Entrance Road	100,000	100,000	0%	Reserve	Project start date deferred – to be carried forward. Full review of L&RF program in progress.
Detailed Design Total	18,839,900	3,593,703			
Procurement and Contracts Phase					
Gwynne Park	30,000	29,550	39%	Muni	Completed –waiting final invoices
Neilson Avenue	25,900	25,900	2%	Muni	Target completion – Qtr 4 FY23
Reg Williams Reserve	120,000	117,806	92%	Muni	Target completion – Qtr 2 FY23
Shipwreck Park	170,000	170,000	100%	Muni	Design finalised and approval from Changing Places for accreditation- BA1- Approved. Installation to commence late February 2023
Procurement Total	345,900	343,256			
Construction Qtr 1 Completion					
Data Connection - landfill	35,500	16,206	0%	Reserve	Completion date pending external service provider
Lina Hart Reserve	45,000	45,000	99%	Muni	Completed

FY21/22 CFWDS with Funding Source – 31 December 2022			Spend % is actual and committed purchase orders against budget		
	Original Project Budget	Cfwd Budget	Spend	Funding Source	Comments
	\$	\$	%		
Rosette Park	58,100	58,100	92%	Muni	Completed
Champion Centre solar	100,000	42,702	0%	Muni	Completed
Construction Qtr 1 Completion Total	238,600	162,008			
Construction Qtr 2 Completion					
CCTV – Landfill	33,400	30,500	0%	Reserve	Associated with Weighbridge project, Q3-Q4 FY23 completion. Project under review, to be carried forward
Corondale Reserve	674,800	528,513	100%	POS/T	Completed
Gwynne Park	96,500	81,527	80%	Muni	Completed – final invoices pending
Ticklie Park	760,300	87,648	13%	POS/T	Project Completed (consolidation period)
Trailer Transfer Area	100,000	52,056	100%	Reserve	Completed
Weighbridge Replacement	380,000	351,146	100%	Reserve	Expected to be completed Q3 FY23
San Jacinta Reserve	35,000	31,800	39%	Muni	Completed
Bedfordale Pavilion	683,000	429,694	100%	Muni	Project Completed
Robot Park	90,000	89,396	75%	Muni	Completed
Construction Qtr 2 Completion Total	2,853,000	1,682,280			
Construction Qtr 4 Completion					
RK Bush Fire Brigade	5,390,900 (Revised)	4,329,247 (Revised)	98%	Grant and Reserve	Tender has been let following Council decision and completion expected Qtr 2 FY24. Refer item CEO1/11/22
Completion Phase – Qtr 1					
Armada Road	179,300	116,416	3%	Grant/Muni	Project Completed
John Dunn Hall	3,562,000 (Revised)	831,342 (Revised)	100%	Muni and Reserve	Works in progress – nearing completion – aiming for March/April completion
Palomino Reserve	84,000	65,072	93%	Muni	Construction Phase & 95% work complete. Expecting variations from Western Power. Waiting consultant inspection.
Rotary Park	24,000	7,582	31%	Muni	Completed
Rushton Park	11,900	10,613	100%	Muni	Completed
Trailer Transfer Area	49,400	38,094	79%	Reserve	Works in progress – nearing completion
Westfield Heron Reserve	1,500,100	322,470	75%	Grant	Completed – final invoices pending payment
Warton Rd	904,300	173,300	0%	Muni	COG to advise when completed
Alderson Park	75,000	51,724	100%	Muni	Completed
Chiltern Estate	100,000	6,862	48%	Muni	Completed
Bronzewing Reserve	75,000	31,492	18%	Muni	Completed
Creyk Park	20,000	16,078	37%	Muni	Project in consolidation

FY21/22 CFWDS with Funding Source – 31 December 2022			<i>Spend % is actual and committed purchase orders against budget</i>		
	Original Project Budget	Cfwd Budget	Spend	Funding Source	Comments
	\$	\$	%		
AFAC Solar	722,300	74,471	78%	Grant	Works in progress
Leachate Drainage	50,000	14,124	69%	Reserve	Project start date deferred – to be carried forward.
Site Fencing Landfill	50,000	37,784	59%	Reserve	Project start date deferred – to be carried forward.
Security Landfill	50,000	31,183	58%	Reserve	Project start date deferred – to be carried forward.
Optic Fibre to Depot	210,000	163,020	100%	Muni	Under review
Completion Phase – Qtr 1 Total	7,667,300	1,991,627			
Completion Phase – Qtr 4					
Skeet Rd Planting	345,100	7,529	100%	DCP	Completed
Skeet Rd Consolidated	307,600	41,796	76%	Reserve	Maintenance period extended
Completion Phase – Qtr 4 Total	652,700	49,325			
Supplier Delay					
Heavy Plant Items	2,864,000	2,864,000	100%	Reserve	All items ordered
Light Fleet Items	1,125,158	1,125,158	83%	Reserve	Most items ordered
Supplier Delay Total	3,989,158	3,989,158			
CFWD PROJECT TOTAL (Revised)		23,703,999			Original carry forward \$18.84M

Monthly Financials

The audit for FY22 is still in the process of being finalised by KPMG and the OAG. It is anticipated that this will be concluded early to mid February. The surplus as currently determined remains in the accounts as presented for the end of November 22. As per the Council resolution CS62/12/22 the use of the FY22 surplus funds will be considered by Council following the financial planning and budgeting workshops to be held over the coming months.

Rates Debtors

The rates debt data for \$250 and over (excluding pensioners) as produced by the system is provided below. Further efforts into collecting the 3 year plus category are underway and each of these debtors will be contacted over the next few months and individual collection actions based on the type and size of the debt will be determined. A staff member is now tasked solely to focus on collections and repayments in this area.

Dec-22		Non Pensioner							
		One Year		Two Years		Three + Years		TOTAL	
		#	\$	#	\$	#	\$	#	\$
ALL	Year One	383	483,050	174	370,022	174	377,849	731	1,230,921
ALL	Year Two				221,985		359,404		581,389
ALL	Year Three						525,084		525,084
TOTAL		383	483,050	174	592,007	174	1,262,337	731	2,337,394

Change from last month -29 -\$26,481 -4 -\$10,153 -5 -\$21,064 -38 -\$57,698

YTD Change -594 -\$773,911 -68 -\$215,190 -41 -\$185,633 -703 -\$1,174,734

Sundry Debtors

The priority for resolution has been the 120 days and over category and as at the end of December two large amounts that have not been referred to the Fines Enforcement Registry remain unpaid. The \$122k due relates to a commercial waste debt which is being repaid in consultation with the new ownership. The \$598k debt relates to a DCP generated Developer invoice for funds to be put into Reserve.

OneCouncil Implementation

The Statements as presented once again represent the most accurate information available, but may be subject to change as the OneCouncil data processes continue to be updated, verified and automated. It is expected that the Statements and Notes will be fully automated for the statements to be presented for the period ended January 2023.

ATTACHMENTS

1. Small Balance Rates Interest Written Off - December 22
2. Statement of Financial Activity - December 2022

RECOMMEND

CS2/2/23

That Council pursuant to Regulation 34 of the *Local Government (Financial Management) Regulations 1996* (Financial Activity Statement Report) accept the Statement of Financial Activity for the six (6) month period ended 31 December 2022; and:

- i. **Note that there are reportable actual to budget material variances for the period**
- ii. **Note the \$57.06 small rates debts written off under Primary Delegation 1.0 and Secondary Delegation CORPS 1.1.**

Moved Cr S Peter

MOTION CARRIED

(5/0)

COUNCILLORS' ITEMS

Nil.

CHIEF EXECUTIVE OFFICER'S REPORT

Nil.

EXECUTIVE DIRECTOR'S REPORT

Nil.

MEETING DECLARED CLOSED AT 7.09PM

CORPORATE SERVICES COMMITTEE		
SUMMARY OF ATTACHMENTS		
21 FEBRUARY 2023		
ATT NO.	SUBJECT	PAGE
1.1 LIST OF ACCOUNTS PAID - DECEMBER 2022		
1.1.1	Monthly Cheque and Credit Card Report - December 2022	18
1.2 STATEMENT OF FINANCIAL ACTIVITY - DECEMBER 2022		
1.2.1	Small Balance Rates Interest Written Off - December 22	37
1.2.2	Statement of Financial Activity - December 2022	39

Accounts Paid and Submitted to Corporate Services Committee on 21 February 2023

Payments made between 01-Dec-2022 and 31-Dec-2022

<i>Trans #</i>	<i>Date</i>	<i>Payee</i>	<i>Description</i>	<i>Amount</i>
004201	2/12/2022	Alinta Gas	Gas Charges - 17.10.22 - 16.11.22	8,551.80
004202	2/12/2022	Armadale Kelmscott Self Storage	Rental Fee Unit b076	155.00
004203	2/12/2022	Australian Services Union	Australian Services Union Payroll Deductions	422.30
004204	2/12/2022	DORMA Australia Pty Ltd	Door and Sensor Repairs - Various Locations	2,234.01
004205	2/12/2022	Beaver Tree Services Aust Pty Ltd	Tree Service - Various Locations	10,319.93
004206	2/12/2022	Browns Sweeping	High Pressure Clean - Rushton Pk	720.00
004207	2/12/2022	Child Support Agency	Child Support Payroll Deductions	2,093.47
004208	2/12/2022	City of Armadale-Social Club	Social Club Employee Deductions	294.00
004209	2/12/2022	Cleveland Compressed Air Services	Service - Compressor	737.00
004210	2/12/2022	Hays Personnel Services (Aust) Pty Ltd	Hire of Temporary Staff	8,646.00
004211	2/12/2022	Heatley Sales Pty Ltd	Protective Equipment	1,988.67
004212	2/12/2022	LGRCEU	LGRCEU Payroll Deductions	283.12
004213	2/12/2022	Downer EDI Works Limited	Hot Mix Supply	163.90
004214	2/12/2022	Royal Lifesaving Society	Safety Resources - AFAC	220.00
004215	2/12/2022	Telstra	Telephone Charges Mobile	10,392.30
004216	2/12/2022	Synergy Energy	Electricity charges	318.16
004217	2/12/2022	Local Government Planners Association	Annual Membership Fee	500.00
004218	2/12/2022	Panorama Arts-Armadale	Souvenir Wooden Products	127.00
004219	2/12/2022	Serpentine Spring Water	Refreshments	99.00
004220	2/12/2022	Institute of Public Works Aust(WA Division)	Staff Training	1,050.00
004221	2/12/2022	Refresh Waters Pty Ltd	Refreshments and Supplies	90.50
004222	2/12/2022	Michael Page International	Hire of Temporary Staff	731.08
004223	2/12/2022	Blueprint Homes (WA) Pty Ltd	Refund Security Deposit	400.00
004224	2/12/2022	Dale Alcock Homes Pty Ltd	Refund Security Deposit	400.00
004225	2/12/2022	Ventura Home Group Pty Ltd	Refund Security Deposit	800.00
004226	2/12/2022	J-Corp Pty Ltd - Homestart	Refund Security Deposit	400.00
004227	2/12/2022	Valvoline (Australia)	Synpower - Oil Levy	2,112.03
004228	2/12/2022	Elliotts Filtration	Newhaven Robot Park Iron Filter	313.50
004229	2/12/2022	Superior Pak Pty Ltd	Truck Maintenance and Repairs	2,682.78
004230	2/12/2022	Apple Pty Ltd	Mobile Phone Equipment	49.50
004231	2/12/2022	MCS Security	Security Guard Services	4,592.23
004232	2/12/2022	Forrest Road Fresh	Catering	270.97
004233	2/12/2022	Jones Lang Lasalle (WA) Pty Ltd	Supply and Install Power to HWU - Orchard House	2,064.70
004234	2/12/2022	Sonic HealthPlus	Pre-employment Medical	729.30
004235	2/12/2022	Cr Kerry Busby	Conference Reimbursement	163.55
004236	2/12/2022	Cr Grant Nixon	Conference Reimbursement	360.36
004237	2/12/2022	Dept of Planning, Lands & Heritage	JDAP Development Application	5,815.00
004238	2/12/2022	Armadale Christian Football Club Inc	Community Grant 22/23 Round 1 Funding	1,000.00
004239	2/12/2022	Horizon West Landscape & Irrigation	Pruning Shrubs - Various Locations	6,534.00
004240	2/12/2022	Mother Earth Gardening & Landscaping	Landscaping Repairs - Wright Road	1,702.80
004241	2/12/2022	Woodies Charcoal Chicken	Catering	626.00
004242	2/12/2022	E Fire & Safety	Logbook - Kelmscott Hall	198.00
004243	2/12/2022	Turf Care WA Pty Ltd	Supply and Install Irrigation Sprinklers - Various Locations	44,003.52

Accounts Paid and Submitted to Corporate Services Committee on 21 February 2023

Payments made between 01-Dec-2022 and 31-Dec-2022

Trans #	Date	Payee	Description	Amount
004244	2/12/2022	Downings Electrical Service	Repairs - Lucich St Bore	148.50
004245	2/12/2022	Paramount Electrical Services	Relocate Junction Box	273.65
004246	2/12/2022	Pivotel Satellite Pty Ltd	Telephone Charges	49.50
004247	2/12/2022	Labourforce Impex Personnel Pty Ltd	Hire of Temporary Staff	2,255.52
004248	2/12/2022	Allstate Kerbing And Concrete	Kerbing Maintenance Various Locations	10,937.54
004249	2/12/2022	Fire Rescue Safety Australia Pty Ltd	Sling Femo	708.95
004250	2/12/2022	R M Walker	Expenses Reimbursement	765.50
004251	2/12/2022	Battery World Armadale	Battery Purchase	160.00
004252	2/12/2022	Tyrepower Limited	Tyre Repairs	316.28
004253	2/12/2022	Slavin Architects Pty Ltd	Consultancy Services	3,520.00
004254	2/12/2022	Contra-Flow Pty Ltd	Traffic Management Services	4,458.65
004255	2/12/2022	JDS Building and Maintenance Services	Roleystone Hall - works	8,263.20
004256	2/12/2022	Cr Shanavas Peter	Conference Reimbursement	449.42
004257	2/12/2022	Tesla Motors Australia	Vehicle Purchase (replacement for fleet)	67,225.00
004258	2/12/2022	Watway Pty Ltd T/A Auswest Display	Hire Equipment - Events	3,850.00
004259	2/12/2022	Prestige Catering	Catering	517.80
004260	2/12/2022	Action Glass & Aluminium	Glass Replacement	668.25
004261	2/12/2022	Jenny Gleeson Coaching & Consulting	Staff Training	1,100.00
004262	2/12/2022	ATO PAYG	PAYG Tax deductions	357,430.00
004263	2/12/2022	Marty Daley Graphic Design	Graphic Design Service	3,740.00
004264	2/12/2022	Cr Sartaj Virk	Conference Reimbursement	408.25
004265	2/12/2022	Sword-Point College of Arms	Public Display and Entertainment - Events	500.00
004266	2/12/2022	Ideal Homes Pty Ltd	Refund Security Deposit	400.00
004267	2/12/2022	ATC Work Smart INC	Staff Training	205.43
004268	2/12/2022	Prime Landscaping Pty Ltd	Fertiliser Supplies	1,105.50
004269	2/12/2022	GFG Temp Assist	Hire of Temporary Staff	9,697.60
004270	2/12/2022	Skyline Landscape Services (WA)	Weed Control - Various Locations	22,068.61
004271	2/12/2022	UGC Holdings Pty Ltd	Weed Control - Various Locations	15,670.48
004272	2/12/2022	iSquare Root Group Pty Ltd	Australian Bush Spices	602.00
004273	2/12/2022	ChoiceOne Pty Ltd	Hire of Temporary Staff	2,146.03
004274	2/12/2022	Tammy Peters	Sporting Recreation and Development Donation	250.00
004275	2/12/2022	Sandra Jonnine Frost	Sporting Recreation and Development Donation	250.00
004276	2/12/2022	H C Pande	Rates Refund - Overpayment	241.85
004277	2/12/2022	Thanasagren Moodley	Security Incentive Scheme Rebate	200.00
004278	2/12/2022	Stephen Ebery	Security Incentive Scheme Rebate	200.00
004279	2/12/2022	Michele Law	Sporting Recreation and Development Donation	250.00
004280	2/12/2022	Monique Scagliotta	Security Incentive Scheme Rebate	200.00
004281	2/12/2022	Meg Travers	Security Incentive Scheme Rebate	200.00
004282	2/12/2022	Harpreet Singh	Crossover Subsidy	400.00
004283	2/12/2022	Jeeva Vajravel	Crossover Subsidy	400.00
000137	6/12/2022	City of Armadale	Petty Cash Recoup	613.65
000138	6/12/2022	City of Armadale	Payment for Welcome to Country	500.00
000139	6/12/2022	City of Armadale	Petty Cash Recoup	296.95
6/02/2023				Page 2 of 18

Accounts Paid and Submitted to Corporate Services Committee on 21 February 2023

Payments made between 01-Dec-2022 and 31-Dec-2022

<i>Trans #</i>	<i>Date</i>	<i>Payee</i>	<i>Description</i>	<i>Amount</i>
004284	7/12/2022	Alinta Gas	Gas Charges 23.08.22 - 18.11.22	434.10
004285	7/12/2022	ALS Library Services Pty Ltd	Library Resources	270.46
004286	7/12/2022	Armada Lock & Key Service	Lock & Key Replacement Service - Various Locations	6,625.00
004287	7/12/2022	DORMA Australia Pty Ltd	Door and Sensor Repairs - Various Locations	2,167.69
004288	7/12/2022	BOC Gases Australia Limited	Dry Ice	22.63
004289	7/12/2022	Browns Sweeping	Sweeping Services - Bowling Club	755.70
004290	7/12/2022	Challis Liquor Store	Refreshments	392.96
004291	7/12/2022	Moore Australia (WA) Pty Ltd	Internal Audit Services	9,993.50
004292	7/12/2022	Hays Personnel Services (Aust) Pty Ltd	Hire of Temporary Staff	4,323.00
004293	7/12/2022	Ixom Operations Pty Ltd	Pool Chemicals	3,786.00
004294	7/12/2022	Raeco	Display and Document Holders	1,630.75
004295	7/12/2022	Stewart & Heaton Clothing Co Pty Ltd	Protective Clothing	734.71
004296	7/12/2022	Triple A Cleaning Co	Cleaning Service - Various Locations	1,438.80
004297	7/12/2022	Synergy Energy	Electricity charges	396.52
004298	7/12/2022	WA Reticulation Supplies	Spare Parts	48.85
004299	7/12/2022	Microcom Pty Ltd	Traffic Counter Stock	596.20
004300	7/12/2022	Gecko Contracting Turf & Landscaping	Traffic Management Services	3,665.20
004301	7/12/2022	Bladon WA	AFAC Christmas Shirts	2,691.16
004302	7/12/2022	Green Skills Inc	Hire of Temporary Staff	3,598.97
004303	7/12/2022	Securepay Pty Ltd	Web Payments. PrePaid Plan - Sep 22	1,540.00
004304	7/12/2022	Tourism Council WA Limited	2023 Membership Renewal	1,650.00
004305	7/12/2022	Experience Perth	Marketing Projects - Perth Hills Tourism	20,000.00
004306	7/12/2022	Modern Teaching Aids Pty Ltd	Printer Filaments	581.11
004307	7/12/2022	Wren Oil	Admin & Compliance Fee - 04.11.22	16.50
004308	7/12/2022	J-Corp Pty Ltd - Homestart	Refund Security Deposit	400.00
004309	7/12/2022	Content Living Pty Ltd	Refund Security Deposit	400.00
004310	7/12/2022	BGC Residential Pty Ltd	Refund Security Deposit	400.00
004311	7/12/2022	Drainflow Services Pty Ltd	Removal Waste - Kargotich Rd	6,176.50
004312	7/12/2022	Affordable Living Homes	Refund Security Deposit	400.00
004313	7/12/2022	Quality Publishing Australia-QPA	Assorted Maps and Guides	249.96
004314	7/12/2022	Natural Area Management & Services	Supply & Install Spillway - Skeet Road	4,345.00
004315	7/12/2022	Red Ink Homes Pty Ltd	Refund Security Deposit	2,400.00
004316	7/12/2022	Superior Pak Pty Ltd	Mudflap Replacement	202.71
004317	7/12/2022	Sonic HealthPlus	Pre-employment Medical	658.37
004318	7/12/2022	Enviro Infrastructure Pty Ltd	AFAC Chemical Shed	6,402.83
004319	7/12/2022	Australian Office Leading Brands	Stationery	256.41
004320	7/12/2022	P W Sanders	Communications Reimbursement	79.99
004321	7/12/2022	Complete Office Supplies	Stationery	14.54
004322	7/12/2022	Mother Earth Gardening & Landscaping	Pathway Maintenance	726.00
004323	7/12/2022	Bensons Contracting	Lina Hart Fitness Node Close out	3,215.64
004324	7/12/2022	S Wallrodt	Expenses Reimbursement	61.67
004325	7/12/2022	ReNew Property Maintenance	Mowing Service - Various Locations	6,160.00
004326	7/12/2022	Frontline Fire & Rescue Equipment	Clothing - Bedfordale Volunteers	4,140.08
6/02/2023				Page 3 of 18

Accounts Paid and Submitted to Corporate Services Committee on 21 February 2023

Payments made between 01-Dec-2022 and 31-Dec-2022

<i>Trans #</i>	<i>Date</i>	<i>Payee</i>	<i>Description</i>	<i>Amount</i>
004327	7/12/2022	AOG Design	Name Registration - Armad Arts Festival	59.90
004328	7/12/2022	Myriad Images	Graphic Design Service	253.00
004329	7/12/2022	Metro Filters	Cleaning Services - Admin Building	1,864.28
004330	7/12/2022	Great Lakes Community Resources Inc	Mattress Collections Various Sites	11,968.00
004331	7/12/2022	Seisma Pty Ltd	Hire of Temporary Staff	32,948.44
004332	7/12/2022	All West Electrical Contractors	Testing Emergency Alarms	495.00
004333	7/12/2022	Pure Homes Pty Ltd	Refund Security Deposit	3,200.00
004334	7/12/2022	Supercivil Pty Ltd	Asphalt - Various Locations	9,093.95
004335	7/12/2022	Gecko Lodge	Bookeasy Accommodation Booking	486.00
004336	7/12/2022	LD&D Australia Pty Limited	Refreshments	150.65
004337	7/12/2022	Jackson McDonald Lawyers	Legal Advice	3,349.50
004338	7/12/2022	Lo-GO Appointments	Hire of Temporary Staff	167.81
004339	7/12/2022	Selectro Services	Electrical Services - Pool Pump	770.00
004340	7/12/2022	Aussie Broadband Pty Ltd	NBN Broadband - Various Locations	779.00
004341	7/12/2022	Prestige Catering	Catering	1,447.55
004342	7/12/2022	Neon Construction Pty Ltd	Painting Services	693.00
004343	7/12/2022	Agrimate	Fencing Patch Work	3,074.50
004344	7/12/2022	Southern Cross Protection Pty Ltd	Security Guard Services	11,488.15
004345	7/12/2022	MDM Entertainment Pty Ltd	Library Resources	1,993.64
004346	7/12/2022	Vinsan Contracting Pty Ltd	Refund Security Deposit	400.00
004347	7/12/2022	Total Green Recycling	Recycling E Waste	2,906.28
004348	7/12/2022	Payroll Edge Consulting	Hire of Temporary Staff	4,455.00
004349	7/12/2022	Penske Australia	Workshop Consumables	786.68
004350	7/12/2022	IRIS ID Pty Ltd	Sunsquirt Subscription Monthly Fee	82.50
004351	7/12/2022	Attekus	Consultancy Services	2,220.63
004352	7/12/2022	La Vida Australia Pty Ltd	Refund Security Deposit	400.00
004353	7/12/2022	Sandy Taylor Digital Marketing	Staff Training	1,929.37
004354	7/12/2022	Broady's Fencing and Gates	Fencing Works	5,350.00
004355	7/12/2022	Harvey Norman AV/IT Armadale	Computer Equipment Minor	69.95
004356	7/12/2022	Melski Arts	Derry Road Intersection Mural	19,525.00
004357	7/12/2022	Persona Group Pty Ltd	Refund Security Deposit	2,400.00
004358	7/12/2022	Good Deed Movement	Social Priorities Service Agreement	17,270.00
004359	7/12/2022	NPB SECURITY AUSTRALIA PTY LTD	Security Guard Services	12,408.00
004360	7/12/2022	Marketforce Pty Ltd	Advertising Print Media	52,012.19
004361	7/12/2022	Aminda Menaka Warnasooriya	Professional Membership Reimbursement	790.00
004362	7/12/2022	Sharif Hasani	Security Bond Refund	400.00
004363	7/12/2022	P G Hardman	Refund of Overpaid Rates	486.76
004364	7/12/2022	Marlene Pirihi	Tourism Voucher Refund	175.00
000140	8/12/2022	City of Armadale	Petty Cash Recoup	88.20
004365	9/12/2022	Armadale Lock & Key Service	Lock & Key Replacement Service - Various Locations	444.00
004366	9/12/2022	DORMA Australia Pty Ltd	Admin Undercroft Gates Repair	110.00
004367	9/12/2022	Beaver Tree Services Aust Pty Ltd	Pruning Services - Various Locations	6,937.20
004368	9/12/2022	Coca-Cola Amatil (Aust) Pty Ltd	Refreshments	402.88
6/02/2023				Page 4 of 18

Accounts Paid and Submitted to Corporate Services Committee on 21 February 2023

Payments made between 01-Dec-2022 and 31-Dec-2022

Trans #	Date	Payee	Description	Amount
004369	9/12/2022	Dept of Fire And Emergency Services	Emergency Services Levy Due from COA	96,764.14
004370	9/12/2022	Hays Personnel Services (Aust) Pty Ltd	Hire of Temporary Staff	4,323.00
004371	9/12/2022	Heavy Automatics WA Pty Ltd	Plant Service - ak078	1,673.18
004372	9/12/2022	Local Government Professionals Aust WA	Refund Security Deposit and Staff Training	546.00
004373	9/12/2022	Ixom Operations Pty Ltd	Chlorine Purchases	4,039.12
004374	9/12/2022	Rabor Smash Repairs	Repairs - ak16378	500.00
004375	9/12/2022	WALGA	Staff Training	2,178.00
004376	9/12/2022	Water Corporation	Hire of Standpipe - 15.10.22 - 15.11.22	3,093.03
004377	9/12/2022	Technology One Ltd	Consultancy Services	20,035.20
004378	9/12/2022	Chittering Valley Worm Farm	Subsidised Worm Farm - 12.11.22	1,510.00
004379	9/12/2022	Voicedata Services Pty Ltd	Mitel Systems Support - Oct22	759.00
004380	9/12/2022	Michael Page International	Hire of Temporary Staff	2,069.10
004381	9/12/2022	John Wollaston Anglican Community School	Bond Refund Hall/Key Deposit	500.00
004382	9/12/2022	Blueprint Homes (WA) Pty Ltd	Refund Security Deposit	1,200.00
004383	9/12/2022	Webb & Brown-Neaves Pty Ltd	Refund Security Deposit	5,600.00
004384	9/12/2022	Ventura Home Group Pty Ltd	Refund Security Deposit	800.00
004385	9/12/2022	J-Corp Pty Ltd - Homestart	Refund Security Deposit	400.00
004386	9/12/2022	Plunkett Homes (1903) Pty Ltd	Refund Security Deposit	400.00
004387	9/12/2022	Content Living Pty Ltd	Refund Security Deposit	800.00
004388	9/12/2022	Affordable Living Homes	Refund Security Deposit	400.00
004389	9/12/2022	Danmar Homes Pty Ltd	Refund Security Deposit	400.00
004390	9/12/2022	Apple Pty Ltd	Computer Equipment	8,214.29
004391	9/12/2022	Forrest Road Fresh	Refreshments	191.52
004392	9/12/2022	Sonic HealthPlus	Pre-employment Medical	240.90
004393	9/12/2022	Turf Care WA Pty Ltd	Turf Renovation - Alfred Skeet Oval	17,263.19
004394	9/12/2022	Downings Electrical Service	Electrical Repairs - John Dunn Reserve	2,340.80
004395	9/12/2022	Great Lakes Community Resources Inc	Mattress Collections Various Sites	8,184.00
004396	9/12/2022	Gosnells Women's Health Service Inc	Refund Hall/Key Deposit(Not required)	300.00
004397	9/12/2022	Intensive Crew	Positive Ageing Function - 2022	1,015.00
004398	9/12/2022	AHA Consulting	Consultancy Services	10,131.00
004399	9/12/2022	Contra-Flow Pty Ltd	Traffic Management Services	15,026.26
004400	9/12/2022	WAIVPAY LTD	Gift Cards	615.00
004401	9/12/2022	Prestige Catering	Catering	474.65
004402	9/12/2022	QTM PTY LTD	Hire of Traffic Controllers	28,924.65
004403	9/12/2022	Diabetes WA	Bond Refund Hall/Key Deposit	500.00
004404	9/12/2022	M H Surtani	Bond Refund Hall/Key Deposit	500.00
004405	9/12/2022	S Jacobs	Presentation - Welcome to Country	750.00
004406	9/12/2022	Energetic Kids	Bond Refund Hall/Key Deposit	500.00
004407	9/12/2022	Bee Advice	Tree Maintenance - Beehive - Brooks Rd	200.00
004408	9/12/2022	Payroll Edge Consulting	Hire of Temporary Staff	990.00
004409	9/12/2022	ChoiceOne Pty Ltd	Hire of Temporary Staff	2,146.03
004410	9/12/2022	Classic Hire	Variable Message Board/ Trailer Lock	712.25
004411	9/12/2022	Four Landscape Studio Pty Ltd	Consultancy Services	6,820.00
6/02/2023				Page 5 of 18

Accounts Paid and Submitted to Corporate Services Committee on 21 February 2023

Payments made between 01-Dec-2022 and 31-Dec-2022

<i>Trans #</i>	<i>Date</i>	<i>Payee</i>	<i>Description</i>	<i>Amount</i>
004412	9/12/2022	Marketforce Pty Ltd	Western Australia - Newspaper Advertising	2,448.51
004413	9/12/2022	S L Visser	Bond Refund Hall/Key Deposit	500.00
004414	9/12/2022	H Sutton	Bond Refund Hall/Key Deposit	500.00
004415	9/12/2022	J Alcedo	Bond Refund Hall/Key Deposit	580.00
004416	9/12/2022	Rosanna Albanese	Bond Refund Hall/Key Deposit	500.00
004417	9/12/2022	Kindy Dance Time Pty Ltd	Bond Refund Hall/Key Deposit	300.00
004418	9/12/2022	P Strano	Bond Refund Hall/Key Deposit	500.00
004419	9/12/2022	T Kaur	Bond Refund Hall/Key Deposit	500.00
004420	9/12/2022	Sharon Bolt	Bond Refund Hall/Key Deposit	500.00
004421	9/12/2022	Ron Vickers	Tourist Voucher Refund	350.00
004422	9/12/2022	Just Because Cookies and Cakes	Catering	120.00
004423	9/12/2022	Beevor & Co	Security Bond Refund	400.00
004424	9/12/2022	Tanya Daalmeyer	Crossover Subsidy	400.00
004425	9/12/2022	Shannon Outram	Crossover Subsidy	400.00
004426	9/12/2022	Ronald Coleman	Crossover Subsidy	400.00
004427	9/12/2022	Lynette Trumper	Crossover Subsidy	400.00
004428	9/12/2022	Kyle Passmore	Crossover Subsidy	400.00
004429	9/12/2022	Jullian Teruel	Crossover Subsidy	400.00
004430	9/12/2022	Damian Lenane	Crossover Subsidy	400.00
000141	14/12/2022	City of Armadale	Petty Cash Recoup	939.65
000142	14/12/2022	City of Armadale-Armadale Library	Petty Cash Recoup	286.20
000143	14/12/2022	City of Armadale	Petty Cash Recoup	67.30
004431	14/12/2022	Alinta Gas	Gas Charges - 17.08.22 - 15.11.22	438.25
004432	14/12/2022	ALS Library Services Pty Ltd	Library Resources	1,129.30
004433	14/12/2022	DORMA Australia Pty Ltd	Repairs - Admin Building	907.50
004434	14/12/2022	Construction Training Fund	CTF Levy Collected - Nov 22	54,791.06
004435	14/12/2022	Beaver Tree Services Aust Pty Ltd	Tree Removal & Pruning Service - Various Locations	16,140.39
004436	14/12/2022	Benara Nurseries	Plant Stock - Various Locations	520.96
004437	14/12/2022	BOC Gases Australia Limited	Gas Bottle Rental - 29.10.22 - 27.11.22	166.32
004438	14/12/2022	Browns Sweeping	Sweeping Services - Various Locations	25,849.61
004439	14/12/2022	Byford Bobcats	Mulching Services - Sheaf Reserve	1,443.00
004440	14/12/2022	Cornerstone Legal Pty Ltd	Legal Advice	10,846.00
004441	14/12/2022	Dept Of Mines, Industry Regulation And Safety	Building Services Levy Collected - Nov22	37,964.63
004442	14/12/2022	Gibbons Holden	Repair Diagnose - ak047	260.00
004443	14/12/2022	Moore Australia (WA) Pty Ltd	Internal Audit Services	13,200.00
004444	14/12/2022	Local Government Professionals Aust WA	Staff Training	26.00
004445	14/12/2022	Downer EDI Works Limited	Hot Mix Supply	670.74
004446	14/12/2022	Range Ford	Parts - P1936	2,680.00
004447	14/12/2022	Royal Lifesaving Society	Staff Training	4,340.00
004448	14/12/2022	Veolia Recycling and Recovery Pty Ltd	General Waste Pick Up	361.45
004449	14/12/2022	Westbooks	Library Resources	4,429.37
004450	14/12/2022	Synergy Energy	Electricity Charges	2,663.20
004451	14/12/2022	WA Reticulation Supplies	Parts - Retic Stock	1,539.76
6/02/2023				Page 6 of 18

Accounts Paid and Submitted to Corporate Services Committee on 21 February 2023

Payments made between 01-Dec-2022 and 31-Dec-2022

<i>Trans #</i>	<i>Date</i>	<i>Payee</i>	<i>Description</i>	<i>Amount</i>
004452	14/12/2022	Gecko Contracting Turf & Landscaping	Fire Mitigation Works	5,328.95
004453	14/12/2022	Parks & Leisure Australia	Staff Training	1,947.00
004454	14/12/2022	Office Line	Office Desk	544.50
004455	14/12/2022	Seek Limited	Advertising - Nov 22	3,987.12
004456	14/12/2022	Onhold Magic Pty Ltd	Messages on Hold - Nov 22	110.00
004457	14/12/2022	McLeods Barristers & Solicitors	Legal Advice	550.00
004458	14/12/2022	Youth Affairs Council Of WA	YACWA membership 22/23	299.99
004459	14/12/2022	Clark Equipment Sales Pty Ltd	Parts - P216	956.87
004460	14/12/2022	BSA Advanced Property Solutions (WA) Pty Ltd	Air Conditioning Service and Repairs	10,016.97
004461	14/12/2022	Webb & Brown-Neaves Pty Ltd	Refund Security Deposit	400.00
004462	14/12/2022	Woodlands Distributors Pty Ltd	Supply and Install Parts	907.28
004463	14/12/2022	Air Roofing Co Pty Ltd	Refund Security Deposit	400.00
004464	14/12/2022	Valvoline (Australia)	Oils and Workshop Supplies	6,255.46
004465	14/12/2022	Porter Consulting Engineers	Consultancy Services	13,942.50
004466	14/12/2022	Armadale Steel & Industrial Supplies	Assorted Steel - Workshop Consumables	493.00
004467	14/12/2022	Apple Pty Ltd	Computer Equipment	3,144.24
004468	14/12/2022	Jones Lang Lasalle (WA) Pty Ltd	Asset Condition Report	4,950.00
004469	14/12/2022	Museums Australia Inc	Subscription - History House	282.50
004470	14/12/2022	Cr Kerry Busby	Communications Reimbursement	1,312.14
004471	14/12/2022	Complete Office Supplies	Stationery	47.30
004472	14/12/2022	Neopost Australia Pty Ltd	Print Room Supplies	757.84
004473	14/12/2022	Horizon West Landscape & Irrigation	Irrigation Maintenance - Various Locations	3,564.00
004474	14/12/2022	Carlisle Events Hire Pty Ltd	Hire of Tables	3,383.60
004475	14/12/2022	Vorgee Pty Ltd	Equipment - AFAC	3,022.14
004476	14/12/2022	Reva Commercial Pty Ltd	Repairs - Armadale Hall	1,936.00
004477	14/12/2022	Mother Earth Gardening & Landscaping	Mulching Services - Various Locations	3,740.00
004478	14/12/2022	Entire Fire Management	Fire Mitigation - Hill Rd - Phase 2	35,603.10
004479	14/12/2022	Totally Workwear	Uniforms	218.40
004480	14/12/2022	Kelmscott Agricultural Society Inc	Expenses Reimbursement	1,336.50
004481	14/12/2022	Datacom Systems (AU) Pty Ltd - WA Division	Computer Equipment	4,052.17
004482	14/12/2022	Prestige Property Maintenance Pty Ltd	Mowing Service - Various Locations	25,168.26
004483	14/12/2022	E Fire & Safety	Pressure Flow Test	198.00
004484	14/12/2022	Taman Diamond Tool Solutions	Parts - Civil Works Small Plant	346.50
004485	14/12/2022	Turf Care WA Pty Ltd	Supply and Install Eco Pro Series	1,940.40
004486	14/12/2022	SCP Conservation And Land Management	Fence Repairs	1,244.00
004487	14/12/2022	K P Yeoh	Professional Membership and Expenses Reimbursement	1,307.13
004488	14/12/2022	Paramount Electrical Services	Ian Pratt Pavilion - Maintenance	833.00
004489	14/12/2022	SEISMA PTY LTD	Consultancy Services	20,020.00
004490	14/12/2022	Quality Press	Printing Services	13,351.80
004491	14/12/2022	Security Management Australasia Pty Ltd	CCTV Maintenance and Repairs	3,426.50
004492	14/12/2022	Western Australian Security Personnel Pty Ltd	Security Guard Services	2,435.40
004493	14/12/2022	On Tap Plumbing & Gas Pty Ltd	Repairs - Plumbing Services	234.88
004494	14/12/2022	NewGround Water Services	Irrigation Maintenance - Various Locations	7,473.40
6/02/2023				Page 7 of 18

Accounts Paid and Submitted to Corporate Services Committee on 21 February 2023

Payments made between 01-Dec-2022 and 31-Dec-2022

<i>Trans #</i>	<i>Date</i>	<i>Payee</i>	<i>Description</i>	<i>Amount</i>
004495	14/12/2022	Crystal Printing Solutions Pty Ltd	Public Parking Warning Signs	891.00
004496	14/12/2022	Hudson Global Resources (Aust) Pty Limited	Hire of Temporary Staff	4,369.82
004497	14/12/2022	Electek	Repairs - Duress Alarm	2,750.00
004498	14/12/2022	Contra-Flow Pty Ltd	Backfill of Kerb Reverse Flow	12,001.85
004499	14/12/2022	The Calapai Family Trust T/A Intellitrac	GPS Expenses Various Plant - Nov 2022	1,511.40
004500	14/12/2022	District Refrigeration & Airconditioning Pty Ltd	Degas Fridges/Freezers Landfill Site	841.50
004501	14/12/2022	Katherine John Entertainment (KJE)	Stage Entertainment - Events	6,875.00
004502	14/12/2022	Tesla Motors Australia	On Road Fees	523.60
004503	14/12/2022	Action Glass & Aluminium	Glass Repairs and Replacement	3,601.07
004504	14/12/2022	QTM PTY LTD	Hire of Traffic Controllers	2,467.64
004505	14/12/2022	Will & Way Pty Ltd	Bond Refund Hall/Key Deposit	500.00
004506	14/12/2022	WA Building Company	Refund Security Deposit	1,600.00
004507	14/12/2022	VPG Hilbert Pty Ltd	Rates Refund	2,552.53
004508	14/12/2022	Rotary Club of Armadale INC	Facilitate Event - Highland Gathering	500.00
004509	14/12/2022	Classic Hire	Equipment Hire - Message Board	2,359.50
004510	14/12/2022	A Bowden	Expenses Reimbursement	265.28
004511	14/12/2022	R Sklarski	Expenses Reimbursement	3.30
004512	14/12/2022	Southern Cross Protection Pty Ltd	Security Alarm Responses	565.40
004513	14/12/2022	D J Harris	Armadale Writers Award Winner	750.00
004514	14/12/2022	Bridgestone Australia Ltd	Puncture Repair	27.94
004515	14/12/2022	Nordic Fitness Equipment	Anitbacterial Wipes	1,785.00
004516	14/12/2022	Vault Protective Security Services	Crowd Controller Services	660.00
004517	14/12/2022	R Kalairajan	Professional Membership Reimbursement	790.00
004518	14/12/2022	The Pink Cafe (Kelmscott)	Catering	300.00
004519	14/12/2022	Reimagine HR	Hire of Temporary Staff	19,772.50
004520	14/12/2022	MMM (WA) Pty Ltd	Dry Hire 6 Wheeler Tipping Truck - Landfill	3,960.00
004521	14/12/2022	GFG Temp Assist	Hire of Temporary Staff	5,810.20
004522	14/12/2022	Aspect Studios Pty Ltd	Consultancy Services	20,900.00
004523	14/12/2022	Pinnacle Safety and Training	Staff Training	915.00
004524	14/12/2022	Dell Financial Services Pty Ltd	Computer Equipment Leasing	19,624.57
004525	14/12/2022	Subway Armadale Central	Catering	512.00
004526	14/12/2022	Adaptive Resourcing Pty Ltd	Hire of Temporary Staff	578.00
004527	14/12/2022	UGC Holdings Pty Ltd	Weeds Control - Various Locations	34,301.92
004528	14/12/2022	Genesis Accounting Pty Ltd	Consultancy Services	1,100.00
004529	14/12/2022	BDM Leather & Canvas Pty Ltd	Parts - Health Services	1,070.30
004530	14/12/2022	Kraft Daze	Repairs - Sewing Machine	150.00
004531	14/12/2022	NPB Security Australia Pty Ltd	Security Site Phone Monthly Charge	60.50
004532	14/12/2022	Agnes Novinda	Reimbursement - Study Fee Assistance	2,500.00
004533	14/12/2022	R F Powell	Rates Refund - Duplicate Payment	551.00
004534	14/12/2022	P D Uchtman	Rates Refund - Overpayment	107.98
004535	14/12/2022	Trust Acc - Owners of 8 Rundle St	Reimbursement - Damaged Irrigation	175.80
004536	14/12/2022	Roleystone Community Markets	General Donation	1,000.00
004537	14/12/2022	Carla Bergsma	Refund - AFAC Membership	52.00
6/02/2023				Page 8 of 18

Accounts Paid and Submitted to Corporate Services Committee on 21 February 2023

Payments made between 01-Dec-2022 and 31-Dec-2022

<i>Trans #</i>	<i>Date</i>	<i>Payee</i>	<i>Description</i>	<i>Amount</i>
004538	14/12/2022	Brendon George	Bookeasy Accommodation Booking	175.00
000144	16/12/2022	City of Armadale	Christmas Competition Prizes	2,000.00
004539	16/12/2022	Australia Post	Postage Charges - October 2022	9,680.12
004540	16/12/2022	Australian Services Union	Australian Services Union Payroll Deductions	422.30
004541	16/12/2022	DORMA Australia Pty Ltd	Callout and Door Repairs	1,501.08
004542	16/12/2022	Browns Sweeping	High Pressure Cleaning - Shipwreck Park	720.00
004543	16/12/2022	Byford Bobcats	Earthmoving Works - Cross Park	3,221.20
004544	16/12/2022	Child Support Agency	Child Support Payroll Deductions	2,093.47
004545	16/12/2022	City of Armadale-Social Club	Social Club (employee) Deductions	294.00
004546	16/12/2022	Cleanaway	Bin Rental	88.00
004547	16/12/2022	LGRCEU	LGRCEU Payroll Deductions	283.12
004548	16/12/2022	Holcim	Washed Blue Metal Supply	370.59
004549	16/12/2022	Sunny Industrial Brushware Pty Ltd	Gutter Broom	719.40
004550	16/12/2022	Western Australian Treasury Corp	Loan 302 - Repayment	61,866.30
004551	16/12/2022	Work Clobber	Protective Uniforms	433.49
004552	16/12/2022	Gecko Contracting Turf & Landscaping	Streetscape Progress Claim 02	26,584.20
004553	16/12/2022	Bunnings Building Supplies Pty Ltd	Parts - Property Services Stock	1,718.54
004554	16/12/2022	Sports Turf Technology Pty Ltd	Tekenetry Loggers Supply and Install	3,828.00
004555	16/12/2022	S K Reilly	Expenses Reimbursement	110.40
004556	16/12/2022	Blue Tang (WA) Pty Ltd atf The Reef Unit Trust	Consultancy Services	17,600.00
004557	16/12/2022	Cr Ruth Butterfield	Communications Reimbursement	1,312.14
004558	16/12/2022	Hema Maps Pty Ltd	Maps and Guides	463.87
004559	16/12/2022	RSEA Pty Ltd	Protective Uniforms and PPE	316.11
004560	16/12/2022	City of Armadale	Bond Refund Hall/Key Deposit	403.00
004561	16/12/2022	Superior Pak Pty Ltd	Truck Repairs and Servicing	11,241.12
004562	16/12/2022	P W Sanders	Expenses Reimbursement	174.72
004563	16/12/2022	Acurix Networks Pty Ltd	Wifi Access Renewal for Nov22	5,438.25
004564	16/12/2022	Create It	Monthly Fee Time Lapse Subscription	715.00
004565	16/12/2022	Instant Toilets & Showers Pty Ltd	Sanitary Hire - Higland Gathering	7,917.10
004566	16/12/2022	The Royal WA Historical Society (Inc)	Annual Membership 22/23	95.00
004567	16/12/2022	Scott Printers Pty Ltd	Printing - City Views - Dec22	6,487.80
004568	16/12/2022	E Fire & Safety	Fire Safety Equipment Service	143.00
004569	16/12/2022	Turf Care WA Pty Ltd	Install Oval Turf Renovation	56,962.36
004570	16/12/2022	John Phillips Consulting	Consultancy Services	3,300.00
004571	16/12/2022	Northlake Electrical Pty Ltd	Supply and Install Door	2,018.50
004572	16/12/2022	The Amanda Young Foundation Ltd	Assorted Souvenir Jams and Spreads	275.00
004573	16/12/2022	Dale Design Service	Refund of CBC Building Application Fee	990.00
004574	16/12/2022	R M Walker	Expenses Reimbursement	186.40
004575	16/12/2022	Wizard Training Solutions	Staff Training	2,805.00
004576	16/12/2022	LJ & ME Pow	Judging of the Armadale Short Story	550.00
004577	16/12/2022	Gecko Lodge	Bookeasy Accommodation Booking	504.00
004578	16/12/2022	Electek	Electrical Maintenance - AFAC	7,760.50
004579	16/12/2022	Contra-Flow Pty Ltd	Hire of Traffic Controllers	6,066.59
6/02/2023				Page 9 of 18

Accounts Paid and Submitted to Corporate Services Committee on 21 February 2023

Payments made between 01-Dec-2022 and 31-Dec-2022

<i>Trans #</i>	<i>Date</i>	<i>Payee</i>	<i>Description</i>	<i>Amount</i>
004580	16/12/2022	A Floral Moment	Floating Wreath for Remembrance Day	162.95
004581	16/12/2022	Marshall's Western Australian Honey	Catering	828.50
004582	16/12/2022	Matrix GE Pty Ltd	Banking Attendances	192.50
004583	16/12/2022	Armadale Triathlon Club Inc	Community Grant 22/23 Round 1 Funding	2,500.00
004584	16/12/2022	BrightMark Group Pty Ltd	Cleaning Service - Various Locations	126,140.94
004585	16/12/2022	R J Turner Engineering	Consultancy Services	450.00
004586	16/12/2022	Penske Australia	Filters Servicing	464.73
004587	16/12/2022	Swan Group WA Pty Ltd	Construction Progress Payment - Roleystone Theatre	128,054.19
004588	16/12/2022	Marty Daley Graphic Design	Graphic Design Service	3,116.30
004589	16/12/2022	Back Beach Co PTY LTD	Towels and Supplies Purchase	1,687.40
004590	16/12/2022	Equigroup	Quarterly Lease - Printers	30,192.60
004591	16/12/2022	Armadale Education Support Centre	Bond Refund Hall/Key Deposit	500.00
004592	16/12/2022	ATC Work Smart INC	Hire of Temporary Staff	205.43
004593	16/12/2022	Seven Sins Perth Hills	Volunteer Vouchers	200.00
004594	16/12/2022	Subway Armadale Central	Catering	256.00
004595	16/12/2022	Techstreet Pty Ltd	Australian Standards Subscription	319.00
004596	16/12/2022	UGC Holdings Pty Ltd	Russelia Reserve - Slashing Service	1,738.04
004597	16/12/2022	Eurotech Group Pty Ltd	Stationery	72.05
004598	16/12/2022	Online Clearance Warehouse Pty Ltd	Souvenir Beauty Products	422.80
004599	16/12/2022	Button Works	Assorted Souvenir Buttons	701.71
004600	16/12/2022	ChoiceOne Pty Ltd	Hire of Temporary Staff	2,146.03
004601	16/12/2022	Synchronised Time Australia	RGB Technology ZB20-L Clock - AFAC	3,365.74
004602	16/12/2022	GPS Linemarking	Line Marking Service	275.00
004603	16/12/2022	H Pallawalage	Bond Refund Hall/Key Deposit	500.00
004604	16/12/2022	Charlotte Bolt	Bond Refund Hall/Key Deposit	97.00
004605	16/12/2022	Kaviness Singh	Bond Refund Hall/Key Deposit	500.00
004606	16/12/2022	Jayden P Parry	Bond Refund Hall/Key Deposit	500.00
004607	16/12/2022	Antoroy Aiden	Bond Refund Hall/Key Deposit	500.00
004608	16/12/2022	Cerissa Quinn	Bond Refund Hall/Key Deposit	500.00
004609	16/12/2022	Instain Abraham	Bond Refund Hall/Key Deposit	498.00
004610	16/12/2022	Angela Ndeke	Bond Refund Hall/Key Deposit	500.00
004611	16/12/2022	A O Davis	Rates Refund - Duplicate Payment	558.73
004612	16/12/2022	Amila Pathiranage	Rates Refund - Duplicate Payment	523.30
004613	16/12/2022	P L Savory	Rates Refund - Overpayment	486.40
004614	16/12/2022	Nicole Lee McCarthy	Sporting Recreation and Development Donation	250.00
004615	16/12/2022	Vanessa Fillis	Sporting Recreation and Development Donation	250.00
004616	16/12/2022	Buserka Erceg	Rates Refund - Credit Balance	470.00
004617	16/12/2022	Mama's Kitchen WA	Catering - Christmas Volunteers	2,331.00
004618	16/12/2022	Carrolup Capital Pty Ltd	Rates Refund - Credit Balance	3,723.67
000145	19/12/2022	City of Armadale	Petty Cash Recoup	291.75
000146	19/12/2022	City of Armadale-Community Services	Petty Cash Recoup	185.05
004619	19/12/2022	Dept of Fire And Emergency Services	ESL 2nd Qtr Contribution 22/23	3,185,746.51
004620	19/12/2022	Western Australian Treasury Corp	Loan 299 - Repayment	536,419.44
6/02/2023				Page 10 of 18

Accounts Paid and Submitted to Corporate Services Committee on 21 February 2023

Payments made between 01-Dec-2022 and 31-Dec-2022

<i>Trans #</i>	<i>Date</i>	<i>Payee</i>	<i>Description</i>	<i>Amount</i>
004621	21/12/2022	A to Z Signs	Refund Security Deposit	400.00
004622	21/12/2022	Alinta Gas	Gas Charges - 18.08.22 - 18.11.22	398.15
004623	21/12/2022	ALS Library Services Pty Ltd	Library Resources	1,402.55
004624	21/12/2022	Armadale Lock & Key Service	Lock & Key Replacement Service - Various Locations	726.50
004625	21/12/2022	DORMA Australia Pty Ltd	Callout and Door Repairs	1,671.53
004626	21/12/2022	Beaver Tree Services Aust Pty Ltd	Tree Removal & Pruning Service - Various Locations	46,845.41
004627	21/12/2022	Browns Sweeping	Benbecula Park Pressure Wash Furniture	420.00
004628	21/12/2022	Curtin University of Technology	Staff Training	707.25
004629	21/12/2022	Down Under Signs Pty Ltd	Slip Lane and Road Signage	8,702.73
004630	21/12/2022	Educational Art Supplies Co	Stationery	191.24
004631	21/12/2022	Main Roads WA	MRRG Project Completion - return of unused funds	46,744.50
004632	21/12/2022	P & G Body Builders Pty Ltd	Repairs - ak16600	5,346.00
004633	21/12/2022	Rabor Smash Repairs	Repairs - ak16302	1,500.00
004634	21/12/2022	Sigma Chemicals	Pool Cleaning Equipment	2,533.30
004635	21/12/2022	Daimler Trucks Perth	Repairs and Maintenance AK16385	1,450.58
004636	21/12/2022	Sunny Sign Company Pty Ltd	Grabrails 600mm to 1200mm	3,238.40
004637	21/12/2022	Target Towing Service	Towing Charges	220.00
004638	21/12/2022	WALGA	Membership - GAPP 22/23	1,100.00
004639	21/12/2022	Water Corporation	Water Service Charges	23,732.67
004640	21/12/2022	West Side Safety Products	Safety Equipment	890.78
004641	21/12/2022	Western Australian Treasury Corp	Loan 291 - Repayment	1,921,987.56
004642	21/12/2022	Synergy Energy	Electricity Charges	13,030.05
004643	21/12/2022	WA Reticulation Supplies	Parts - Retic Stock	21,135.70
004644	21/12/2022	Southside Mitsubishi	Suspension Upgrade P539	1,911.97
004645	21/12/2022	Parks & Leisure Australia	Facility & Recreational Conference Fee	330.00
004646	21/12/2022	Bladon WA	Uniforms - AFAC	935.00
004647	21/12/2022	Office Line	Mobile Book Display Unit	605.00
004648	21/12/2022	Seek Limited	Recruitment Annual Subscription	38,801.90
004649	21/12/2022	Blue Tang (WA) Pty Ltd atf The Reef Unit Trust	Consultancy Services	16,500.00
004650	21/12/2022	Dell Australia Pty Limited	Repairs - Computer Equipment	365.13
004651	21/12/2022	McLeods Barristers & Solicitors	legal advice	2,706.09
004652	21/12/2022	RSEA Pty Ltd	Protective Uniforms / PPE	1,011.93
004653	21/12/2022	Book Easy Pty Ltd	Monthly Booking Fee - Nov 22	220.00
004654	21/12/2022	Michael Page International	Hire of Temporary Staff	2,013.92
004655	21/12/2022	Blueprint Homes (WA) Pty Ltd	Refund Security Deposit	800.00
004656	21/12/2022	Dale Alcock Homes Pty Ltd	Refund Security Deposit	800.00
004657	21/12/2022	Boffins Bookshop Pty Ltd	Library Resources	80.98
004658	21/12/2022	Wren Oil	Admin & Compliance Fee - 24.11.22	16.50
004659	21/12/2022	Webb & Brown-Neaves Pty Ltd	Refund Security Deposit	2,400.00
004660	21/12/2022	Custombuilt Homes Pty Ltd	Refund Security Deposit	400.00
004661	21/12/2022	Content Living Pty Ltd	Refund Security Deposit	400.00
004662	21/12/2022	Waterlogic Australia Pty Ltd	Service Filters - Depot	246.37
004663	21/12/2022	Hydrojet	Parts for GPAG Volunteers	2,222.00
6/02/2023				Page 11 of 18

Accounts Paid and Submitted to Corporate Services Committee on 21 February 2023

Payments made between 01-Dec-2022 and 31-Dec-2022

<i>Trans #</i>	<i>Date</i>	<i>Payee</i>	<i>Description</i>	<i>Amount</i>
004664	21/12/2022	Ketten Pty Ltd	Stationery	197.67
004665	21/12/2022	Tangent Nominees Pty Ltd T/As Summit Homes Gr	Refund Security Deposit	800.00
004666	21/12/2022	Red Ink Homes Pty Ltd	Refund Security Deposit	400.00
004667	21/12/2022	Superior Pak Pty Ltd	Service and Repairs	880.00
004668	21/12/2022	Vinci Gravel Supplies Pty Ltd	Gravel - Depot Stock	6,316.20
004669	21/12/2022	Commercial Aquatics Australia	Repairs - Parts	965.36
004670	21/12/2022	Apple Pty Ltd	Computer Equipment	1,191.85
004671	21/12/2022	Jandakot Smash Repair Centre	Insurance Excess For Repairs P466	500.00
004672	21/12/2022	Forrest Road Fresh	Catering	420.00
004673	21/12/2022	Sonic HealthPlus	Pre-employment Medical	467.50
004674	21/12/2022	A Plus Training Solutions	Staff Training	1,925.00
004675	21/12/2022	Smart Colour Signs	Parking Permit Stickers	4,134.10
004676	21/12/2022	Redfish Technologies Pty Ltd	Repair Audio System - AFAC	940.50
004677	21/12/2022	Essential First Choice Homes Pty Ltd	Refund Security Deposit	400.00
004678	21/12/2022	Better Pets and Gardens Kelmscott	Cat Food - Pound	25.50
004679	21/12/2022	ELM (WA) Pty Ltd	Landscape Maintenance - Various Locations	5,802.50
004680	21/12/2022	Carlisle Events Hire Pty Ltd	Hire Equipment - Events	8,961.70
004681	21/12/2022	Dowsing Concrete	Concrete & Path Works - Various Locations	73,089.11
004682	21/12/2022	UDLA	Design Review Panel - Piara Waters	825.00
004683	21/12/2022	EOS Electrical	Electrical Services	965.04
004684	21/12/2022	Totally Workwear	Protective Uniforms	560.75
004685	21/12/2022	Alsco Pty Ltd	Clean Depot Workshop Uniforms	4,164.30
004686	21/12/2022	Girl Guides WA Inc	Donation - Volunteer Christmas Lunch	300.00
004687	21/12/2022	Bennelongia Pty Ltd	Mosquito Identification Charges	1,500.35
004688	21/12/2022	STW Industries Pty Ltd	Parts - Various Plant	4,631.00
004689	21/12/2022	Frontline Fire & Rescue Equipment	Equipment Purchase Minor	706.34
004690	21/12/2022	E Fire & Safety	EVAC Diagrams and Plans	1,493.80
004691	21/12/2022	Downings Electrical Service	Electrical Services	1,859.00
004692	21/12/2022	Lions Club of Armadale-Kelmscott Inc	Community Grant 22/23 Round 1 Funding	384.00
004693	21/12/2022	Pumps Australia Pty Ltd	Pump Parts	137.50
004694	21/12/2022	Ndevr Environmental Pty Ltd	COA Offset Report	2,532.75
004695	21/12/2022	Seisma Pty Ltd	Consultancy Services	17,710.00
004696	21/12/2022	Aveling Homes Pty Ltd	Refund Security Deposit	400.00
004697	21/12/2022	Labourforce Impex Personnel Pty Ltd	Hire of Temporary Staff	4,998.75
004698	21/12/2022	Hi Tech Security WA Pty Ltd	Data Packs Landfill Site	70.95
004699	21/12/2022	Visability Ltd	Braille Booklets - Highland Gathering	509.25
004700	21/12/2022	Battery World Armadale	Neuton Power Battery	798.00
004701	21/12/2022	Western Australian Security Personnel	Event - Volunteer Christmas Lunch	712.80
004702	21/12/2022	Quicklee Express Transport & Distribution	Courier Services	477.40
004703	21/12/2022	Bug Busters Pty Ltd	Pest Control - Wright Rd & Sotheby Drive	440.00
004704	21/12/2022	Laurence Steed	MC Fee - Armadale Writers Awards	557.00
004705	21/12/2022	K S Guagliardo	Judging Armadale Writers Awards	550.00
004706	21/12/2022	LD&D Australia Pty Limited	Refreshments	134.96
6/02/2023				Page 12 of 18

Accounts Paid and Submitted to Corporate Services Committee on 21 February 2023

Payments made between 01-Dec-2022 and 31-Dec-2022

Trans #	Date	Payee	Description	Amount
004707	21/12/2022	Spectur Limited	CCTV Depot - Monitoring	1,650.00
004708	21/12/2022	Run Energy Pty Limited	Armadale Landfill - Gas Management	2,585.00
004709	21/12/2022	K M Hansen	Acknowledgement to Country - Carols	600.00
004710	21/12/2022	Contra-Flow Pty Ltd	Hire of Traffic Controllers	13,552.55
004711	21/12/2022	West Tip Waste Control Pty Ltd	Green Waste Collection	193,871.10
004712	21/12/2022	PowerVac Pty Ltd	Parts & Equipment	1,395.50
004713	21/12/2022	Phase3 Landscape Construction Pty Ltd	Ticklie Park Works - Progress Payment	15,542.74
004714	21/12/2022	AAC Wristbands Australia Pty Ltd	Access Equipment - AFAC	12,672.93
004715	21/12/2022	JDS Building and Maintenance Services Pty Ltd	Public Toilet Vandalism Repairs	30,448.00
004716	21/12/2022	Katherine John Entertainment (KJE)	COA Staff EOY Function	1,485.00
004717	21/12/2022	National Assoc For The Visual Arts Ltd	Membership Fee - 11.12.22 - 11.12.23	345.00
004718	21/12/2022	Impressions Catering	Catering	396.82
004719	21/12/2022	Prestige Catering	Catering	2,028.05
004720	21/12/2022	Action Glass & Aluminium	Maintenance and repairs	863.50
004721	21/12/2022	QTM PTY LTD	Traffic Management Services	1,752.66
004722	21/12/2022	Cart 21 Cafe and Lunch Bar	Catering	2,993.60
004723	21/12/2022	Agrimate	Fencing Removal and Disposal	2,959.00
004724	21/12/2022	Southern Cross Protection Pty Ltd	Security Guard and Alarm Response Service	11,471.89
004725	21/12/2022	K Nicholson	Judging Armadale Writers Awards	550.00
004726	21/12/2022	BrightMark Group Pty Ltd	Cleaning Services - Landfill	4,619.80
004727	21/12/2022	CDM Australia Pty. Ltd.	Printing Charges	55.00
004728	21/12/2022	Free Reformed Church Of Southern River Inc	Bond Refund Hall/Key Deposit	200.00
004729	21/12/2022	Manda's Mini Indulges	Catering	1,249.30
004730	21/12/2022	Payroll Edge Consulting	Hire of Temporary Staff	1,980.00
004731	21/12/2022	Bridgestone Australia Ltd	Parts - P2013	537.24
004732	21/12/2022	Penske Australia	Parts - Various Plant	1,749.00
004733	21/12/2022	Swan Group WA Pty Ltd	Roleystone Theatre Works - Progress Payment	27,145.13
004734	21/12/2022	Pirtek Canning Vale	Landfill Hose Reel Relocation Works	828.04
004735	21/12/2022	Vault Protective Security Services	Security Services - AFAC	660.00
004736	21/12/2022	A C Tanner	Cultural Performance Fee	500.00
004737	21/12/2022	Attekus	Bookable Annual Subscription Fee	49,390.00
004738	21/12/2022	MMM (WA) Pty Ltd	Hire of Plant - Landfill	2,392.50
004739	21/12/2022	Prime Landscaping Pty Ltd	Garden Maintenance Service	1,716.00
004740	21/12/2022	Moray and Agnew	Park Homes Event - Building Services	110.00
004741	21/12/2022	Storytowns	Marketing - Storytowns Campaign	4,488.00
004742	21/12/2022	Holiday Inn West Perth	Bookeasy Accommodation Booking	472.50
004743	21/12/2022	Dell Financial Services Pty Ltd	Computer Equipment Lease	400.62
004744	21/12/2022	Techstreet Pty Ltd	Subscription Access Charges	97.90
004745	21/12/2022	UGC Holdings Pty Ltd	Rushton Park Works	2,082.67
004746	21/12/2022	Eurotech Group Pty Ltd	Stationery	122.53
004747	21/12/2022	ChoiceOne Pty Ltd	Hire of Temporary Staff	2,146.03
004748	21/12/2022	Titan Ford	New Ford Everest (replacement for P549)	55,710.75
004749	21/12/2022	Delta Echo Pty Ltd	Consultancy Services	10,333.13
6/02/2023				Page 13 of 18

Accounts Paid and Submitted to Corporate Services Committee on 21 February 2023

Payments made between 01-Dec-2022 and 31-Dec-2022

Trans #	Date	Payee	Description	Amount
004750	21/12/2022	Woodslane Pty Ltd	Where to Ride Perth	239.94
004751	21/12/2022	Marketforce Pty Ltd	Local Govt Notices	503.26
004752	21/12/2022	Wareda Pty Ltd t/a Bros Cones & Coffee	Catering	500.00
004753	21/12/2022	Rosanne Case	Supervision Roleystone Greenwaste	4,928.00
004754	21/12/2022	Fraser Read	Expenses Reimbursement	401.30
004755	21/12/2022	Romalyn Villarosa	Bond Refund Hall/Key Deposit	500.00
004756	21/12/2022	Philip Thomson	Bond Refund Hall/Key Deposit	500.00
004757	21/12/2022	Grant Loewenthal	Refund Dog Registration	51.66
004758	21/12/2022	Varadharajan Muniasamy	Crossover Subsidy	400.00
004759	21/12/2022	Tim Baker	Security Bond Refund	400.00
004760	21/12/2022	Carlo Cottone	Security Bond Refund	400.00
004761	21/12/2022	Jesson Flowers	Floral Arrangement	80.00
004762	22/12/2022	Alinta Gas	Gas Charges - 09.09.22 - 08.12.22	128.95
004763	22/12/2022	Armada Mower World	Parts Various Mower Plant	3,177.60
004764	22/12/2022	Baileys Fertilisers	Gardening Products	1,069.20
004765	22/12/2022	Beaver Tree Services Aust Pty Ltd	Mulching Services - Various Locations	17,678.68
004766	22/12/2022	Brook Marsh Pty Ltd	Surveying Services - John Street	1,045.00
004767	22/12/2022	Challenge Batteries WA	Batteries Purchases	2,740.10
004768	22/12/2022	Chefmaster Australia	Bin Liners	1,583.60
004769	22/12/2022	WINC Australia Pty Ltd	Office Desk - Library Staff	8,056.85
004770	22/12/2022	Daynite Towing Service WA Pty Ltd	Towing Services	704.00
004771	22/12/2022	Ejan Communications	Repairs - Two-way Communication	1,015.63
004772	22/12/2022	Heatley Sales Pty Ltd	Protective Equipment	2,105.50
004773	22/12/2022	Kel Steel Constructions	Gates and Posts	3,025.00
004774	22/12/2022	Ixom Operations Pty Ltd	Gas Bottle Rental - 01.11.22 - 30.11.22	284.41
004775	22/12/2022	Downer EDI Works Limited	Hot Mix Supply	196.68
004776	22/12/2022	Electrofen	Repairs - Fence - Landfill	1,320.00
004777	22/12/2022	Rabor Smash Repairs	Parts - P1948	595.10
004778	22/12/2022	Veolia Recycling and Recovery Pty Ltd	Recycling Collection	87,579.50
004779	22/12/2022	WA Hino Sales & Service	1 x Hino 300 Series 921 (Truck) P538	256,170.01
004780	22/12/2022	WA Library Supplies	Library Resources	314.00
004781	22/12/2022	WA Limestone Co	Supply Aggregate - Limestone	598.29
004782	22/12/2022	Water Corporation	Water Charges 08.10.22 - 06.12.22	4,564.30
004783	22/12/2022	Synergy Energy	Electricity charges	48,485.70
004784	22/12/2022	Work Clobber	Safety Equipment	1,175.99
004785	22/12/2022	Wurth Australia Pty Ltd	Workshop Consumables	2,932.76
004786	22/12/2022	Zipform Pty Ltd	Printing - 2nd Instalment Rates Notice 22/23	13,315.59
004787	22/12/2022	WA Reticulation Supplies	Parts - Retic Stock	990.50
004788	22/12/2022	Parks & Leisure Australia	Conference Attendance	440.00
004789	22/12/2022	Office Line	Office Furniture - 2 Chairs	1,449.80
004790	22/12/2022	Bunnings Building Supplies Pty Ltd	Hardware Supplies and Consumables	9,843.98
004791	22/12/2022	E & MJ Rosher Pty Ltd	Mower Replacement Parts and Blades	10,543.54
004792	22/12/2022	Securepay Pty Ltd	Web Payment PrePaid Plan Nov22	1,540.00
6/02/2023				Page 14 of 18

Accounts Paid and Submitted to Corporate Services Committee on 21 February 2023

Payments made between 01-Dec-2022 and 31-Dec-2022

Trans #	Date	Payee	Description	Amount
004793	22/12/2022	StrataGreen	Herbicides Purchases	2,070.27
004794	22/12/2022	Officeworks Business Direct	Office Furniture - Com Centre	430.00
004795	22/12/2022	Toolmart	Parts Civil Works Small Plant & Backpack Power Supply	11,294.00
004796	22/12/2022	Local Government Planners Association	Christmas Network Event	50.00
004797	22/12/2022	Blue Tang (WA) Pty Ltd atf The Reef Unit Trust	Consultancy Services	13,200.00
004798	22/12/2022	Ellenby Tree Farm	Plant Stock - Various Locations	475.50
004799	22/12/2022	Parkland 1998 Pty Ltd	Purchase - Mazda cx5 (2) ak16601 and ak16602	77,321.20
004800	22/12/2022	McLeods Barristers & Solicitors	Legal Advice	235.32
004801	22/12/2022	RSEA Pty Ltd	Protective Equipment	19,438.13
004802	22/12/2022	Refresh Waters Pty Ltd	Refreshments	33.00
004803	22/12/2022	Norm's Doors	Replacement Solid Doors	550.00
004804	22/12/2022	Truck Centre (WA) Pty Ltd	Maintenance and repairs	31,868.68
004805	22/12/2022	BSA Advanced Property Solutions (WA) Pty Ltd	Maintenance Works - Various Locations	15,040.04
004806	22/12/2022	Ricoh Australia Pty Ltd	Photocopier Usage - Nov 22	4,164.90
004807	22/12/2022	Elliotts Filtration	Parts - Retic Stock	282.70
004808	22/12/2022	BGC Concrete	Repairs - Various Locations	243.65
004809	22/12/2022	All West Plant Hire	Dozer Hire	16,271.75
004810	22/12/2022	Programmed Property Services Pty Ltd	Maintenance - Various Locations	20,188.03
004811	22/12/2022	Natural Area Management & Services	Landscape Maintenance - Various Locations	11,385.00
004812	22/12/2022	Swan Towing Service	Towing Charges	220.00
004813	22/12/2022	Global Spill Control	Protective PPE Equipment	1,797.03
004814	22/12/2022	Apple Pty Ltd	Computer Equipment	751.30
004815	22/12/2022	Beacon Equipment	Mower Replacement Parts and Blades	3,943.10
004816	22/12/2022	Rent A Fence Pty Ltd	Hire Temporary Fencing - John Dunn	486.10
004817	22/12/2022	Tyrecycle Pty Ltd	Landfill Tyre Collection	5,542.24
004818	22/12/2022	Sonic HealthPlus	Pre-employment Medical	240.90
004819	22/12/2022	Greenfield Gardening	Landscaping Services Landfill Site	15,869.63
004820	22/12/2022	Centrecare Corporate	Annual Retainer Fee - 2022 - 2023	1,782.00
004821	22/12/2022	Complete Office Supplies	Stationery	6,488.22
004822	22/12/2022	Big W	Library Resources	194.00
004823	22/12/2022	Clean Cloth Cotton Traders	Bath Towels AFAC	334.95
004824	22/12/2022	ELM (WA) Pty Ltd	Landscape Maintenance - Various Locations	6,270.00
004825	22/12/2022	Carlisle Events Hire Pty Ltd	Hire Equipment - Events	6,600.00
004826	22/12/2022	Dowsing Concrete	Concrete Works - Various Locations	227,818.38
004827	22/12/2022	Mother Earth Gardening & Landscaping	Verge Maintenance - Various Locations	12,320.00
004828	22/12/2022	The Information Management Group Pty Ltd	City Archives Storage Fee	1,704.33
004829	22/12/2022	Aveling Training & Consulting	Staff Training	725.00
004830	22/12/2022	JJ Richards & Sons Pty Ltd	Document Destruction Service Depot	15.40
004831	22/12/2022	Access Technologies WA Pty Ltd	Repairs - Cable Gate - Depot	189.64
004832	22/12/2022	E Fire & Safety	Maintenance Scheduled - Nov 22	396.00
004833	22/12/2022	Black Rubber Pty Ltd	Service and Repairs - Various Plant Items	11,810.90
004834	22/12/2022	Turf Care WA Pty Ltd	Supply & Install - Alfred Skeet	3,116.96
004835	22/12/2022	Future Power WA Pty Ltd	Temp Supply - Palomino Park Electrical	1,875.73
6/02/2023				Page 15 of 18

Accounts Paid and Submitted to Corporate Services Committee on 21 February 2023

Payments made between 01-Dec-2022 and 31-Dec-2022

<i>Trans #</i>	<i>Date</i>	<i>Payee</i>	<i>Description</i>	<i>Amount</i>
004836	22/12/2022	AOG Design	Art Exhibition	2,200.00
004837	22/12/2022	Workzone Pty Ltd	Equipment - AFAC	1,430.00
004838	22/12/2022	Downings Electrical Service	Repairs - Creyk Park	247.50
004839	22/12/2022	Bisht Pty Ltd	Newspapers Seville Grove Library	115.40
004840	22/12/2022	Skal International Perth	Member Renewal 2023	250.00
004841	22/12/2022	The Workwear Group	Staff Uniform	1,675.55
004842	22/12/2022	Landmark Products Pty Ltd	Toilet Floor Sealing	951.50
004843	22/12/2022	7 to 1 Photography	Event Photography	550.00
004844	22/12/2022	Paramount Electrical Services	Armada Library - Lights	6,727.41
004845	22/12/2022	Allstate Kerbing And Concrete	Kerbing Maintenance Various Locations	6,653.92
004846	22/12/2022	Holiday Guide Pty Ltd	Booking Fee - Visitor Centre	59.40
004847	22/12/2022	Sprayking WA Pty Ltd	Weeds Treatment - Various Locations	5,148.00
004848	22/12/2022	Hi Tech Security WA Pty Ltd	Security Services - Various Locations	8,785.77
004849	22/12/2022	The Amanda Young Foundation Ltd	Donation from the Perth Kilt Run 22	1,000.00
004850	22/12/2022	Intensive Crew	Donation from the Perth Kilt Run 22	1,000.00
004851	22/12/2022	Visibility Ltd	Braille Songbooks - Carols	525.25
004852	22/12/2022	Retro Roads	Installation of Pavement & Road Spotting - Various Locations	5,353.46
004853	22/12/2022	Kompan Playscaped Pty Ltd	Supply and Install Birds Nests	2,248.40
004854	22/12/2022	BJ Ball	Print Room Supplies	3,372.19
004855	22/12/2022	On Tap Plumbing & Gas Pty Ltd	Plumbing Services - AFAC	34,762.19
004856	22/12/2022	Tyrepower Limited	Trailer Tyres	1,930.13
004857	22/12/2022	SL Building Service Pty Ltd	Event Staging and Audio Visual	27,926.80
004858	22/12/2022	Bug Busters Pty Ltd	Pest Control Services	1,876.60
004859	22/12/2022	Oracle CMS	After Hours Service Monthly Fee	1,746.24
004860	22/12/2022	Horizon West Landscape Constructions	Landscape Works - Various Locations	18,711.00
004861	22/12/2022	R Nyisztor	Curating & Art Collection - 28.11.22	1,170.00
004862	22/12/2022	Kelmscott Bulldogs Football Club Inc	Community Grant 22/23 Round 1 Funding	1,000.00
004863	22/12/2022	RSM Australia Pty Ltd	Carbon Assurance Audit Report	46,005.30
004864	22/12/2022	Gilmour & Jooste Electrical	Electrical Repairs	314.18
004865	22/12/2022	NewGround Water Services	Repairs - Irrigation - Various Locations	10,510.50
004866	22/12/2022	Run Energy Pty Limited	Supply & Install - Pump Gas Field	9,354.57
004867	22/12/2022	Contra-Flow Pty Ltd	Traffic Management - Bedforddale Centre	2,600.71
004868	22/12/2022	Agent Sales & Services Pty Ltd	Parts - AFAC	13,209.90
004869	22/12/2022	Jackson McDonald Lawyers	Legal Advice	3,801.60
004870	22/12/2022	Perrott Painting Maintenance Contract Pty Ltd	Painting Services - Admin Building	5,693.60
004871	22/12/2022	Intelife Group Limited	Parks Maintenance - Various Locations	1,568.99
004872	22/12/2022	Selectro Services	Pool Plant Electrical Works	2,134.00
004873	22/12/2022	Remondis Australia Pty Ltd	Equipment Charges Cardboard Compactor	1,116.43
004874	22/12/2022	Skate Sculpture	Harrisdale Piara Waters Outdoor Youth - 50% payment	8,910.00
004875	22/12/2022	GPC Asia Pacific Pty Ltd T/A Cova	Workshop Consumables	7,226.93
004876	22/12/2022	Instant Windscreens	Replacement Windscreen	433.00
004877	22/12/2022	Action Glass & Aluminium	Replace Rollers on Doors	695.75
004878	22/12/2022	Jaycar Pty Ltd	Dongle/ Amp Masthead for Workshop	139.90
6/02/2023				Page 16 of 18

Accounts Paid and Submitted to Corporate Services Committee on 21 February 2023

Payments made between 01-Dec-2022 and 31-Dec-2022

Trans #	Date	Payee	Description	Amount
004879	22/12/2022	Rosmech Sales & Service Pty Ltd	Hose Reel Kits and Water Manifold	1,663.67
004880	22/12/2022	Assurance Advisory Group Pty Ltd	Audit Committee Independent Member	825.00
004881	22/12/2022	Southern Bins	Skip Bin Hire	4,320.00
004882	22/12/2022	Southern Cross Protection Pty Ltd	Alarm Responses - Various Locations	13,155.92
004883	22/12/2022	Corsign WA Pty Ltd	Grab Rails Road Signs and Other Consumables	14,559.60
004884	22/12/2022	Headspace Armadale	Donation from the Perth Kilt Run 22	1,000.00
004885	22/12/2022	S J McLeod	Expenses Reimbursement	498.60
004886	22/12/2022	S B Cecins	Armadale Writers Award Winner	50.00
004887	22/12/2022	Redz Zoo Pty Ltd	Mobile Display	330.00
004888	22/12/2022	Taylor Burrell Barnett	Consultancy Services	20,000.00
004889	22/12/2022	Motorola Solutions Australia Pty Ltd	Rental Agreement - Two Way Radios	888.49
004890	22/12/2022	Total Green Recycling	E-waste Recycling	6,344.17
004891	22/12/2022	Luxury Living WA Pty Ltd	Refund Security Deposit	400.00
004892	22/12/2022	Australian Integrated Steelwork Company	Repairs to Irrigation Pump Compound	2,633.40
004893	22/12/2022	Marty Daley Graphic Design	Graphic Design Service	3,116.30
004894	22/12/2022	Hustle and Bustle Costumes	Westie Wear Vouchers	100.00
004895	22/12/2022	Pirtek Canning Vale	Hose Assembly Kits and Parts	4,114.68
004896	22/12/2022	Vault Protective Security Services	Crowd Controller Services	330.00
004897	22/12/2022	Galaxy 42 Pty Ltd	Consultancy Services	8,181.25
004898	22/12/2022	Aspect Studios Pty Ltd	Consultancy Services	12,148.40
004899	22/12/2022	KPMG Australia	Audit Fees Additional	7,150.00
004900	22/12/2022	Plus Architecture Western Australia Pty Ltd	Consultancy Services	924.00
004901	22/12/2022	A Class Auto Electrical and Air Conditioning	Repairs - P1502	3,813.70
004902	22/12/2022	WA Flags and Banners	AFAC Green Small Teardrop Banner	809.60
004903	22/12/2022	Techstreet Pty Ltd	National Construction Code Subscription	1,853.50
004904	22/12/2022	Illion Australia Pty Ltd	Financial Risk and Company Reports Subscription	110.00
004905	22/12/2022	Veraison WA Pty Ltd	Consultancy Services	27,526.40
004906	22/12/2022	Crowd Barriers WA	Accessibility Matting - Event	695.20
004907	22/12/2022	Belinda Joy Veldman	Armadale Writers Award Winner	1,000.00
004908	22/12/2022	RMP Services Pty Ltd	Christmas Decoration Installation.	1,804.00
004909	22/12/2022	Medical Edge Australia Pty Ltd	Staff Training	1,597.93
004910	22/12/2022	United Photo & Graphic Services Pty Ltd	Aerial Images of Kelmscott	1,056.00
004911	22/12/2022	Scotford Fennessy	Staff Recruitment Fee	18,175.91
004912	22/12/2022	Wareda Pty Ltd t/a Bros Cones & Coffee	Catering	610.00
004913	22/12/2022	EFTSURE PTY LTD	Installation Fee Creditor Payment System	6,160.00
004914	22/12/2022	Runnin Roasts	Catering	1,975.00
004915	22/12/2022	Peter Breese t/a West Australian Bersekers	Medieval Fair Group Display	500.00
004916	22/12/2022	Nicki Blake	Armadale Writers Award Prize	50.00
004917	22/12/2022	Kath McLaughlin	Armadale Writers Award Prize	50.00
004918	22/12/2022	Ian Reed	Armadale Writers Award Prize	50.00
004919	22/12/2022	Alison Davis	Armadale Writers Award Prize	50.00
004920	22/12/2022	Fiona Marshall	Armadale Writers Award Prize	50.00
004921	22/12/2022	David Wildsmith	Armadale Writers Award Winner	500.00
6/02/2023				

Accounts Paid and Submitted to Corporate Services Committee on 21 February 2023

Payments made between 01-Dec-2022 and 31-Dec-2022

<i>Trans #</i>	<i>Date</i>	<i>Payee</i>	<i>Description</i>	<i>Amount</i>
004922	22/12/2022	Quick Super	Superannuation Payroll Payments	670,310.62
A 25/12/2022	25/12/2022	Payroll	Net Pay	1,166,957.84
A 11/12/2022	11/12/2022	Payroll	Net Pay	1,166,044.76
<i>Total</i>				<u>13,309,181.00</u>

Credit Card Transactions Report 25/11/2022 to 23/12/2022								
Transaction #	Tran Type	Tran Reference	Invoice Date	Actual	GST	Transaction Description	PJ Code	Supporting Paperwork Provided
Credit card Chief Executive Officer				\$9.99				
4828	Invoice	Tesla	25/11/2022	\$9.99		Monthly connectivity subscription	100000-1100-63409	All Receipts/Paperwork Attached
Credit Card Accounts Payable Officer Financial Services-CBA Card				\$1,615.50				
4836	Invoice	Sendgrid	5/12/2022	\$133.39		Monthly Sendgrid Fee	252000.1800.63195	All Receipts/Paperwork Attached
4836	Fees	International Transaction Fees	5/12/2022	\$3.33		International Transaction Fees	252000.1800.63195	All Receipts/Paperwork Attached
4836	Invoice	Western Power	8/12/2022	\$498.91		Waste Management Review	1000945.PURCH.D0645	All Receipts/Paperwork Attached
4836	Invoice	Western Power	12/12/2022	\$498.91		Relocate Asset - Forrest Rd/Neilson Ave	1000961.PURCH.	All Receipts/Paperwork Attached
4836	Fees	Mailchimp	16/12/2022	\$469.23		Monthly Email Marketing Services	331003.1100.60164	All Receipts/Paperwork Attached
4836	Invoice	International Transaction Fees	16/12/2022	\$11.73		International Transaction Fees	331003.1100.60164	All Receipts/Paperwork Attached
Credit Card Financial Accountant Financial Services- CBA Card				\$2,011.47				
4851	Invoice	SNAP INC SNAP SNAP ADS Sydney AUS	25/11/2022	\$ 16.63	\$ 1.51	Communication & Marketing	120013.1100.63195	All Receipts/Paperwork Attached
4851	Invoice	SNAP INC SNAP SNAP ADS Sydney AUS	25/11/2022	\$ 16.28	\$ 1.48	Communication & Marketing	120013.1100.63195	All Receipts/Paperwork Attached
4851	Invoice	FACEBK FBGJRX7W2 fb.me/ads IRL	26/11/2022	\$ 1,250.00		Communication & Marketing	Split codes	All Receipts/Paperwork Attached
4851	Invoice	SNAP INC SNAP SNAP ADS Sydney AUS	26/11/2022	\$ 16.98	\$ 1.54	Communication & Marketing	120013.1100.63195	All Receipts/Paperwork Attached
4851	Invoice	SNAP INC SNAP SNAP ADS Sydney AUS	27/11/2022	\$ 15.04	\$ 1.37	Communication & Marketing	120013.1100.63195	All Receipts/Paperwork Attached
4851	Invoice	SPARKBOOTH SAN FRANCISCOCA 159.00US DOLLAR	27/11/2022	\$ 236.65		Communication & Marketing	231103.1800.63193	All Receipts/Paperwork Attached
4851	Invoice	INTNL TRANSACTION FEE USA	27/11/2022	\$ 5.92		International Charged	310000-1100-63004	All Receipts/Paperwork Attached
4851	Invoice	SNAP INC SNAP SNAP ADS Sydney AUS	28/11/2022	\$ 14.74	\$ 1.34	Communication & Marketing	120013.1100.63195	All Receipts/Paperwork Attached
4851	Invoice	SNAP INC SNAP SNAP ADS Sydney AUS	29/11/2022	\$ 14.07	\$ 1.28	Communication & Marketing	120013.1100.63195	All Receipts/Paperwork Attached
4851	Invoice	STK'Shutterstock 8666633954 NY	29/11/2022	\$ 29.00		Communication & Marketing	210328.1034.02	All Receipts/Paperwork Attached
4851	Invoice	SNAP INC SNAP SNAP ADS Sydney AUS	30/11/2022	\$ 12.83	\$ 1.17	Communication & Marketing	120013.1100.63195	All Receipts/Paperwork Attached
4851	Invoice	FACEBK RZJRTJKW2 fb.me/ads IRL	30/11/2022	\$ 136.39		Communication & Marketing	Split codes	All Receipts/Paperwork Attached
4851	Invoice	SNAP INC SNAP SNAP ADS Sydney AUS	1/12/2022	\$ 9.05	\$ 0.82	Communication & Marketing	120013.1100.63195	All Receipts/Paperwork Attached
4851	Invoice	SNAP INC SNAP SNAP ADS Sydney AUS	2/12/2022	\$ 7.48	\$ 0.68	Communication & Marketing	120013.1100.63195	All Receipts/Paperwork Attached
4851	Invoice	SNAP INC SNAP SNAP ADS Sydney AUS	3/12/2022	\$ 5.40	\$ 0.49	Communication & Marketing	120013.1100.63195	All Receipts/Paperwork Attached
4851	Invoice	SNAP INC SNAP SNAP ADS Sydney AUS	4/12/2022	\$ 36.42	\$ 3.31	Communication & Marketing	Split codes	All Receipts/Paperwork Attached
4851	Invoice	SNAP INC SNAP SNAP ADS Sydney AUS	5/12/2022	\$ 33.08	\$ 3.01	Communication & Marketing	250000.1800.64134	All Receipts/Paperwork Attached
4851	Invoice	SNAP INC SNAP SNAP ADS Sydney AUS	6/12/2022	\$ 27.61	\$ 2.51	Communication & Marketing	250000.1800.64134	All Receipts/Paperwork Attached
4851	Invoice	FONTBASE DOVER DE 3.00US DOLLAR	6/12/2022	\$ 4.47		Communication & Marketing	210328.1034.02	All Receipts/Paperwork Attached
4851	Invoice	INTNL TRANSACTION FEE USA	6/12/2022	\$ 0.11		International Charged	310000-1100-63004	All Receipts/Paperwork Attached
4851	Invoice	SNAP INC SNAP SNAP ADS Sydney AUS	7/12/2022	\$ 13.32	\$ 1.21	Communication & Marketing	250000.1800.64134	All Receipts/Paperwork Attached
4851	Invoice	SNAP INC SNAP SNAP ADS Sydney AUS	13/12/2022	\$ 6.46	\$ 0.59	Communication & Marketing	210015-1500-64119	All Receipts/Paperwork Attached
4851	Invoice	SNAP INC SNAP SNAP ADS Sydney AUS	14/12/2022	\$ 19.87	\$ 1.81	Communication & Marketing	210015-1500-64119	All Receipts/Paperwork Attached
4851	Invoice	SNAP INC SNAP SNAP ADS Sydney AUS	15/12/2022	\$ 17.61	\$ 1.60	Communication & Marketing	210015-1500-64119	All Receipts/Paperwork Attached
4851	Invoice	SNAP INC SNAP SNAP ADS Sydney AUS	16/12/2022	\$ 17.86	\$ 1.62	Communication & Marketing	210015-1500-64119	All Receipts/Paperwork Attached
4851	Invoice	SNAP INC SNAP SNAP ADS Sydney AUS	17/12/2022	\$ 16.40	\$ 1.49	Communication & Marketing	210015-1500-64119	All Receipts/Paperwork Attached
4851	Invoice	SNAP INC SNAP SNAP ADS Sydney AUS	18/12/2022	\$ 14.32	\$ 1.30	Communication & Marketing	210015-1500-64119	All Receipts/Paperwork Attached
4851	Invoice	SNAP INC SNAP SNAP ADS Sydney AUS	19/12/2022	\$ 11.43	\$ 1.04	Communication & Marketing	210015-1500-64119	All Receipts/Paperwork Attached
4851	Invoice	SNAP INC SNAP SNAP ADS Sydney AUS	20/12/2022	\$ 6.05	\$ 0.55	Communication & Marketing	210015-1500-64119	All Receipts/Paperwork Attached
Credit Card Coordinator Community Emergency Services- CBA				\$ -				
4802	Card Fees	No Transaction				No Transaction		
Grand Total				\$3,636.96				



Rates Written Off
1/12/2022 to 4/01/2023

4-Jan-23
5:25:07 pm

<u>Assess#</u>	<u>Property Address</u>	<u>Amount</u>
6129	44 Allen Rd, Forrestdale	-\$2.79
24250	25 Tait St, Armadale	-\$0.01
38651	8 Fisher St, Forrestdale	-\$0.27
49060	184 Schruth St S, Armadale	-\$0.23
52031	13 Sinclair St, Armadale	-\$0.72
69979	12 Blackwood Dr, Mount Nasura	-\$0.18
73091	24 Bunney Rd, Kelmscott	-\$1.58
74192	0 Centre Rd, Camillo	-\$1.20
90409	56 Millen St, Mount Nasura	-\$1.18
104612	53 Ravenscroft Way, Kelmscott	-\$0.36
105529	173 Third Av, Kelmscott	-\$3.29
109018	12 Ward Cr, Kelmscott	-\$1.00
119948	44 Contour Rd, Roleystone	-\$0.11
138788	35 Tamarind Cr, Kelmscott	-\$0.47
172126	5 Craigie Pl, Seville Grove	-\$1.89
185692	1/63 Third Av, Kelmscott	-\$0.84
186612	260 Anstey Rd, Forrestdale	-\$0.05
207155	211 Seville Dr, Seville Grove	-\$0.19
208913	91 Seminole Gdns, Seville Grove	-\$0.74
235774	51 Garland Rd, Roleystone	-\$4.49
239128	93 Connell Av, Kelmscott	-\$0.04
268131	18 Shelduck Bend, Harrisdale	-\$4.68
270704	17 Northcote St, Harrisdale	-\$1.23
277217	8/59 Third Av, Kelmscott	-\$0.74
277875	48 Glasgow Way, Seville Grove	-\$0.84
285080	2/10 Delamere Way, Camillo	-\$0.82
285355	8 Ullapool Pl, Seville Grove	-\$3.49
287769	10/17-21 Third Av, Kelmscott	-\$0.01
289321	46/191 Railway Av, Kelmscott	-\$0.82
289452	59/191 Railway Av, Kelmscott	-\$0.81
290528	16 Munday Av, Brookdale	-\$0.14
296665	28 Da Vinci Way, Forrestdale	-\$0.79
306636	12 Olsen Bend, Harrisdale	-\$0.47
315627	44/121 Eighth Rd, Armadale	-\$1.11
321941	8 Spoonbill St, Harrisdale	-\$1.43
323828	100 Girraween St, Armadale	-\$0.25
325705	37 Pershing Link, Harrisdale	-\$2.62
331312	12 Jindabyne St, Hilbert	-\$0.33
341472	17A Calvert Loop, Hilbert	-\$3.61
345551	25 Mayor St, Harrisdale	-\$1.05
349969	11 Karinga Way, Harrisdale	-\$2.92
358996	7 Egrove Lane, Piara Waters	-\$0.92
359259	14 Appleton Rd, Piara Waters	-\$1.84
366967	40B Challis Rd, Armadale	-\$0.69
386650	14 Minnie Gr, Hilbert	-\$0.04
389296	126 Verdant Cr, Seville Grove	-\$1.33
399568	27 Haydock St, Forrestdale	-\$0.15
415259	27 Torridge App, Piara Waters	-\$0.20
440575	14 Celia Way, Harrisdale	-\$0.31
447911	15 Cyperus Cr, Harrisdale	-\$1.79
Total Written Off		-\$57.06



Rates Written Off
1/12/2022 to 4/01/2023

4-Jan-23
5:27:27 pm

<u>Assess#</u>	<u>Property Address</u>	<u>Amount</u>
----------------	-------------------------	---------------

Primary Delegation CORPS 1.0 and Secondary Delegation CORPS 1.1 specifically refer - the above small debts have, following investigation, been written-off.

J Lyon

Executive Director Corporate Services Date: _____

Primary Delegation CORPS no. 1.0 and Secondary Delegation CORPS no. 1.1

CITY OF ARMADALE
MONTHLY FINANCIAL REPORT
(Containing the Statement of Financial Activity)
For the period ending 31 December 2022

LOCAL GOVERNMENT ACT 1995
LOCAL GOVERNMENT (FINANCIAL MANAGEMENT) REGULATIONS 1996

TABLE OF CONTENTS

Statement of Financial Activity by Nature or Type	2
Basis of Preparation	3
Note 1 Explanation of Material Variances	4
Note 2 Statement of Financial Activity Information	5
Note 3 Cash and Financial Assets	6
Note 4 Receivables	7-8
Note 5 Other Current Assets	9
Note 6 Capital Acquisitions	10
Note 7 Borrowings	11
Note 8 Lease Liabilities	12
Note 9 Reserve Accounts	13
Note 10 Other Current Liabilities	14
Note 11 Trust Fund	15
Note 12 Budget Amendments	16

**KEY TERMS AND DESCRIPTIONS
FOR THE PERIOD ENDED 31 DECEMBER 2022**

REVENUE

RATES

All rates levied under the *Local Government Act 1995*. Includes general, differential, specified area rates, minimum rates, interim rates, back rates, ex-gratia rates, less discounts and concessions offered. Excludes administration fees, interest on instalments, interest on arrears, service charges and sewerage rates.

OPERATING GRANTS, SUBSIDIES AND CONTRIBUTIONS

Refers to all amounts received as grants, subsidies and contributions that are not non-operating grants.

NON-OPERATING GRANTS, SUBSIDIES AND CONTRIBUTIONS

Amounts received specifically for the acquisition, construction of new or the upgrading of identifiable non financial assets paid to a local government, irrespective of whether these amounts are received as capital grants, subsidies, contributions or donations.

REVENUE FROM CONTRACTS WITH CUSTOMERS

Revenue from contracts with customers is recognised when the local government satisfies its performance obligations under the contract.

FEES AND CHARGES

Revenues (other than service charges) from the use of facilities and charges made for local government services, sewerage rates, rentals, hire charges, fee for service, photocopying charges, licences, sale of goods or information, fines, penalties and administration fees. Local governments may wish to disclose more detail such as rubbish collection fees, rental of property, fines and penalties, and other fees and charges.

SERVICE CHARGES

Service charges imposed under *Division 6 of Part 6 of the Local Government Act 1995*. *Regulation 54 of the Local Government (Financial Management) Regulations 1996* identifies these as television and radio broadcasting, underground electricity and neighbourhood surveillance services. Exclude rubbish removal charges.

INTEREST EARNINGS

Interest and other items of a similar nature received from bank and investment accounts, interest on rate instalments, interest on rate arrears and interest on debtors.

OTHER REVENUE / INCOME

Other revenue, which can not be classified under the above headings, includes dividends, discounts, rebates, reimbursements etc.

PROFIT ON ASSET DISPOSAL

Excess of assets received over the net book value for assets on their disposal.

NATURE OR TYPE DESCRIPTIONS

EXPENSES

EMPLOYEE COSTS

All costs associated with the employment of person such as salaries, wages, allowances, benefits such as vehicle and housing, superannuation, employment expenses, removal expenses, relocation expenses, worker's compensation insurance, training costs, conferences, safety expenses, medical examinations, fringe benefit tax, etc.

MATERIALS AND CONTRACTS

All expenditures on materials, supplies and contracts not classified under other headings. These include supply of goods and materials, legal expenses, maintenance agreements, communication expenses, advertising expenses, membership, periodicals, publications, hire expenses, rental, postage and freight etc. Local governments may wish to disclose more detail such as contract services, consultancy, information technology, rental or lease expenditures.

UTILITIES (GAS, ELECTRICITY, WATER)

Expenditures made to the respective agencies for the provision of power, gas or water. Exclude expenditures incurred for the reinstatement of roadwork on behalf of these agencies.

INSURANCE

All insurance other than worker's compensation and health benefit insurance included as a cost of employment.

LOSS ON ASSET DISPOSAL

Shortfall between the value of assets received over the net book value for assets on their disposal.

DEPRECIATION ON NON-CURRENT ASSETS

Depreciation expense raised on all classes of assets. Excluding Land.

INTEREST EXPENSES

Interest and other costs of finance paid, including costs of finance for loan debentures, overdraft accommodation and refinancing expenses.

OTHER EXPENDITURE

Statutory fees, taxes, allowance for impairment of assets, member's fees or State taxes. Donations and subsidies made to community groups.

STATEMENT OF FINANCIAL ACTIVITY
FOR THE PERIOD ENDED 31 DECEMBER 2022

BY NATURE OR TYPE

	Ref Note	Amended Budget (a)	YTD Budget (b)	YTD Actual (c)	Variance \$ (c) - (b)	Variance % ((c) - (b))/(b)	Var.
		\$	\$	\$	\$	%	
Opening funding surplus / (deficit)	2(d)	10,443,531	10,443,531	16,029,223	5,585,692	53.48%	▲
Revenue from operating activities							
Rates		77,595,900	77,595,900	77,595,900	0	0.00%	
Rates (excluding general rate)		565,230	565,230	550,274	(14,956)	(2.65%)	
Operating grants, subsidies and contributions		9,813,676	2,805,084	2,883,571	78,487	2.80%	
Fees and charges		32,979,688	23,987,322	24,079,780	92,458	0.39%	
Interest earnings		1,337,400	668,718	2,337,550	1,668,832	249.56%	▲
Other revenue		878,995	116,754	63,639	(53,115)	(45.49%)	
Profit on disposal of assets		42,200	21,102	49,610	28,508	135.10%	
		123,213,089	105,760,110	107,560,324	1,800,214	1.70%	
Expenditure from operating activities							
Employee costs		(44,922,300)	(23,650,941)	(23,615,832)	35,109	0.15%	
Materials and contracts		(54,004,758)	(14,185,089)	(14,140,098)	44,991	0.32%	
Utility charges		(3,742,100)	(798,498)	(803,761)	(5,263)	(0.66%)	
Depreciation on non-current assets		(26,425,100)	(13,262,546)	(13,346,364)	(83,818)	(0.63%)	
Interest expenses		(1,096,821)	(548,424)	(546,534)	1,890	0.34%	
Insurance expenses		(1,831,200)	(1,805,594)	(1,721,347)	84,247	4.67%	
Other expenditure		(1,549,000)	(1,124,504)	(1,120,808)	3,696	0.33%	
Loss on disposal of assets		(1,809,500)	(904,764)	0	904,764	100.00%	▼
		(135,380,779)	(56,280,360)	(55,294,744)	985,616	(1.75%)	
Non-cash amounts excluded from operating activities	2(a)	28,192,400	14,146,208	13,301,886	(844,322)	(5.97%)	▼
Amount attributable to operating activities		16,024,710	63,625,958	65,567,466	1,941,508	3.05%	
Investing activities							
Proceeds from non-operating grants, subsidies and contributions		17,772,750	407,331	380,698	(26,633)	(6.54%)	
Proceeds from disposal of assets		1,537,100	237,100	203,052	(34,048)	(14.36%)	
Developer Contribution Plans - Cash		658,900	54,908	0	(54,908)	(100.00%)	
Payments for property, plant and equipment and infrastructure	6	(51,356,663)	(9,735,394)	(9,656,899)	78,495	0.81%	
		(31,387,913)	(9,036,055)	(9,073,149)	(37,095)	0.41%	
Non-cash amounts excluded from investing activities	2(b)	1,466,174	1,466,174	2,195,844	729,670	49.77%	▲
Amount attributable to investing activities		(29,921,739)	(7,569,881)	(6,877,305)	692,576	(9.15%)	
Financing Activities							
Proceeds from new debentures	7	5,344,800	0	0	0	0.00%	
Transfer from reserves	9	23,619,180	169,180	126,355	(42,825)	(25.31%)	
Payments for principal portion of lease liabilities	8	(1,522,600)	(522,600)	(549,660)	(27,060)	(5.18%)	
Repayment of debentures	7	(3,932,323)	(1,966,158)	(1,950,308)	15,850	0.81%	
Transfer to reserves	9	(20,080,559)	(4,680,559)	(4,595,872)	84,687	1.81%	
Amount attributable to financing activities		3,428,498	(7,000,137)	(6,969,485)	30,652	(0.44%)	
Closing funding surplus / (deficit)	2(d)	(25,000)	59,499,472	67,749,899	8,250,428	(13.87%)	

KEY INFORMATION

▲▼ Indicates a variance between Year to Date (YTD) Budget and YTD Actual data as per the adopted materiality threshold.

The material variance adopted by Council for the 2022-23 year is \$100,000.

Refer to Note 1 for an explanation of the reasons for the variance.

This statement is to be read in conjunction with the accompanying Financial Statements and Notes.

This Financial Report albeit for the period ending 31 December 2022, should not be read as being the City's final 31 December 2022 financial position as the closing balances for the 30 June 2022 are being audited by OAG. Therefore the closing amounts for 30 June 2022 have not been rolled over to 1 July 2022.

**MONTHLY FINANCIAL REPORT
FOR THE PERIOD ENDED 31 DECEMBER 2022**

BASIS OF PREPARATION

BASIS OF PREPARATION

The financial report has been prepared in accordance with Australian Accounting Standards (as they apply to local governments and not-for-profit entities) and interpretations of the Australian Accounting Standards Board, and the *Local Government Act 1995* and accompanying Regulations.

The *Local Government Act 1995* and accompanying Regulations take precedence over Australian Accounting Standards where they are inconsistent.

The *Local Government (Financial Management) Regulations 1996* specify that vested land is a right-of-use asset to be measured at cost, and is considered a zero cost concessionary lease. All right-of-use assets under zero cost concessionary leases are measured at zero cost rather than at fair value, except for vested improvements on concessionary land leases such as roads, buildings or other infrastructure which continue to be reported at fair value, as opposed to the vested land which is measured at zero cost. The measurement of vested improvements at fair value is a departure from AASB 16 which would have required the City to measure any vested improvements at zero cost.

Accounting policies which have been adopted in the preparation of this financial report have been consistently applied unless stated otherwise. Except for cash flow and rate setting information, the financial report has been prepared on the accrual basis and is based on historical costs, modified, where applicable, by the measurement at fair value of selected non-current assets, financial assets and liabilities.

THE LOCAL GOVERNMENT REPORTING ENTITY

All funds through which the City controls resources to carry on its functions have been included in the financial statements forming part of this financial report.

All monies held in the Trust Fund are excluded from the financial statements. A separate statement of those monies appears at Note 11 to these financial statements.

SIGNIFICANT ACCOUNTING POLICIES

CRITICAL ACCOUNTING ESTIMATES

The preparation of a financial report in conformity with Australian Accounting Standards requires management to make judgements, estimates and assumptions that effect the application of policies and reported amounts of assets and liabilities, income and expenses.

The estimates and associated assumptions are based on historical experience and various other factors believed to be reasonable under the circumstances; the results of which form the basis of making the judgements about carrying values of assets and liabilities not readily apparent from other sources. Actual results may differ from these estimates.

The balances, transactions and disclosures impacted by accounting estimates are as follows:

- estimation of fair values of certain financial assets
- estimation of fair values of fixed assets shown at fair value
- impairment of financial assets

GOODS AND SERVICES TAX

Revenues, expenses and assets are recognised net of the amount of GST, except where the amount of GST incurred is not recoverable from the Australian Taxation Office (ATO). Receivables and payables are stated inclusive of GST receivable or payable. The net amount of GST recoverable from, or payable to, the ATO is included with receivables or payables in the statement of financial position. Cash flows are presented on a gross basis. The GST components of cash flows arising from investing or financing activities which are recoverable from, or payable to, the ATO are presented as operating cash flows.

ROUNDING OFF FIGURES

All figures shown in this statement are rounded to the nearest dollar.

PREPARATION TIMING AND REVIEW

Date prepared: All known transactions up to 20 January 2023

NOTES TO THE STATEMENT OF FINANCIAL ACTIVITY
FOR THE PERIOD ENDED 31 DECEMBER 2022

NOTE 1
EXPLANATION OF MATERIAL VARIANCES

The material variance thresholds are adopted annually by Council as an indicator of whether the actual expenditure or revenue varies from the year to date Actual materially.

The material variance adopted by Council for the 2022-23 year is \$100,000.

Nature or type	Var. \$	Var. %	Explanation of positive variances		Explanation of negative variances	
			Timing	Permanent	Timing	Permanent
Opening funding surplus / (deficit)	5,585,692	53.48%	▲	This variance represents the difference between forecast and final year end position.		
Revenue from operating activities						
Rates	0	0.00%				
Rates (excluding general rate)	(14,956)	(2.65%)				
Operating grants, subsidies and contributions	78,487	2.80%				
Fees and charges	92,458	0.39%				
Interest earnings	1,668,832	249.56%	▲	Interest rates have increased substantially compared to budget.		
Other revenue	(53,115)	(45.49%)				
Profit on disposal of assets	28,508	135.10%		Disposal transactions are still to be processed.		
Expenditure from operating activities						
Employee costs	35,109	0.15%				
Materials and contracts	44,991	0.32%				
Utility charges	(5,263)	(0.66%)				
Depreciation on non-current assets	(83,818)	(0.63%)				
Interest expenses	1,890	0.34%				
Insurance expenses	84,247	4.67%				
Other expenditure	3,696	0.33%				
Loss on disposal of assets	904,764	100.00%	▼	Note - 1		
Non-cash amounts excluded from operating activities	(844,322)	(5.97%)	▼		Note - 1	
Investing activities						
Proceeds from non-operating grants, subsidies and contributions	(26,633)	(6.54%)				
Proceeds from disposal of assets	(34,048)	(14.36%)				
Payments for property, plant and equipment and infrastructure	78,495	0.81%				
Financing activities						
Transfer from reserves	(42,825)	(25.31%)				
Payments for principal portion of lease liabilities	(27,060)	(5.18%)				
Transfer to reserves	84,687	1.81%				
Closing funding surplus / (deficit)	8,250,428	(13.87%)				

Note 1

The fixed asset data have not been migrated to OneCouncil yet. Hence, the budgeted loss on disposal of assets cannot be matched with actual loss. The variance will be adjusted once the data migration of fixed assets is completed. There is no confirmed date of completion available yet.

NOTES TO THE STATEMENT OF FINANCIAL ACTIVITY
FOR THE PERIOD ENDED 31 DECEMBER 2022

NOTE 2
STATEMENT OF FINANCIAL ACTIVITY INFORMATION

(a) Non-cash items excluded from operating activities

The following non-cash revenue and expenditure has been excluded from operating activities within the Statement of Financial Activity in accordance with *Financial Management Regulation 32*.

	Notes	Amended Budget	YTD Budget (a)	YTD Actual (b)
Non-cash items excluded from operating activities		\$	\$	\$
Adjustments to operating activities				
Less: Profit on asset disposals		(42,200)	(21,102)	0
Movement in pensioner deferred rates (non-current)		0	0	(44,478)
Add: Loss on asset disposals		1,809,500	904,764	0
Add: Depreciation on assets		26,425,100	13,262,546	13,346,364
Total non-cash items excluded from operating activities		28,192,400	14,146,208	13,301,886

(b) Non-cash items excluded from investing activities

The following non-cash revenue and expenditure has been excluded from investing activities within the Statement of Financial Activity in accordance with *Financial Management Regulation 32*.

Adjustments to investing activities				
Movement in current liabilities for transfers to acquire or construct non-financial assets to be controlled by the entity associated with restricted cash		1,466,174	1,466,174	2,195,844
Total non-cash amounts excluded from investing activities		1,466,174	1,466,174	2,195,844

(c) Adjustments to net current assets in the Statement of Financial Activity

The following current assets and liabilities have been excluded from the net current assets used in the Statement of Financial Activity in accordance with *Financial Management Regulation 32* to agree to the surplus/(deficit) after imposition of general rates.

		Amended Budget Opening 30 June 2022	Last Year Closing 30 June 2022	Year to Date 31 December 2022
Adjustments to net current assets				
Less: Reserves - restricted cash	9	(104,073,444)	(111,440,880)	(115,910,397)
Less: Land held for resale		(460,000)	(460,000)	(460,000)
Add: Borrowings	7	3,458,491	3,931,944	3,855,388
Add: Provisions employee related provisions	10	8,161,713	8,478,482	8,302,928
Add: Lease liabilities	8	1,667,740	2,148,645	1,598,985
Add: Movement in Expected Credit Loss on Sundry Receivables		0	219,251	0
Add: Contract liability held in reserves		7,048,703	4,633,100	4,492,659
Total adjustments to net current assets		(84,196,797)	(92,489,458)	(98,120,437)

(d) Net current assets used in the Statement of Financial Activity

Current assets

Cash and cash equivalents	3	3,200,000	6,086,910	6,857,819
Financial assets at amortised cost	3	110,618,325	129,219,315	155,279,730
Rates receivables	4	5,623,970	5,791,880	24,009,027
Receivables	4	7,646,569	4,325,554	10,727,506
Other current assets	5	609,694	9,846,446	3,765,365
Less: Current liabilities				
Payables		(23,165,114)	(27,559,253)	(16,481,914)
Borrowings	7	(3,458,491)	(3,931,944)	(3,855,388)
Contract liabilities	10	(7,048,703)	(4,633,100)	(4,529,897)
Lease liabilities	8	(1,667,740)	(2,148,645)	(1,598,985)
Provisions	10	(8,161,713)	(8,478,482)	(8,302,927)
Less: Total adjustments to net current assets	2(c)	(84,196,797)	(92,489,458)	(98,120,437)
Closing funding surplus / (deficit)		0	16,029,223	67,749,899

CURRENT AND NON-CURRENT CLASSIFICATION

In the determination of whether an asset or liability is current or non-current, consideration is given to the time when each asset or liability is expected to be settled. Unless otherwise stated assets or liabilities are classified as current if expected to be settled within the next 12 months, being the Council's operational cycle.

NOTES TO THE STATEMENT OF FINANCIAL ACTIVITY
FOR THE PERIOD ENDED 31 DECEMBER 2022OPERATING ACTIVITIES
NOTE 3
CASH AND FINANCIAL ASSETS

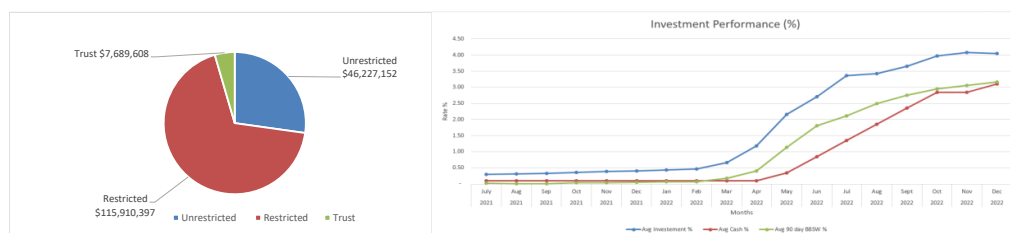
Description	Classification	Unrestricted	Restricted	Total Cash	Trust	Institution	Interest Rate	Maturity Date
		\$	\$	\$	\$			
Term Deposits - Municipal Funds	Financial assets at amortised cost	2,500,000	0	2,500,000	0	WESTPAC	2.80%	23/01/2023
Term Deposits - Municipal Funds	Financial assets at amortised cost	2,000,000	0	2,000,000	0	CBA	3.52%	13/02/2023
Term Deposits - Municipal Funds	Financial assets at amortised cost	2,500,000	0	2,500,000	0	WESTPAC	2.95%	23/02/2023
Term Deposits - Municipal Funds	Financial assets at amortised cost	3,000,000	0	3,000,000	0	SUNCORP	3.44%	21/02/2023
Term Deposits - Municipal Funds	Financial assets at amortised cost	3,000,000	0	3,000,000	0	SUNCORP	3.44%	21/02/2023
Term Deposits - Municipal Funds	Financial assets at amortised cost	4,000,000	0	4,000,000	0	IMB	3.45%	3/03/2023
Term Deposits - Municipal Funds	Financial assets at amortised cost	3,000,000	0	3,000,000	0	NAB	3.50%	3/03/2023
Term Deposits - Municipal Funds	Financial assets at amortised cost	3,000,000	0	3,000,000	0	SUNCORP	3.55%	8/03/2023
Term Deposits - Municipal Funds	Financial assets at amortised cost	3,000,000	0	3,000,000	0	CBA	3.59%	8/03/2023
Term Deposits - Municipal Funds	Financial assets at amortised cost	3,000,000	0	3,000,000	0	NAB	3.55%	8/03/2023
Term Deposits - Municipal Funds	Financial assets at amortised cost	3,000,000	0	3,000,000	0	IMB	3.45%	9/03/2023
Term Deposits - Municipal Funds	Financial assets at amortised cost	2,000,000	0	2,000,000	0	NAB	3.60%	14/03/2023
Term Deposits - Municipal Funds	Financial assets at amortised cost	2,000,000	0	2,000,000	0	ME BANK	4.10%	26/03/2023
Term Deposits - Municipal Funds	Financial assets at amortised cost	2,000,000	0	2,000,000	0	CBA	3.78%	11/04/2023
Term Deposits - Municipal Funds	Financial assets at amortised cost	2,000,000	0	2,000,000	0	SUNCORP	4.17%	26/04/2023
Term Deposits - Municipal Funds	Financial assets at amortised cost	1,000,000	0	1,000,000	0	BENDIGO BANK	4.10%	13/06/2023
Term Deposits - Municipal Funds	Financial assets at amortised cost	2,530,208	0	2,530,208	0	WESTPAC	3.69%	13/03/2023
Term Deposits - Municipal Funds	Financial assets at amortised cost	2,530,208	0	2,530,208	0	WESTPAC	3.69%	13/03/2023
Term Deposits - Reserves	Financial assets at amortised cost	0	2,000,000	2,000,000	0	WESTPAC	3.03%	17/01/2023
Term Deposits - Reserves	Financial assets at amortised cost	0	3,000,000	3,000,000	0	SUNCORP	3.73%	16/01/2023
Term Deposits - Reserves	Financial assets at amortised cost	0	3,000,000	3,000,000	0	CBA	3.54%	18/01/2023
Term Deposits - Reserves	Financial assets at amortised cost	0	1,690,000	1,690,000	0	SUNCORP	3.50%	24/01/2023
Term Deposits - Reserves	Financial assets at amortised cost	0	2,000,000	2,000,000	0	BENDIGO BANK	3.40%	27/01/2023
Term Deposits - Reserves	Financial assets at amortised cost	0	2,021,000	2,021,000	0	SUNCORP	3.28%	30/01/2023
Term Deposits - Reserves	Financial assets at amortised cost	0	2,000,000	2,000,000	0	CBA	3.52%	13/02/2023
Term Deposits - Reserves	Financial assets at amortised cost	0	3,000,000	3,000,000	0	NAB	3.35%	13/02/2023
Term Deposits - Reserves	Financial assets at amortised cost	0	2,000,000	2,000,000	0	NAB	3.45%	27/02/2023
Term Deposits - Reserves	Financial assets at amortised cost	0	5,000,000	5,000,000	0	BENDIGO BANK	3.55%	22/03/2023
Term Deposits - Reserves	Financial assets at amortised cost	0	2,329,000	2,329,000	0	SUNCORP	3.59%	13/03/2023
Term Deposits - Reserves	Financial assets at amortised cost	0	3,000,000	3,000,000	0	IMB	3.50%	16/03/2023
Term Deposits - Reserves	Financial assets at amortised cost	0	2,000,000	2,000,000	0	ME BANK	3.95%	20/03/2023
Term Deposits - Reserves	Financial assets at amortised cost	0	5,000,000	5,000,000	0	ME BANK	4.10%	3/04/2023
Term Deposits - Reserves	Financial assets at amortised cost	0	5,000,000	5,000,000	0	CBA	4.03%	3/04/2023
Term Deposits - Reserves	Financial assets at amortised cost	0	2,000,000	2,000,000	0	BENDIGO BANK	3.90%	17/04/2023
Term Deposits - Reserves	Financial assets at amortised cost	0	2,000,000	2,000,000	0	BENDIGO BANK	3.90%	17/04/2023
Term Deposits - Reserves	Financial assets at amortised cost	0	2,617,224	2,617,224	0	ME BANK	3.95%	17/04/2023
Term Deposits - Reserves	Financial assets at amortised cost	0	2,000,000	2,000,000	0	ME BANK	3.95%	17/04/2023
Term Deposits - Reserves	Financial assets at amortised cost	0	2,000,000	2,000,000	0	SUNCORP	4.07%	17/04/2023
Term Deposits - Reserves	Financial assets at amortised cost	0	2,000,000	2,000,000	0	CBA	3.84%	17/04/2023
Term Deposits - Reserves	Financial assets at amortised cost	0	5,000,000	5,000,000	0	CBA	3.84%	17/04/2023
Term Deposits - Reserves	Financial assets at amortised cost	0	3,000,000	3,000,000	0	NAB	3.94%	24/04/2023
Term Deposits - Reserves	Financial assets at amortised cost	0	3,000,000	3,000,000	0	SUNCORP	4.21%	24/04/2023
Term Deposits - Reserves	Financial assets at amortised cost	0	3,000,000	3,000,000	0	BENDIGO BANK	4.00%	24/04/2023
Term Deposits - Reserves	Financial assets at amortised cost	0	3,000,000	3,000,000	0	NAB	3.94%	24/04/2023
Term Deposits - Reserves	Financial assets at amortised cost	0	5,000,000	5,000,000	0	SUNCORP	4.17%	2/05/2023
Term Deposits - Reserves	Financial assets at amortised cost	0	4,000,000	4,000,000	0	ME BANK	4.10%	15/05/2023
Term Deposits - Reserves	Financial assets at amortised cost	0	6,000,000	6,000,000	0	NAB	4.05%	15/05/2023
Term Deposits - Reserves	Financial assets at amortised cost	0	2,000,000	2,000,000	0	BENDIGO BANK	4.00%	22/05/2023
Term Deposits - Reserves	Financial assets at amortised cost	0	2,000,000	2,000,000	0	NAB	4.15%	29/05/2023
Term Deposits - Reserves	Financial assets at amortised cost	0	3,000,000	3,000,000	0	ME BANK	4.15%	29/05/2023
Term Deposits - Reserves	Financial assets at amortised cost	0	2,000,000	2,000,000	0	NAB	4.10%	29/05/2023
Term Deposits - Reserves	Financial assets at amortised cost	0	2,000,000	2,000,000	0	NAB	4.10%	29/05/2023
Term Deposits - Reserves	Financial assets at amortised cost	0	4,000,000	4,000,000	0	CBA	3.94%	30/05/2023
Term Deposits - Reserves	Financial assets at amortised cost	0	1,447,200	1,447,200	0	CBA	4.06%	7/06/2023
Term Deposits - Reserves	Financial assets at amortised cost	0	2,114,891	2,114,891	0	WESTPAC	3.88%	13/06/2023
Term Deposits - Reserves	Financial assets at amortised cost	0	3,000,000	3,000,000	0	CBA	4.16%	14/06/2023
Term Deposits - Trust	Financial assets at amortised cost	0	0	0	1,000,000	BENDIGO BANK	3.50%	7/03/2023
Term Deposits - Trust	Financial assets at amortised cost	0	0	0	1,200,000	SUNCORP	4.07%	17/04/2023
Term Deposits - Trust	Financial assets at amortised cost	0	0	0	2,400,000	NAB	4.05%	15/05/2023
Term Deposits - Trust	Financial assets at amortised cost	0	0	0	3,000,000	NAB	4.15%	29/05/2023
Funds - Muni Account	Cash and cash equivalents	166,737	6,691,082	6,857,819	89,608	CBA		
Total		46,227,152	115,910,397	162,137,549	7,689,608			
Comprising								
Cash and cash equivalents		166,737	6,691,082	6,857,819	89,608			
Financial assets at amortised cost		46,060,415	109,219,315	155,279,730	7,600,000			
		46,227,152	115,910,397	162,137,549	7,689,608			

KEY INFORMATION

Cash and cash equivalents include cash on hand, cash at bank, deposits available on demand with banks and other short term highly liquid investments with original maturities of three months or less that are readily convertible to known amounts of cash and which are subject to an insignificant risk of changes in value. Bank overdrafts are reported as short term borrowings in current liabilities in the statement of net current assets.

The local government classifies financial assets at amortised cost if both of the following criteria are met:

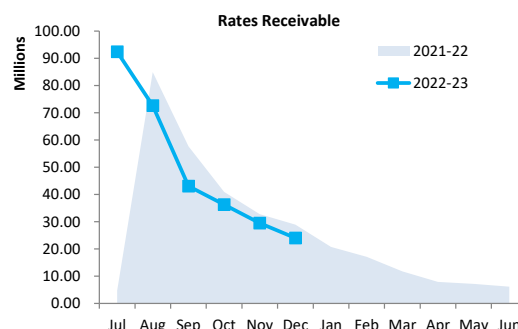
- the asset is held within a business model whose objective is to collect the contractual cashflows, and
- the contractual terms give rise to cash flows that are solely payments of principal and interest.



NOTES TO THE STATEMENT OF FINANCIAL ACTIVITY
FOR THE PERIOD ENDED 31 DECEMBER 2022

OPERATING ACTIVITIES
NOTE 4
RECEIVABLES

Rates receivable	30 Jun 2022	31 Dec 2022
	\$	\$
Opening arrears previous years	5,623,970	5,752,178
Levied this year	69,574,771	78,146,174
Less - collections to date	(69,406,861)	(59,889,325)
Gross rates collectable	5,791,880	24,009,027
Allowance for impairment of rates receivable	(39,702)	0
Net rates collectable	5,752,178	24,009,027
% Collected	92.3%	71.4%



Receivables - general	Credit	Current	30 Days	60 Days	90+ Days	Total
	\$	\$	\$	\$	\$	\$
Receivables - general	0	594,873	305,860	455,393	5,524,497	6,880,623
Percentage	0.0%	8.6%	4.4%	6.6%	80.3%	
Balance per trial balance						
Sundry receivable						6,880,623
GST receivable						(2,139,320)
Allowance for impairment of receivables from contracts with customers						(82,673)
ESL Receivables						1,927,361
Debtors Control - Sanitation (Rates)						4,141,515
Total receivables general outstanding						10,727,506

Amounts shown above include GST (where applicable)

KEY INFORMATION

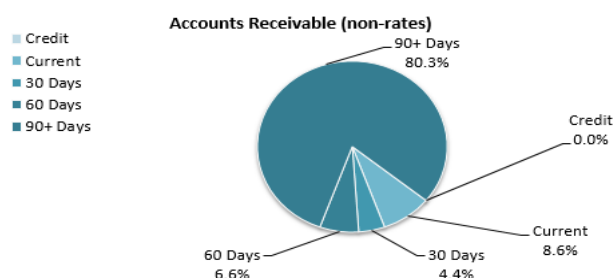
Trade and other receivables include amounts due from ratepayers for unpaid rates and service charges and other amounts due from third parties for goods sold and services performed in the ordinary course of business.

Trade receivables are recognised at original invoice amount less any allowances for uncollectable amounts (i.e. impairment). The carrying amount of net trade receivables is equivalent to fair value as it is due for settlement within 30 days.

Classification and subsequent measurement

Receivables which are generally due for settlement within 30 days except rates receivables which are expected to be collected within 12 months are classified as current assets. All other receivables such as, deferred pensioner rates receivable after the end of the reporting period are classified as non-current assets.

Trade and other receivables are held with the objective to collect the contractual cashflows and therefore the City measures them subsequently at amortised cost using the effective interest rate method.



NOTES TO THE STATEMENT OF FINANCIAL ACTIVITY
FOR THE PERIOD ENDED 31 DECEMBER 2022

OPERATING ACTIVITIES
NOTE 4
RECEIVABLES

	Brought Forward 1 July \$	2022/23 Revised Budget \$	This Time Last Year 31-Dec-21 \$	31 December 2022 YTD Actual \$
General Receivables				
Debtors - General	1,667,033	920,500	1,614,608	2,625,577
Debtors - Rangers (Legacy)	172,934	180,250	187,084	202,226
Debtors - Recreation	28,998	34,250	49,918	114,589
Debtors - Libraries	-	-	-	2,278
Debtors - Fire	22,037	23,000	29,619	27,786
Debtors - Animals	199,707	200,500	199,150	193,190
Debtors - Parking	78,130	77,800	82,049	103,421
Debtors - Litter	116,275	116,250	116,793	107,574
Debtors - Off Road Vehicles	216	216	216	216
Debtors - Health	5,061	5,100	4,687	10,148
Debtors - Thoroughfares	7,192	7,150	6,370	8,945
Debtors - Unauthorised Signs	3,933	4,000	3,933	4,984
Debtors - Cats	8,162	7,500	7,551	6,666
Debtors - Planning & Building	77,053	78,600	98,703	100,392
	2,386,730	1,655,116	2,400,681	3,507,992

General Receivables - Aging

	Current	30 Days	60 Days	90 Days	120 + Days	Total
Sundry Receivable General	585,132	290,105	436,675	327,467	986,198	2,625,577
Libraries	2,278	-	-	-	-	2,278
Rangers	11,250	18,160	(169)	6,224	166,761	202,226
Recreation	(455)	4,920	11,440	5,285	93,399	114,589
Infringements	(3,332)	(9,014)	7,447	7,879	459,950	462,930
Planning & Building	-	1,689	-	-	98,703	100,392
Total Receivables General	594,873	305,860	455,393	346,855	1,805,011	3,507,992

General Receivables - Aging (continued)

Sundry Debtors Outstanding Over 120 Days Exceeding \$1,000

Debtor #	Under Investigation by	\$
Various	Fines Enforcement Registry	459,950
4826	Finance	122,332
Various	Fines Enforcement Registry	166,761
Debtor	Planning & Building	98,703
56	Finance	55,644
57	Finance	35,217
149	Finance	33,072
89	Finance	25,853
4789	Recreation Services	8,794
4980	Finance	13,005
228	Finance	11,903
159	Finance	24,965
3208	Finance	18,276
3208	Recreation Services	9,174
4958	Recreation Services	6,650
3336	Rates Services	6,215
5012	Finance	5,500
5013	Finance	5,751
4633	Recreation Services	5,069
209	Finance	6,266
4144	Recreation Services	8,630
607	Finance	49,358
4764	DCP	598,266
	Debtors 120+ Days < \$5,000	29,657
Total Debtors 120+ Days > \$1,000		1,805,011

NOTES TO THE STATEMENT OF FINANCIAL ACTIVITY
FOR THE PERIOD ENDED 31 DECEMBER 2022

OPERATING ACTIVITIES
NOTE 5
OTHER CURRENT ASSETS

	Opening Balance 1 July 2022	Asset Increase	Asset Reduction	Closing Balance 31 December 2022
Other current assets	\$	\$	\$	\$
Inventory				
Inventory	176,542	0	(317,218)	(140,676)
Land held for resale - cost	460,000	0	0	460,000
Other Assets				
Prepayments	370,966	134,205	0	505,171
Accrued income	8,838,938	0	(5,898,068)	2,940,870
Total other current assets	9,846,446	134,205	(6,215,286)	3,765,365
Amounts shown above include GST (where applicable)				

KEY INFORMATION

Inventory

Inventories are measured at the lower of cost and net realisable value.

Net realisable value is the estimated selling price in the ordinary course of business less the estimated costs of completion and the estimated costs necessary to make the sale.

NOTES TO THE STATEMENT OF FINANCIAL ACTIVITY
FOR THE PERIOD ENDED 31 DECEMBER 2022

INVESTING ACTIVITIES
NOTE 6
CAPITAL ACQUISITIONS

Capital acquisitions	Amended		YTD Actual	YTD Actual Variance
	Budget	YTD Budget		
	\$	\$	\$	\$
Land	2,014,124	2,014,124	2,004,329	(9,795)
Buildings	14,017,597	2,308,799	2,357,930	49,132
Furniture and equipment	891,420	45,710	19,525	(26,185)
Plant and equipment	7,164,223	3,022,112	2,963,694	(58,418)
Infrastructure - roads	11,923,859	411,930	395,716	(16,213)
Infrastructure - Drainage	2,080,974	50,487	27,008	(23,479)
Infrastructure - Pathways	5,546,800	473,400	482,983	9,583
Infrastructure - Parks and Reserves	7,717,666	1,408,833	1,405,713	(3,120)
Payments for Capital Acquisitions	51,356,663	9,735,394	9,656,899	(78,495)
Capital Acquisitions Funded By:				
	\$	\$	\$	\$
Capital grants and contributions	16,649,060	407,331	503,468	96,137
Borrowings	2,939,000	0	530,241	530,241
Other (disposals)	1,575,595	237,100	0	(237,100)
Cash backed reserves				
Reserves Cash Backed - DCP	1,166,429	583,215	93,399	(489,816)
Reserves Cash Backed	17,262,524	8,631,262	3,424,596	(5,206,666)
POS/Trust	976,361	488,181	543,670	55,489
Contribution - Municipal	17,199,898	3,524,308	4,561,524	1,037,217
Capital funding total	51,356,663	9,735,394	9,656,899	(78,495)

SIGNIFICANT ACCOUNTING POLICIES

Each class of fixed assets within either plant and equipment or infrastructure, is carried at cost or fair value as indicated less, where applicable, any accumulated depreciation and impairment losses.

Assets for which the fair value as at the date of acquisition is under \$5,000 are not recognised as an asset in accordance with *Financial Management Regulation 17A (5)*. These assets are expensed immediately.

Where multiple individual low value assets are purchased together as part of a larger asset or collectively forming a larger asset exceeding the threshold, the individual assets are recognised as one asset and capitalised.

Initial recognition and measurement for assets held at cost

Plant and equipment including furniture and equipment is recognised at cost on acquisition in accordance with *Financial Management Regulation 17A*. Where acquired at no cost the asset is initially recognise at fair value. Assets held at cost are depreciated and assessed for impairment annually.

Initial recognition and measurement between mandatory revaluation dates for assets held at fair value

In relation to this initial measurement, cost is determined as the fair value of the assets given as consideration plus costs incidental to the acquisition. For assets acquired at zero cost or otherwise significantly less than fair value, cost is determined as fair value at the date of acquisition. The cost of non-current assets constructed by the City includes the cost of all materials used in construction, direct labour on the project and an appropriate proportion of variable and fixed overheads.

NOTES TO THE STATEMENT OF FINANCIAL ACTIVITY
FOR THE PERIOD ENDED 31 DECEMBER 2022

FINANCING ACTIVITIES

NOTE 7

BORROWINGS

Repayments - borrowings

Information on borrowings			New Loans		Principal Repayments		Principal Outstanding		Interest Repayments	
Particulars	Loan No.	1 July 2022	Actual	Budget	Actual	Budget	Actual	Budget	Actual	Budget
		\$	\$	\$	\$	\$	\$	\$	\$	\$
Governance										
292 Loan Borrowings 2008	292	56,595	0	0	(27,791)	(56,600)	28,804	-5	(2,063)	(1,548)
296 Loan Borrowings 2009	296	106,428	0	0	(25,294)	(51,400)	81,134	55,028	(3,603)	(3,150)
316 Orchard House 2014	316	2,477,682	0	0	(77,640)	(157,100)	2,400,042	2,320,582	(59,216)	(58,302)
318 Orchard House 2015	318	7,770,181	0	0	(249,953)	(504,300)	7,520,228	7,265,881	(137,144)	(134,952)
323 Core System Review	323	2,515,031	0	0	(169,371)	(340,300)	2,345,660	2,174,731	(22,635)	(21,852)
342 Core System Review	342	1,133,252	0	0	(67,691)	(135,800)	1,065,561	997,452	(6,808)	(32,160)
345A Core System Review	345A	1,350,000	0	0	(55,056)	(111,264)	1,294,944	1,238,736	(28,237)	0
345B Core System Review	345B	0	0	2,405,800	0	0	0	2,405,800	0	0
Recreation and culture										
291 Aquatic Works 2008	291	229,082	0	0	(15,572)	(31,700)	213,510	197,382	(8,315)	(8,052)
299 Aquatic Centre Upgrade 2010	299	270,096	0	0	(41,657)	(84,700)	228,439	185,396	(8,359)	(7,752)
302 Aquatic Centre Upgrade 2011	302	850,159	0	0	(36,276)	(73,800)	813,883	776,359	(25,590)	(25,098)
304 Frye Park Redevelopment 2011	304	634,350	0	0	(27,068)	(55,000)	607,282	579,350	(19,094)	(18,702)
305 Piara Waters (North) Sports 2011	305	412,806	0	0	(46,513)	(94,500)	366,293	318,306	(12,157)	(11,502)
311 Aquatic Centre Upgrade 2012	311	974,379	0	0	(39,153)	(79,200)	935,226	895,179	(21,826)	(21,402)
314 Oval Lighting Renewal	314	303,186	0	0	(48,383)	(97,600)	254,803	205,586	(5,260)	(4,848)
315 Armadale Golf Course	315	189,355	0	0	(17,716)	(35,700)	171,639	153,655	(2,783)	(2,652)
322 Kelmscott Library - Stage 1	322	305,639	0	0	(36,442)	(73,400)	269,197	232,239	(4,111)	(3,852)
324A Indoor Aquatic Centre	324	9,597,273	0	0	(240,853)	(483,972)	9,356,420	9,113,301	(90,272)	(89,142)
326 Armadale Hall Upgrade 2018	326	2,785,793	0	0	(187,605)	(376,900)	2,598,188	2,408,893	(25,072)	(24,252)
327 Lighting Renewal 2018	327	59,715	0	0	(29,660)	(59,715)	30,055	0	(794)	(600)
330 Greendale Centre	330	92,711	0	0	(46,049)	(92,711)	46,662	0	(1,233)	(948)
331 Infrastructure - Parks 2018	331	63,211	0	0	(31,397)	(63,211)	31,814	0	(841)	(648)
332 Champion Centre Upgrade	332	211,589	0	0	(34,932)	(70,000)	176,657	141,589	(803)	(750)
334 Armadale Library Creative Space	334	110,346	0	0	(27,288)	(54,800)	83,058	55,546	(800)	(702)
336 Lighting Renewal - 2	336	20,441	0	0	(5,053)	(10,100)	15,388	10,341	(148)	(150)
337 AFAC Carpark	337	458,210	0	0	(10,701)	(21,500)	447,509	436,710	(4,432)	(4,398)
343 Bedfordale Fire Service	343	679,766	0	0	(35,498)	(71,300)	644,268	608,466	(4,913)	(4,800)
344 Challenge Park	344	1,230,000	0	0	(50,162)	(101,374)	1,179,838	1,128,626	(25,728)	(23,292)
346 Roleystone Theatre	346	0	0	2,939,000	0	0	0	2,939,000	0	0
347 Creyk Park 2021	347	1,381,600	0	0	(56,345)	(113,869)	1,325,255	1,267,731	(28,899)	(26,166)
Transport										
317 Abbey Road Project 2014	317	699,362	0	0	-169,644	(342,700)	529,718	356,662	(14,092)	(12,402)
321 Armadale Arena Roofing 2015	321	272,863	0	0	-43,545	(87,800)	229,318	185,063	(4,734)	(4,350)
Total		37,241,101	0	5,344,800	-1,950,308	(3,932,316)	35,290,793	38,653,585	(569,960)	(548,424)
Current borrowings		3,932,316					3,855,388			
Non-current borrowings		33,308,785					31,435,405			
		37,241,101					35,290,793			

All debenture repayments were financed by general purpose revenue.

Unspent borrowings

Particulars	Date Borrowed	Unspent Balance 2022	Borrowed During Year	Expended During Year	Unspent Balance 31 December 2022
		\$	\$	\$	\$
323 Core System Review	25/06/2019	353,623	0	0	353,623
		353,623	0	0	353,623

KEY INFORMATION

Borrowing costs are recognised as an expense when incurred except where they are directly attributable to the acquisition, construction or production of a qualifying asset. Where this is the case, they are capitalised as part of the cost of the particular asset until such time as the asset is substantially ready for its intended use or sale.

Fair values of borrowings are not materially different to their carrying amounts, since the interest payable on those borrowings is either close to current market rates or the borrowings are of a short term nature. Non-current borrowings fair values are based on discounted cash flows using a current borrowing rate.

NOTES TO THE STATEMENT OF FINANCIAL ACTIVITY
FOR THE PERIOD ENDED 31 DECEMBER 2022

FINANCING ACTIVITIES

NOTE 8

LEASE LIABILITIES

Movement in carrying amounts

Information on leases	Lease No.	1 July 2022	New Leases		Principal Repayments		Principal Outstanding		Interest Repayments	
			Actual	Budget	Actual	Budget	Actual	Budget	Actual	Budget
Particulars		\$	\$	\$	\$	\$	\$	\$	\$	\$
Governance										
Total		2,047,940	0	1,179,900	(209,042)	(763,137)	1,838,898	2,464,703	39,542	57,600
Recreation and culture										
Total		323,947	0	492,500	(96,269)	(226,763)	227,678	589,684	4,925	11,600
Transport										
Total		4,758	0	0	(2,358)	(3,600)	2,400	1,158	165	500
Other property and services										
Total		1,911,442	0	187,400	(241,991)	(529,100)	1,669,451	1,569,742	17,299	40,000
Total		4,288,087	0	1,859,800	(549,660)	(1,522,600)	3,738,427	4,625,287	61,931	109,700
Current lease liabilities		2,148,645					1,598,985			
Non-current lease liabilities		2,139,442					2,139,442			
		4,288,087					3,738,427			

All lease repayments were financed by general purpose revenue.

KEY INFORMATION

At inception of a contract, the City assesses if the contract contains or is a lease. A contract is or contains a lease, if the contract conveys the right to control the use of an identified asset for a period of time in exchange for consideration. At the commencement date, a right of use asset is recognised at cost and lease liability at the present value of the lease payments that are not paid at that date. The lease payments are discounted using that date. The lease payments are discounted using the interest rate implicit in the lease, if that rate can be readily determined. If that rate cannot be readily determined, the City uses its incremental borrowing rate.

All contracts classified as short-term leases (i.e. a lease with a remaining term of 12 months or less) and leases of low value assets are recognised as an operating expense on a straight-line basis over the term of the lease.

NOTES TO THE STATEMENT OF FINANCIAL ACTIVITY
FOR THE PERIOD ENDED 31 DECEMBER 2022

OPERATING ACTIVITIES

NOTE 9

RESERVE ACCOUNTS

Reserve accounts

Reserve name	Opening Balance	Budget Interest Earned	Actual Interest Earned	Budget Transfers In (+)	Actual Transfers In (+)	Budget Transfers Out (-)	Actual Transfers Out (-)	Budget Closing Balance	Actual YTD Closing Balance
	\$	\$	\$	\$	\$	\$	\$	\$	\$
Restricted by Legislation									
Reserves Cash Backed - Anstey Keane - DCP	6,770,559	24,600	0	2,991,600	598,266	(3,196,000)	(77,077)	6,590,759	7,291,748
Reserves Cash Backed - North Forrestdale DCP 3	20,608,673	81,900	0	4,189,500	1,723,933	(2,625,426)	(49,278)	22,254,647	22,283,328
Reserves Cash Backed - North Forrestdale SAR Asset Renewal	3,226,631	17,400	0	0	0	(250,000)	0	2,994,031	3,226,631
Reserves Cash Backed - SAR - A	0	0	0	122,100	0	(122,100)	0	0	0
Reserves Cash Backed - SAR - B	9,968	0	0	50,000	0	(50,000)	0	9,968	9,968
Reserves Cash Backed - SAR - C	2,818	0	0	20,400	0	(20,400)	0	2,818	2,818
Reserves Cash Backed - SAR - D	5,290	0	0	23,300	0	(23,300)	0	5,290	5,290
Reserves Cash Backed - SAR - F	0	0	0	305,730	0	(305,730)	0	0	0
Reserves Cash Backed - SAR - G	0	0	0	13,700	0	(13,700)	0	0	0
Restricted by Council									
Reserves Cash Backed - Asset Renewal	9,465,630	43,700	0	2,350,000	0	(2,027,300)	0	9,832,030	9,465,630
Reserves Cash Backed - Champion Lakes SAR Asset Renewal	168,080	800	0	0	0	0	0	168,880	168,080
Reserves Cash Backed - City Centre Activation	73,141	900	0	0	0	0	0	74,041	73,141
Reserves Cash Backed - Civic Precinct	2,808,520	14,100	0	0	0	0	0	2,822,620	2,808,520
Reserves Cash Backed - Community Art	47,840	200	0	0	0	0	0	48,040	47,840
Reserves Cash Backed - Computer Systems Technologies	924,524	1,900	0	0	0	(418,600)	0	507,824	924,524
Reserves Cash Backed - Crossover Contributions	61,990	300	0	0	0	0	0	62,290	61,990
Reserves Cash Backed - Covid-19 Response and Recovery	1,721,021	8,300	0	0	0	0	0	1,729,321	1,721,021
Reserves Cash Backed - Emergency Management	229,622	1,200	0	0	0	0	0	230,822	229,622
Reserves Cash Backed - Employee Provisions	9,006,459	42,900	0	0	0	0	0	9,049,359	9,006,459
Reserves Cash Backed - Events Reserve Fund	44,529	600	0	0	0	0	0	45,129	44,529
Reserves Cash Backed - Freehold Sales Capital Works	186,691	200	0	0	0	0	0	186,891	186,691
Reserves Cash Backed - Future Community Facilities	1,883,870	5,000	0	0	0	(1,189,300)	0	699,570	1,883,870
Reserves Cash Backed - Future Project Funding	15,077,671	72,000	0	4,538,329	2,273,673	(3,081,528)	0	16,606,472	17,351,344
Reserves Cash Backed - Future Recreation Facilities	905,284	4,900	0	0	0	0	0	910,184	905,284
Reserves Cash Backed - History of the District	37,670	200	0	0	0	0	0	37,870	37,670
Reserves Cash Backed - Infrastructure Project Contribution	1,561,220	13,200	0	0	0	(770,046)	0	804,374	1,561,220
Reserves Cash Backed - Land Acquisition	477,146	2,400	0	0	0	0	0	479,546	477,146
Reserves Cash Backed - Mobile Bin Program	2,029,798	10,200	0	0	0	0	0	2,039,998	2,029,798
Reserves Cash Backed - Perth Hills Tourism Alliance	46,478	200	0	0	0	0	0	46,678	46,478
Reserves Cash Backed - Plant and Machinery	4,888,908	28,600	0	2,000,000	0	(3,746,600)	0	3,170,908	4,888,908
Reserves Cash Backed - Portable Long Service Leave	0	0	0	0	0	0	0	0	0
Reserves Cash Backed - Revolving Energy	301,000	1,500	0	0	0	0	0	302,500	301,000
Reserves Cash Backed - Strategic Asset Investments	715,620	3,600	0	0	0	0	0	719,220	715,620
Reserves Cash Backed - Waste Management	25,207,873	78,500	0	2,907,500	0	(5,779,150)	0	22,414,723	25,207,873
Reserves Cash Backed - Workers Compensation	135,220	3,900	0	0	0	0	0	139,120	135,220
Reserves Cash Backed - Wungong River Project	688,250	3,500	0	0	0	0	0	691,750	688,250
Reserves Cash Backed - Works Contributions	656,524	3,300	0	0	0	0	0	659,824	656,524
Reserves Cash Backed - Public Art Contributions	42,000	100	0	0	0	0	0	42,100	42,000
Reserves Cash Backed - DevelopmentWA Public Art Contribution	158,306	400	0	0	0	0	0	158,706	158,306
Reserves Cash Backed - Forrestdale Business Park East	704,824	3,500	0	0	0	0	0	708,324	704,824
Reserves Cash Backed - Project Funds Rolled Over	561,232	1,400	0	0	0	0	0	562,632	561,232
Reserves Cash Backed - Street Tree Contribution	0	0	0	93,000	0	0	0	93,000	0
	111,440,880	475,400	0	19,605,159	4,595,872	(23,619,180)	(126,355)	107,902,259	115,910,397

NOTES TO THE STATEMENT OF FINANCIAL ACTIVITY
FOR THE PERIOD ENDED 31 DECEMBER 2022

OPERATING ACTIVITIES
NOTE 10
OTHER CURRENT LIABILITIES

	Note	Opening Balance 1 July 2022	Liability transferred from/(to) non current	Liability Increase	Liability Reduction	Closing Balance 31 December 2022
Other current liabilities		\$		\$	\$	\$
Other liabilities						
- Contract liabilities		4,633,100	0	0	(140,441)	4,492,659
- Retentions - Contracts		0	0	37,238	0	37,238
Total other liabilities		4,633,100	0	37,238	(140,441)	4,529,897
Employee Related Provisions						
Annual leave		4,677,848	0	0	0	4,677,848
Long service leave		3,800,634	0	0	(175,555)	3,625,079
Total Employee Related Provisions		8,478,482	0	0	(175,555)	8,302,927
Total other current assets		13,111,582	0	37,238	(315,996)	12,832,824
Amounts shown above include GST (where applicable)						

KEY INFORMATION

Provisions

Provisions are recognised when the City has a present legal or constructive obligation, as a result of past events, for which it is probable that an outflow of economic benefits will result and that outflow can be reliably measured. Provisions are measured using the best estimate of the amounts required to settle the obligation at the end of the reporting period.

Employee Related Provisions

Short-term employee benefits

Provision is made for the City's obligations for short-term employee benefits. Short-term employee benefits are benefits (other than termination benefits) that are expected to be settled wholly before 12 months after the end of the annual reporting period in which the employees render the related service, including wages, salaries and sick leave. Short-term employee benefits are measured at the (undiscounted) amounts expected to be paid when the obligation is settled.

The City's obligations for short-term employee benefits such as wages, salaries and sick leave are recognised as a part of current trade and other payables in the calculation of net current assets.

Other long-term employee benefits

The City's obligations for employees' annual leave and long service leave entitlements are recognised as employee related provisions in the statement of financial position.

Long-term employee benefits are measured at the present value of the expected future payments to be made to employees. Expected future payments incorporate anticipated future wage and salary levels, durations of service and employee departures and are discounted at rates determined by reference to market yields at the end of the reporting period on government bonds that have maturity dates that approximate the terms of the obligations. Any remeasurements for changes in assumptions of obligations for other long-term employee benefits are recognised in profit or loss in the periods in which the changes occur. The City's obligations for long-term employee benefits are presented as non-current provisions in its statement of financial position, except where the City does not have an unconditional right to defer settlement for at least 12 months after the end of the reporting period, in which case the obligations are presented as current provisions.

Contract liabilities

An entity's obligation to transfer goods or services to a customer for which the entity has received consideration (or the amount is due) from the customer.

Capital grant/contribution liabilities

Grants to acquire or construct recognisable non-financial assets to identified specifications be constructed to be controlled by the City are recognised as a liability until such time as the City satisfies its obligations under the agreement.

**NOTES TO THE STATEMENT OF FINANCIAL ACTIVITY
FOR THE PERIOD ENDED 31 DECEMBER 2022**

**NOTE 11
TRUST FUND**

Funds held at balance date which are required by legislation to be credited to the trust fund and which are not included in the financial statements are as follows:

Description	Opening Balance 1 July 2022	Amount Received	Amount Paid	Closing Balance 31 Dec 2022
	\$	\$	\$	\$
Cash in Lieu - POS - A14 Plan	1,719,555	15,113	0	1,734,668
Cash in Lieu - POS - Agreements	29,147	256	0	29,403
Cash in Lieu - POS - Ward - Minnowarra	9,177	81	0	9,258
Cash in Lieu - POS - Ward - River	2,002	0	0	2,002
Cash in Lieu of Parking	229,800	2,020	0	231,820
Cash in Lieu - POS - Flematti Res 49251	235,595	0	0	235,595
POS - Precinct A - Westfield	81,348	715	0	82,063
POS - Precinct B - Seville Grove	38,972	343	0	39,315
POS - Precinct C - West Armadale	239,476	116,988	0	356,464
POS - Precinct F - Clifton Hills	751,153	0	0	751,153
POS - Precinct H - Mount Nasura	1,213,842	10,669	0	1,224,511
POS - Precinct N - Forrestdale	221,142	1,944	0	223,086
POS - Precinct O - Palomino	74,993	659	0	75,652
POS - Regional Recreation Infrastructure	458,231	48,807	0	511,494
POS Cash in Lieu - Suburb - Piara Waters	679,320	5,971	0	685,291
POS Cash in Lieu - Suburb - Camillo	117,785	1,035	0	118,820
POS Cash in Lieu - Suburb - Kelmscott	92,444	812	0	93,256
POS Cash in Lieu - Suburb - Mount Richon	114,124	1,003	0	115,127
POS Cash in Lieu - Suburb - Armadale	288,214	2,533	0	290,747
POS Cash in Lieu - Suburb - Roleystone	83,060	730	0	83,790
POS Cash in Lieu - Suburb - Bedfordale	227,252	1,997	0	229,249
Nomination Deposits	240	0	0	240
Wungong Road Contribution Accounts	561,667	4,937	0	566,604
	7,468,539	216,613	0	7,689,608

NOTES TO THE STATEMENT OF FINANCIAL ACTIVITY
FOR THE PERIOD ENDED 31 DECEMBER 2022

NOTE 12
BUDGET AMENDMENTS

Amendments to original budget since budget adoption. Surplus/(Deficit)

Description	Council Resolution	Classification	Non Cash Adjustment	Increase in Available Cash	Decrease in Available Cash	Amended Budget Running Balance
			\$	\$	\$	\$
Events - Music in the Mall program	CS29/6/22	Operating Expenses			(25,000)	(25,000)
Development Planning Revenue	D9/7/22	Non Cash Item	(93,000)			(118,000)
To Reserve Street Tree Contribution	D9/7/22	Non Cash Item	93,000			(25,000)
Carried Forward Adjustment	CS41/8/22	Capital Expenses			(18,601,072)	(18,626,072)
Carried Forward Adjustment	CS41/8/22	Operating Revenue		14,822,942		(3,803,130)
Carried Forward Adjustment	CS41/8/22	Operating Expenses			(3,445,758)	(7,248,888)
Carradine Rd Culvert Reconstruction	CS54/11/22	Non Cash Item	469,300			(7,248,888)
Reserves Cash Backed - Asset Renewal	CS54/11/22	Non Cash Item	(469,300)			(7,248,888)
Various Road Resurfacing List	CS54/11/22	Non Cash Item	435,500			(7,248,888)
Reserves Cash Backed - Asset Renewal	CS54/11/22	Non Cash Item	(435,500)			(7,248,888)
Piara Waters Library	CS54/11/22	Non Cash Item	1,189,300			(7,248,888)
Reserves Cash Backed - Future Community Facilitie	CS54/11/22	Non Cash Item	(1,189,300)			(7,248,888)
Roleystone Theatre	CS54/11/22	Non Cash Item	760,700			(7,248,888)
Reserves Cash Backed - Future Project Funding	CS54/11/22	Non Cash Item	(760,700)			(7,248,888)
CF 21/22 John Dunn Hall	CS54/11/22	Non Cash Item	597,000			(7,248,888)
Reserves Cash Backed - Future Project Funding	CS54/11/22	Non Cash Item	(597,000)			(7,248,888)
Champion Lakes Bunker	CS54/11/22	Non Cash Item	91,000			(7,248,888)
Reserves Cash Backed - Future Project Funding	CS54/11/22	Non Cash Item	(91,000)			(7,248,888)
Forrestdale Hub	CS54/11/22	Non Cash Item	120,000			(7,248,888)
Reserves Cash Backed - North Forrestdale DCP 3	CS54/11/22	Non Cash Item	(120,000)			(7,248,888)
Capital Contribution (Grant Revenue)	CS54/11/22	Capital Revenue		86,000		(7,162,888)
Morgan Park Pavilion	CS54/11/22	Capital Expenses			(86,000)	(7,248,888)
Carried Forward Adjustment	CS54/11/22	Capital Revenue		409,426		(6,839,462)
Reserves Cash Backed - North Forrestdale DCP 3	CS54/11/22	Capital Expenses			(387,529)	(7,226,991)
Reserves Cash Backed - North Forrestdale DCP 3	CS54/11/22	Operating Expenses			(21,897)	(7,248,888)
Carradine Rd Culvert Reconstruction	CS8/3/22	Non Cash Item	280,000			(7,248,888)
Reserves Cash Backed - Asset Renewal	CS8/3/22	Non Cash Item	(280,000)			(7,248,888)
Capital project Admin. Building Lift (CP291)	T1/11/22	Non Cash Item	90,000			(7,248,888)
Minor Capital Works (CP182)	T1/11/22	Non Cash Item	(90,000)			(7,248,888)
			0	15,318,368	(22,567,256)	(7,248,888)