

CITY OF ARMADALE

MINUTES

OF THE CORPORATE SERVICES COMMITTEE HELD IN THE COMMITTEE ROOM, ADMINISTRATION CENTRE, 7 ORCHARD AVENUE, ARMADALE ON TUESDAY, 19 MARCH 2024 AT 7.00PM.

PRESENT:

Cr S J Mosey (Chair)
Cr M J Hancock
Cr J Joy
Cr L Sargeson
Cr G J Smith
Cr S S Virk

APOLOGIES:

Cr Silver (Leave of Absence) – *Deputy to Cr Virk*
Cr S Stoneham (Leave of Absence) – *Deputy to Cr Mosey*
Cr S Peter JP (Deputy Chair)

OBSERVERS:

Nil.

IN ATTENDANCE:

Ms J Abbiss	Chief Executive Officer
Mr J Lyon	Executive Director Corporate Services
Mr P Sanders	Executive Director Development Services (<i>Teams</i>)
Mr M Andrews	Executive Director Technical Services
Ms S van Aswegen	Executive Director Community Services (<i>Teams</i>)
Mr M Hnatojko	Executive Manager Corporate Services
Ms R Bobrowski	ERP Program Manager
Mrs A Owen-Brown	Executive Assistant Corporate Services

PUBLIC:

Nil.

“For details of Councillor Membership on this Committee, please refer to the City’s website – www.armadale.wa.gov.au/mayor-councillors-and-wards.”

DISCLAIMER

The Disclaimer for protecting Councillors and staff from liability of information and advice given at Committee meetings was not read as there were no members of the public present.

DECLARATION OF MEMBERS' INTERESTS

Nil.

QUESTION TIME

Nil.

DEPUTATION

Nil.

CONFIRMATION OF MINUTES

RECOMMEND

Minutes of the Corporate Services Committee Meeting held on 20 February 2024 be confirmed.

**Moved Cr L Sargeson
MOTION CARRIED**

(6/0)

ITEMS REFERRED FROM INFORMATION BULLETIN

Items in Issue No.3

Progress Report

Progress Report on Contingency, Operational & Strategic Projects

Outstanding Matters & Information Items

Report on Outstanding Matters – Corporate Services Committee

Economic Development

Tourism & Visitor Centre Report

Report of the Common Seal

No items were raised for further investigation or report.

CONTENTS

CORPORATE SERVICES COMMITTEE

19 MARCH 2024

1. FINANCIAL MANAGEMENT & PLANNING	
1.1 LIST OF ACCOUNTS PAID - JANUARY 2024.....	4
1.2 **STATEMENT OF FINANCIAL ACTIVITY - JANUARY 2024.....	7
1.3 **REVIEW OF 2023/24 ANNUAL BUDGET	13
2. GOVERNANCE & ADMINISTRATION	
2.1 EVALUATION RECOMMENDATION REPORT - RFQ 6/24: MICROSOFT ENTERPRISE AGREEMENT	26
3. MISCELLANEOUS	
3.1 ONECOUNCIL PROGRAM - PHASE 2 IMPLEMENTATION.....	29
3.2 2024 NATIONAL GROWTH AREAS ALLIANCE (NGAA) NATIONAL CONGRESS, 29-31 MAY	38
3.3 COMMITTEE ROOM - IT SET UP (REFERRAL ITEM)	42
4. COUNCILLORS' ITEMS	
NIL.	43
5. CHIEF EXECUTIVE OFFICER'S REPORT	
NIL.	43
6. EXECUTIVE DIRECTOR'S REPORT	
NIL.	43
SUMMARY OF ATTACHMENTS	44

1.1 - LIST OF ACCOUNTS PAID - JANUARY 2024

WARD : ALL
FILE No. : M/72/24
DATE : November 2023
REF : MH
RESPONSIBLE : Executive Director
MANAGER : Corporate Services

In Brief:

- The report presents, pursuant to Regulation 13(1), (2) and (3) and 13A (1) and (2) of the *Local Government (Financial Management) Regulations 1996*, the List of Accounts paid for the period 1 January to 31 January 2024 as well as the credit card and fuel card statements for the month of January 2024.

Tabled Items

Nil.

Decision Type

- Legislative** The decision relates to general local government legislative functions such as adopting/changing local laws, town planning schemes, rates exemptions, City policies and delegations etc.
- Executive** The decision relates to the direction setting and oversight role of Council.
- Quasi-judicial** The decision directly affects a person's rights or interests and requires Councillors at the time of making the decision to adhere to the principles of natural justice.

Officer Interest Declaration

Nil.

Strategic Implications

4. Leadership
- 4.3 Financial Sustainability
- 4.3.2 Undertake active financial management to ensure that the annual budget is achieved and any variances are promptly identified and addressed.

Legal Implications

Section 6.10 (d) of the *Local Government Act 1995* refers, ie.

6.10 Financial management regulations

Regulations may provide for —

- (d) *the general management of, and the authorisation of payments out of —*
 - (i) *the municipal fund; and*
 - (ii) *the trust fund, of a local government.*

Regulation 13(1), (2) & (3) and 13A (1) and (2) of the *Local Government (Financial Management) Regulations 1996* refers, ie.

13. *Payments from municipal fund or trust fund by CEO, CEO's duties as to etc.*

- (1) *If the local government has delegated to the CEO the exercise of its power to make payments from the municipal fund or the trust fund, a list of accounts paid by the CEO is to be prepared each month showing for each account paid since the last such list was prepared —*
 - (a) *the payee's name;*
 - (b) *the amount of the payment;*
 - (c) *the date of the payment; and*
 - (d) *sufficient information to identify the transaction.*

- (2) *A list of accounts for approval to be paid is to be prepared each month showing -*
 - (a) *for each account which requires council authorization in that month —*
 - (i) *the payee's name; and*
 - (ii) *the amount of the payment; and*
 - (iii) *sufficient information to identify the transaction;*
 - and*
 - (b) *the date of the meeting of the Council to which the list is to be presented.*

- (3) *A list prepared under subregulation (1) or (2) is to be —*
 - (a) *presented to the Council at the next ordinary meeting of the Council after the list is prepared; and*
 - (b) *recorded in the minutes of that meeting.*

13A *Payments by employees via purchasing cards*¹

- (1) *If a local government has authorised an employee to use a credit, debit or other purchasing card, a list of payments made using the card must be prepared each month showing the following for each payment made since the last such list was prepared -*
 - (a) *the payee's name;*
 - (b) *the amount of the payment;*
 - (c) *the date of the payment; and*
 - (d) *sufficient information to identify the payment*

- (2) *A list prepared under subregulation (1) is to be —*
 - (a) *presented to the Council at the next ordinary meeting of the Council after the list is prepared; and*
 - (b) *recorded in the minutes of that meeting.*

¹ [Regulation 13A inserted: SL 2023/106 r. 6.]

Council Policy/Local Law Implications

Nil.

Budget/Financial Implications

All accounts paid have been duly incurred and authorised for payment as per approved purchasing and payment procedures.

Consultation

Nil.

BACKGROUND

Pursuant to Section 5.42 of the *Local Government Act 1995 (Delegation of some powers and duties to CEO)*, Council has resolved to delegate to the CEO (*Delegation Payment from Municipal and Trust Funds refers*) the exercise of its powers to make payments from the municipal and trust funds.

COMMENT

The List of Accounts paid for the period 1 January to 31 January 2024 is presented as an attachment to this report as well as the credit card statements for January 2024 and the monthly fuel card statements for the period ended 15 January 2024.

ATTACHMENTS

1. 1 Monthly Cheque and Credit Card Report - January 2024
2. 1 Monthly Fuel Card Transactions - Period Ending 15 January 2024

RECOMMEND

CS12/3/24

That Council note the List of Accounts paid as presented in the attachment to this report and summarised as follows:

Municipal Fund

Accounts paid totalling \$12,655,249.33 on cheque numbers 309 to 321, transactions 16070 to 16886 and Payrolls dated 7 January and 21 January 2024.

Credit Cards

Accounts paid totalling \$6,840.96 for the period ended 31 January 2024.

Fuel Cards

Accounts paid totalling \$5,170.42 for the month ended 15 January 2024.

Moved Cr M J Hancock

MOTION CARRIED

(6/0)

****1.2 - STATEMENT OF FINANCIAL ACTIVITY - JANUARY 2024**

WARD : ALL
FILE No. : M/73/24
DATE : 4 October 2023
REF : MH
RESPONSIBLE : Executive Director
MANAGER : Corporate Services

In Brief:

- This report presents the City's Monthly Financial Report for the seventh (7) month period ended 31 January 2024.
- This report recommends accepting the Financial Report for the seventh (7) month period ended 31 January 2024, noting there are reportable actual to budget material variances for the period.

Tabled Items

Nil.

Decision Type

- Legislative** The decision relates to general local government legislative functions such as adopting/changing local laws, town planning schemes, rates exemptions, City policies and delegations etc.
- Executive** The decision relates to the direction setting and oversight role of Council.
- Quasi-judicial** The decision directly affects a person's rights or interests and requires Councillors at the time of making the decision to adhere to the principles of natural justice.

Officer Interest Declaration

Nil.

Strategic Implications

4. Leadership
4.3 Financial Sustainability
4.3.2 Undertake active financial management to ensure that the annual budget is achieved and any variances are promptly identified and addressed.

Legal Implications

*Local Government Act 1995 – Part 6 – Division 3 – Reporting on Activities and Finance
Local Government (Financial Management) Regulations – Part 4 – Financial Reports.*

Local Government Act 1995 – s.6.11 Reserve accounts

- (1) Subject to subsection (5), where a local government wishes to set aside money for use for a purpose in a future financial year, it is to establish and maintain a reserve account for each such purpose.*
- (2) Subject to subsection (3), before a local government —*
 - (a) changes* the purpose of a reserve account; or*
 - (b) uses* the money in a reserve account for another purpose, it must give one month's local public notice of the proposed change of purpose or proposed use.*

** Absolute majority required.*
- (3) A local government is not required to give local public notice under subsection (2) -*
 - (a) where the change of purpose or of proposed use of money has been disclosed in the annual budget of the local government for that financial year; or*
 - (b) in such other circumstances as are prescribed.*
- (4) A change of purpose of, or use of money in, a reserve account is to be disclosed in the annual financial report for the year in which the change occurs.*
- (5) Regulations may prescribe the circumstances and the manner in which a local government may set aside money for use for a purpose in a future financial year without the requirement to establish and maintain a reserve account.*

Council Policy/Local Law Implications

Nil.

Budget/Financial Implications

The Statement of Financial Activity, as presented, refers and explains.

Consultation

Nil.

BACKGROUND

A local government is required to prepare a statement of financial activity reporting on the revenue and expenditure as set out in the annual budget for that month. The details in the statement are those as prescribed and the statement is to be reported to Council.

COMMENTS

Presented as an attachment this month, is the seventh monthly financial statement (presented in nature and type format) prepared from information posted in the OneCouncil system.

For the purposes of reporting other material variances from the Statement of Financial Activity, the following indicators, as resolved by Council, have been applied.

Revenue

Material variances are identified where, for the period being reported, the actual varies to the budget by an amount of (+) or (-) \$100,000 and in these instances an explanatory comment has been provided.

Expense

Material variances are identified where, for the period being reported, the actual varies to the budget by an amount of (+) or (-) \$100,000 and in these instances an explanatory comment has been provided.

For the purposes of explaining each Material Variance, a three part approach has been taken. The parts are:

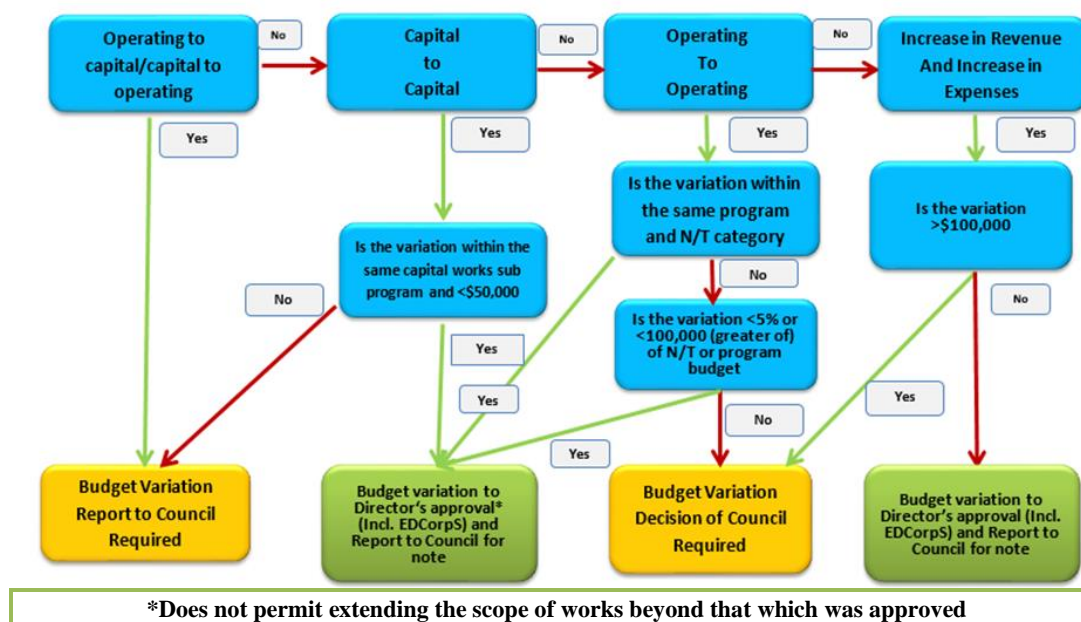
1. Period Variation
Relates specifically to the value of the Variance between the Budget and Actual figures for the period of the report.
2. Primary Reason
Explains the primary reasons for the period Variance. As the report is aimed at a higher level analysis, minor contributing factors are not reported.
3. Budget Impact
Forecasts the likely dollar impact on the Annual Budget position. It is important to note that figures in this part are 'indicative only' at the time of reporting, for circumstances may subsequently change.

At the 26 June 2023 Ordinary Meeting, Council adopted the Budget Variations Process Map which increased the Capital variation from \$40,000 to \$50,000 and the Operating to Operating from \$80,000 to \$100,000 to align with the adopted material variation threshold. Budget variations are presented to Council for authorisation by 'Absolute Majority' in circumstances where a forecast variation requires a movement from:

- Operating to Capital.
- Capital to Capital over \$50,000.
- Capital to Operating.
- Operating to Operating for amounts greater than 5% or \$100,000 (whichever is greater).



Budget Variation Process Map



The June 2023 decision of Council also permitted the Chief Executive Officer to amend a grant-funded capital works budget, if there was a corresponding increase in the grant funding.

The Chief Executive Officer is authorised to approve amendments to capital budgets that are fully funded by external sources and that require an increase cost, commensurate with an increase in funding, but do not necessarily change scope. This caters for circumstances where Developer Contribution Works (which are pre-approved by Council) can be varied in terms of timing of delivery, if required

DETAILS

Presented as an attachment is the Monthly Statement of Financial Activity for the seventh (7) month period ended 31 January 2024. The Monthly Statements are based on the model statements provided to the sector, which have been developed by Moore Australia, in conjunction with the Department of Local Government, Sport and Cultural Industries

Capital Carry Forward Program Update

Included in the monthly report as an attachment is the list of the capital carry forward program as at the end of January 2024. A status update is provided.

The monthly financials attachment has 3 new inclusions this month – Note 4b) breaking down the interest income into reserves and municipal, Note 13 which provides details of the status of Operating Grants Subsidies and Contributions and Note 14 which provides details of Capital Grants Subsidies and Contributions.

Notable Variations

The attachment to this report outlines Year to Date (YTD) performance against budget. Variations over the Council's material threshold are reported on page 6 of the financials attachment. Of note is the increase in depreciation following the completion of the infrastructure asset revaluation and expenditure being behind on budget as at Jan 31 in materials and contracts overall – Waste Services, Environment & Sustainability, Planning, Service Delivery and ICT. The annual budget review later in this agenda has concluded that the majority of this under expenditure will be spent prior to June 30.

Rates Debtors

Outstanding rate debtors over one year, greater than \$250 outstanding and without any form of payment arrangement is summarised below.

Jan-24		Non Pensioner						TOTAL	
		One Year		Two Years		Three + Years		TOTAL	
		#	\$	#	\$	#	\$	#	\$
ALL	Year One	520	701,565	189	415,131	295	669,080	1,004	1,785,776
ALL	Year Two				239,105		628,451		867,556
ALL	Year Three						1,058,489		1,058,489
TOTAL		520	701,565	189	654,236	295	2,356,020	1,004	3,711,821

Change from last month -100 -\$240,000 -20 -\$60,000 -17 -\$100,001 -137 -\$400,001

YTD Change -1,150 -\$1,578,480 -93 -\$338,376 -51 -\$303,380 -1,294 -\$2,220,236

Last month, Councillors were provided with a memo on the outstanding Rates Debtors \$10k and over pre 2019/20 [refer memorandum of advice dated 20 February 2024 and available on the Councillor Hub]. The memorandum outlined where the 97 properties in this category were located and at what stage of action and collection they were classified in. 51 of the 97 properties were classified as no Response which means they are not in current contact with the City.

The plan for collection of these largest and oldest rates debtors has commenced, with the recovery of rates guided by the Council's *Financial Assistance and Hardship* policy supported with advice from an external legal firm. Each property is in different stages of collection and will require specific follow up as per our rates collection policy.

Sundry Debtors

Sundry debtors have decreased to a total of \$2.0m at the end of January. With the exception of the Fines sent to the Fines Enforcement Registry, outstanding debts are followed up monthly by the respective City departments are escalated if the debt is not collected within the City's set terms and agreements.

The total of Sundry Debtors 120+days is \$0.99M of which:

- \$685k is with Fines Enforcement Registry for collection
- \$103k relate to Waste commercial customers, which is likely to be collected
- A further \$75k relate to Planning and Building debtors, which is also likely to be collected
- A number of community organisations make up the balance.

Separate to this report in the same agenda, the Annual Budget Review report proposes a number of budget amendments, revising the budget with a small surplus.

ATTACHMENTS

1. Monthly Financial Report - January 2024
2. Carry Forward Balances for the Monthly Financial Statements - January 2024

RECOMMEND

CS13/3/24

That Council:

1. Pursuant to Regulation 34 of the *Local Government (Financial Management) Regulations 1996* accept the Statement of Financial Activity for the seventh (7) month period ended 31 January 2024.
2. Note that there are reportable actual to budget material variances for the period and this report is preliminary only for the end of January 2024.

ABSOLUTE MAJORITY RESOLUTION REQUIRED

Moved Cr G J Smith
MOTION CARRIED

(6/0)

****1.3 - REVIEW OF 2023/24 ANNUAL BUDGET**

WARD : ALL
FILE No. : M/74/24
DATE : 16 February 2024
REF : MH
RESPONSIBLE : Executive Director
MANAGER : Corporate Services

In Brief:

- This Report presents a review of the 2023/24 Annual Budget based on actuals and commitments for the first eight months of the year and forecasts for the remainder of the financial year.
- The budget review has concluded with a \$37k budget surplus for the financial year FY24, which when added to the FY23 surplus of \$18k brought forward, yields a total end of year surplus of \$55k.
- Recommend that the Budget Review Report together with the budget amendment recommendations contained in the attachments, be approved.

Tabled Items

Nil.

Decision Type

- Legislative** The decision relates to general local government legislative functions such as adopting/changing local laws, town planning schemes, rates exemptions, City policies and delegations etc.
- Executive** The decision relates to the direction setting and oversight role of Council.
- Quasi-judicial** The decision directly affects a person's rights or interests and requires Councillors at the time of making the decision to adhere to the principles of natural justice.

Officer Interest Declaration

Nil.

Strategic Implications

4.3 Financial Sustainability

- 4.3.1 Prepare and implement short to long term financial plans.

Legal Implications

- *Local Government (Financial Management) Regulations 1996* – Review of Budget – Reg 33A
- *Local Government Act 1995* – Annual Budget – Section 6.8.

Council Policy/Local Law Implications

Nil.

Budget/Financial Implications

The FY24 Annual Budget Review has concluded that there is a \$37,260 surplus of municipal funds. This is additional to the surplus from FY23 of \$18,156, which was reported to Council in December last year.

The approach to the Annual Budget Review has been objective and conservative. The forecast surplus falls within the tolerable threshold of budget variances (ie. +/- 0.5% of the operating budget).

Consultation

- Executive Leadership Group (ELT).
- Organisational Management Team (OMT).

COMMENT

Prudent management of the City's Annual Budget includes a full review of the City's progress mid-way through the financial year.

In addition, Regulation 33A (updated 19 Oct 2023) of the *Local Government (Financial Management) Regulations 1996* states:

33A. Review of budget

(1) *Between 1 January and the last day of February in each financial year a local government is to carry out a review of its annual budget for that year.*

(2A) *The review of an annual budget for a financial year must —*

(a) *consider the local government's financial performance in the period beginning on 1 July and ending no earlier than 31 December in that financial year; and*

*(b) consider the local government's financial position as at the date of the review; and
(c) review the outcomes for the end of that financial year that are forecast in the budget;
and*

(d) include the following ----

states an amount, the estimated end-of-year amount for the item.

(2) The review of an annual budget for a financial year must be submitted to the council on or before 31 March in that financial year.

(3) A council is to consider a review submitted to it and is to determine whether or not to adopt the review, any parts of the review or any recommendations made in the review.*

**Absolute majority required.*

(4) Within 14 days after a council has made a determination, a copy of the review and determination is to be provided to the Department.

Presented as an Attachment is the Report titled "Review of Budget for the period ended 29 February 2024" presenting and explaining the Review process and findings.

Aspects to note about the attached Report are summarised as follows:

1. The Report, which has been prepared from estimates submitted by each of the Directorates and reviewed by the Management Executive, seeks to identify and quantify:
 - The forecast year-end major variances to the adopted budget with the sum of those variances to budget giving a forecast year-end surplus/deficit;
 - The Report then makes recommendation as to what action should be taken to address that change in year-end position.
2. The review process has been undertaken having regard for:
 - Actual revenues and expenses for the first eight (8) months together with committed expenses;
 - Forecast revenues and expenditures for the remaining four (4) months of the year;
 - The anticipated year-end carry forwards for works and projects that are forecast to be either in progress or yet to commence.
3. The review has been undertaken on a conservative basis. This approach increases the likelihood that at year end, revenues may be higher and expenses lower, resulting in a surplus.
4. The report follows the Model provided by Moore Australia and recommended by the Department of Local Government Sports and Cultural Industries (DLGSCI) in the Model Financial Statement guidance. This complies with the new requirements under Regulation 33A of the *Local Government (Financial Management) Regulations 1996* (the "Regulations"). It is a change from the report format previously provided to Council.

5. The review is the first following the implementation of the new chart of accounts in One Council. A section of the budget amendments required is the reclassification of amounts in individual business units to different accounts within the same business unit, as managers begin to finesse the new chart to aid their financial management.
6. For completeness, the proposed Budget Review amendments lists all items, some of which ordinarily would fall within the CEO's delegated authority to approve. In providing the full list, Council is advised of the full net impact of all the proposed amendments.

Overview

The FY24 Annual Budget Review has concluded that there is a \$37,260 surplus of municipal funds. This is additional to the surplus from FY23 of \$18,156, which was reported to Council in December last year. Therefore, the projected budget surplus for the end of this financial year is \$55,416.

In Attachment One, the budget variations are presented in a statutory format, based on the Budget Review model template endorsed by the DLGSCI to comply with the changes to Regulations. This format takes an analytical approach based on the nature and type of budget revenue and expenditure. The summary statement is reproduced below.

CITY OF ARMADALE
STATEMENT OF BUDGET REVIEW
FOR THE PERIOD ENDED 29 FEBRUARY 2024

		Budget v Actual			Estimated Year at End Amount (b)	Predicted Variance (a) - (b)	
Note	Adopted Budget	Updated Budget Estimates (a)	Year to Date Actual				
	\$	\$	\$	\$	\$		
OPERATING ACTIVITIES							
Revenue from operating activities							
General rates	4.1	82,518,271	82,518,271	82,915,455	82,968,271	450,000	▲
Rates excluding general rates	4.1	579,545	579,545	579,545	579,545	0	
Grants, subsidies and contributions	4.2	3,083,400	3,521,319	2,035,664	3,961,489	440,170	▲
Fees and charges	4.3	32,201,900	32,252,900	28,163,409	31,695,900	(567,000)	▼
Interest revenue	4.4	6,437,100	6,437,100	5,416,682	6,641,200	204,100	▲
Other revenue	4.4	19,000	258,918	231,488	258,918	0	
Profit on asset disposals	4.4	2,200	192,920	0	192,920	0	
		124,841,416	125,760,973	119,342,243	126,298,243	537,270	
Expenditure from operating activities							
Employee costs	4.5	(48,679,700)	(49,604,500)	(34,925,411)	(49,495,900)	108,600	▼
Materials and contracts	4.6	(50,736,600)	(50,547,782)	(23,801,590)	(47,183,982)	3,363,800	▼
Utility charges	4.7	(4,470,700)	(4,470,700)	(2,603,428)	(4,431,700)	39,000	▼
Depreciation	4.8	(27,698,000)	(27,698,000)	(22,413,509)	(33,547,560)	(5,849,560)	▲
Finance costs	4.9	(1,246,280)	(1,246,280)	(845,355)	(1,516,880)	(270,600)	▲
Insurance	4.9	(1,258,500)	(1,258,500)	(1,258,500)	(1,258,500)	0	
Other expenditure	4.10	(1,776,846)	(4,855,346)	(4,587,764)	(6,937,496)	(2,082,150)	▲
Loss on asset disposals	4.11	(950,800)	(994,210)	0	(1,036,410)	(42,200)	▲
		(136,817,426)	(140,675,318)	(90,435,557)	(145,408,428)	(4,733,110)	
Non-cash amounts excluded from operating activities	4.12	28,646,600	28,499,290	22,471,169	34,391,050	5,891,760	▲
Amount attributable to operating activities		16,670,590	13,584,945	51,377,855	15,280,865	1,695,920	
INVESTING ACTIVITIES							
Inflows from investing activities							
Capital grants, subsidies and contributions	4.12	4,268,600	15,489,391	5,572,441	15,489,391	0	
Proceeds from disposal of assets	4.13	703,300	1,548,300	0	1,575,300	27,000	▲
Developer Contribution Plans - Gifted Assets		30,000,000	30,000,000	0	0	0	
Developer Contribution Plans	4.13	1,837,000	2,168,080	0	2,168,080	0	
		36,808,900	49,205,771	5,572,441	19,232,771	27,000	
Outflows from investing activities							
Purchase of property, plant and equipment	4.14	(16,662,100)	(27,673,100)	(12,440,077)	(28,293,300)	(620,200)	▲
Purchase and construction of infrastructure	4.15	(13,994,200)	(30,447,246)	(7,601,415)	(30,617,746)	(170,500)	▲
Infrastructure - Gifted Assets		(30,000,000)	(30,000,000)	0	0	0	
		(60,656,300)	(88,120,346)	(20,041,492)	(58,911,046)	(790,700)	
Non-cash amounts excluded from investing activities	4.16	6,626,300	6,417,400	5,274,425	6,745,200	327,800	▲
Amount attributable to investing activities		(17,221,100)	(32,497,175)	(9,194,626)	(32,933,075)	(435,900)	
FINANCING ACTIVITIES							
Cash inflows from financing activities							
Proceeds from new borrowings	4.17	7,578,000	7,578,000	0	5,828,000	(1,750,000)	▼
Unspent Borrowings - prior years	4.18	0	2,939,000	1,027,596	3,847,000	908,000	▲
Transfers from reserve accounts	4.19	16,675,645	26,119,865	8,808,538	27,277,565	1,157,700	▲
		24,253,645	36,636,865	9,836,134	36,952,565	315,700	
Cash outflows from financing activities							
Payments for principal portion of lease liabilities	4.20	(1,427,500)	(1,427,500)	(843,722)	(1,272,160)	155,340	▼
Repayment of borrowings	4.19	(4,123,090)	(4,123,090)	(2,044,588)	(4,123,090)	0	
Transfers to reserve accounts	4.21	(25,191,045)	(25,291,045)	(8,817,812)	(26,984,845)	(1,693,800)	▲
		(30,741,635)	(30,841,635)	(11,706,122)	(32,380,095)	(1,538,460)	
Amount attributable to financing activities		(6,487,990)	5,795,230	(1,869,988)	4,572,470	(1,222,760)	
MOVEMENT IN SURPLUS OR DEFICIT							
Surplus or deficit at the start of the financial year	4.1	7,038,500	13,135,156	13,135,156	13,135,156	0	
Amount attributable to operating activities		16,670,590	13,584,945	51,377,855	15,280,865	1,695,920	
Amount attributable to investing activities		(17,221,100)	(32,497,175)	(9,194,626)	(32,933,075)	(435,900)	
Amount attributable to financing activities		(6,487,990)	5,795,230	(1,869,988)	4,572,470	(1,222,760)	
Surplus or deficit after imposition of general rates	3 (a), 4.22	0	18,156	53,448,397	55,416	37,260	▲

CITY OF ARMADALE
NOTES TO THE REVIEW OF THE ANNUAL BUDGET
FOR THE PERIOD ENDED 29 FEBRUARY 2024

4 PREDICTED VARIANCES		Variance
		\$
Revenue from operating activities		
4.1	General rates	450,000 ▲
	Increase in Interim rates levied during the period	450,000
4.2	Grants, subsidies and contributions	440,170 ▲
	Amendments to Direct Road Funding Grants	465,570
	Amendment to reflect Hiking Grant received	25,000
	Amendments to Financial Assistance Grants as per grant schedule	(70,400)
	Amendments to SERCUL Environmental Grant Monies	20,000
4.3	Fees and charges	(557,000) ▼
	Decrease in Waste Fees due to experienced and continued expected lower commercial tonnage	(740,000)
	Increase in Building Development applications to date and expected to end of financial year	150,000
	Increase in Health service fees experienced to date and expected to end of financial year	16,000
	Increase in Planning Fees from commercial/industrial development experienced to date and expected to end of financial year	8,000
	Increase in External Print production revenue for Communications and Engagement	14,000
	Decrease in Lease Income from Café at AFAC	(5,000)
4.4	Interest revenue	204,100 ▲
	Increase in interest earnings above budget, see also item 4.15 for additional DCP interest.	204,100
Expenditure from operating activities		
4.5	Employee costs	108,600 ▼
	Reduce One Council Project Salaries to align with the Phase 2 program over FY24; FY25; FY26	(226,000)
	Reduce ICT Employee Costs to reflect vacancies during the year	(450,000)
	Reallocate Civica Altitude Project costs from Materials and Contracts to Employee Costs for short term Project staff	500,000
	Increase in Employee Salaries due to the Recruitment of New staff for Piara Waters Library	50,000
	Increase in Staff Training & Development across various business areas	15,000
	Other increases in Employee costs	2,400
4.6	Materials and contracts	3,363,800 ▼
	Reallocation of AFAC budgets to M&C from utilities (see also item 4.7 below)	(39,000)
	Reallocation for the Civica project from M&C to Employee Costs of \$500,000.	500,000
	Increase budget for technical Landfill projects and modelling, funded from Waste reserve	(110,000)
	Decrease in ICT budget - Data Analysis, Cleansing, Migration forecast to occur mainly over FY25, reserve funded	680,000
	A number of ICT projects have been delivered at lower costs, or have been deferred. Corresponding increase in ICT reserve transfer of \$400,000 (see also item 4.20)	745,000
	Increase in Hiking Grant Money Expenditure (offset with Grant Received)	(25,000)
	Decrease budget provision for alternative disposal of waste expenses (due to availability of the Airspace in the landfill cell)	1,601,800
	Decrease in Budget for Digital Advertising	7,900
	Increase to Local Government Financial Support for SERCUL Coordinator	(20,000)
	Increase in Subscriptions and Consumables	(6,900)
	Decrease in Consultants and Subscriptions across business areas	30,000
	Reclassify in General Environmental Consultants to Specific projects	150,000
	Reclassify of General Environmental Consultants to Water Strategy Document	(50,000)
	Reclassify of General Environmental Consultants to Soil and Land Strategy Document	(50,000)
	Reclassify of General Environmental Consultants to Air Strategy Document	(50,000)
4.7	Utility charges	39,000 ▼
	Reallocation of AFAC budgets to M&C from utilities (see also item 4.6 above)	39,000
4.8	Depreciation	(5,849,560) ▲
	Increase in Budget required due to Revaluation of Assets	(6,004,900)
	Decrease in Budget due to Leasing depreciation amendments	155,340
4.9	Finance costs	(270,600) ▲
	Reclassification Bank Guarantee Charges from Other expenses to Finance Costs (see item 4.10)	(280,000)
	Decrease due to Leasing Adjustment	9,400
4.10	Other expenditure	(2,082,150) ▲
	Reclassification Bank Guarantee Charges from Other expenses to Finance Costs (see item 4.9)	280,000
	Increase in Waste levy budget to account for increased tonnage	(2,316,500)
	Increase in Electoral Commission charges for Council Election	(30,000)
	Increase in Community Donations and School Awards	(15,650)

Y OF ARMADALE

PRESENTS TO THE REVIEW OF THE ANNUAL BUDGET
FOR THE PERIOD ENDED 29 FEBRUARY 2024

PREDICTED VARIANCES	Variance
	\$
4.11 Loss on asset disposals	(42,200) ▲
Increase due to the book-value loss on sale of Water Cart and Trailer	(42,200)
4.12 Non-cash amounts excluded from operating activities	5,891,760 ▲
Increase in Depreciation (above)	5,849,560
Increase on Loss on Sale of Asset (above)	42,200
Inflows from investing activities	
4.13 Proceeds from disposal of assets	27,000 ▲
Sale Proceeds from Box Top Trailer, Water Truck	27,000
Outflows from investing activities	
4.14 Purchase of property, plant and equipment	(620,200) ▲
Purchase of Trailer - P&G Box top	(15,000)
Purchase of Hino 2628 500 Series Water Cart	(240,000)
Increase budget for Morgan Park Project (Lighting costs came in higher than budget, irrigation works to be delivered)	(350,000)
Work for Toilets at Shipwreck Park	(24,000)
Purchase of Electric Charging Stations (grant funded)	(40,000)
Reallocation of Minor Capital Works Budget to Electric Charging Stations	40,000
Reallocation of Minor Capital Works to AFL Netting Project at William Skeet Park and Springdale Park (infrastructure construction)	8,800
4.15 Purchase and construction of infrastructure	(170,500) ▲
Gas Flare Relocation at Landfill funded by Waste Reserve	(50,000)
Reallocation of Budgets for the Purchase of AFL Back Netting at William Skeet Park (\$75k) and Springdale Park (\$90k)	(165,000)
Additional Funding for Jull and Civic Space (Approved CS56/12/23)	(18,000)
Reallocation of Parks Budget for George Foster Reserve (\$18k) and Municipal Water Fountain (\$6.7k) to AFL Netting at William Skeet Park and Springdale Park	24,700
Reallocated savings on now completed Barossa Loop Skate Park to AFL Netting at William Skeet Park and Springdale Park	20,000
Reallocated savings on now completed Springdale Bushfire Station project to AFL Netting at William Skeet Park and Springdale Park	15,800
Reallocated savings on Bus Shelter projects to AFL Netting at William Skeet Park and Springdale Park	2,000
4.16 Non-cash amounts excluded from investing activities	327,800 ▲
Additional DCP Reserve Interest earned, increasing DCP Contracts Liability in <i>net current assets</i>	327,800
Cash inflows from financing activities	
4.17 Proceeds from new borrowings	(1,750,000) ▼
Alignment of the loan funds for One Council Phase 2 Program for the remaining part of FY24. See also item 4.17.	(1,750,000)
4.18 Unspent Borrowings - prior years	908,000 ▲
To recognise the unspent borrowings from FY23 for the One Council project. See also item 4.16.	908,000
4.19 Transfers from reserve accounts	1,157,700 ▲
Waste Reserve used to Fund Waste budget amendments	1,564,700
Waste Reserve used to Fund, Gas Flare Relocation at Landfill	50,000
Plant and Machinery Reserve to Fund Fleet Replacement	228,000
Funds for data analysis cleansing and migration FY24	250,000
Reduction in reserve transfer required, reflective of the saving on the Civica Project	(255,000)
Reduction in reserve transfer for data analysis, cleansing, migration. Project to occur in FY25	(680,000)
Cash outflows from financing activities	
4.20 Payments for principal portion of lease liabilities	155,340 ▼
Leasing Payments reduced to reflect expired leases for equipment.	155,340
4.21 Transfers to reserve accounts	(1,693,800) ▲
Transfer of Reserve Interest for Interest on cash backed Reserve funds	(1,293,800)
Transfer to Computer Systems Technologies Reserve for deferred ICT Projects (see also item 4.6)	(400,000)
4.22 Surplus or deficit after imposition of general rates	37,260 ▲

Councillors may be familiar with the previous approach taken to Budget Reviews, which provided City Directorate and Business Area perspectives. In this regard, Attachment Two provides that analysis at a summary and detailed level. It is supplementary to the main Budget Review report, which meets the statutory requirements of the Regulations.

The following commentary provides insight into Directorate and Business Area amendments.

Chief Executive's Office

Comprising mainly of budget reallocations within the CEO's remit, the net impact is zero.

Community Services

A number of line-item budgets are reallocated within the Armadale Aquatic and Fitness Centre budgets. Library services require advance funding of \$50,000 for staff recruitment and training for the new Piara Waters library.

Corporate Services

Corporate Services Information Communications Technology

Proposed amendments to the ICT Budget reflect ICT projects that have either been completed under budget, are in progress, or deferred. A number of amendments have a corresponding change to the reserve funding, the ICT Reserve being the main funding source adopted in the budget for a number of the projects.

In summary, those changes are:

- Data migration budget reduced by \$680,000 (reserve funded). The project will form part of the FY25 program, to analyse, cleanse and migrate data between the Civica Altitude, Content Manager and One Council Systems.
- Civica Altitude upgrade budget is reduced by \$255,000, representing savings in that project delivery. Note this project is reserve funded.
- Projects in progress total \$240,000 – Piara Waters library; RKBFB Station – IT/AV Equipment installation.
- Projects deferred total \$160,000 and emanate from the ICT Strategy.

These include the Information Management Strategy and Data Catalogue and Cyber Security Strategy. Note that the Information Security Framework (part of the Cyber Security Strategy) was completed during the year.

A report on Cyber Security initiatives is presented to the Audit Committee this month and a full progress report on the ICT Strategy implementation will be submitted to Council in June this year.

In addition to the above, the ICT salaries budget has been reduced by \$430,000, reflecting vacancies during the year.

Corporate Services One Council

The *OneCouncil* phase 2 Program Budget is the subject of a separate report to Council in this Committee Agenda. The program budget has been cash-flowed over the remaining period (Table 1), requiring an amendment to the current FY24 budget.

Table 1

Quarters	Q1 (2024)	Q2 (2024)	Q3 (2024)	Q4 (2024)	Q1 (2025)	Q2 (2025)	Q3 (2025)	Total Delivering the Program Tranches
Period	(Feb-Mar 24)	(Apr-Jun 24)	(Jul-Sep 24)	(Oct-Dec 24)	(Jan-Mar 25)	(Apr-Jun 25)	(Jul-Sep 25)	
Months	2	3	3	3	3	3	3	
OneCouncil Project	721,529	464,745	632,293	632,293	742,293	882,293	44,553	4,120,000
Loan Funding	(721,529)	(464,745)	(632,293)	(632,293)	(742,293)	(882,293)	(44,553)	(4,120,000)
Total	-	-	-	-	-	-	-	-
Data Analysis, Cleansing, Migration		250,000	250,000	250,000	140,000	-	-	890,000
ICT Reserve		(250,000)	(250,000)	(250,000)	(140,000)	-	-	(890,000)
Total	-	-	-	-	-	-	-	-

A budget amendment is required to:

- Reduce OneCouncil Expenses by \$226,000 in FY24 for unspent salaries.
- Utilise \$250,000 of the ICT Reserve for data analysis, cleansing and migration.
- Reduce the loan funding amount by \$844,000, reflecting the Phase 2 Program. Funds required in FY25.

Corporate Services Revenue: Rates, Fees and Charges

Higher than anticipated growth in new rateable properties, both residential and commercial results in an increase in interim rates of \$450,000.

Corporate Services Revenue: Interest Earnings

An adjustment is required to reflect the interest earnings and correct the allocations between municipal and reserve funds, resulting in a net amendment of \$532k.

	Net Amendments	Municipal Amendments	Reserve Amendments
Muni Interest	558,100	558,100	0
Reserve Interest	-26,200	-1,320,000	1,293,800
Net result	531,900	-761,900	1,293,800

Corporate Services Retained Surplus Reserve Funds (net transfers)

The budget review includes a number of transfers to and from reserves. In summary the proposed amendments to net reserve transfers are:

- *Increase* transfer from Waste Reserve (\$1,614,700)
- *Increase* transfer to (various) Reserves Interest \$1,293,800
- *Decrease* transfer from ICT \$1,085,000
- *Increase* transfer from Plant & Machinery (\$228,000)

Corporate Services Administration *Loans and Leases*

The budget provided for additional borrowings for the *OneCouncil* project of \$2M. This financial year, only \$1.18M is required.

Of the \$1.18M, \$908,000 is unspent borrowings from FY23, and so there is a category change between “New loans” and “Unspent Borrowings” in the Statement of Financial Activity and Financial Position.

Development Services

Reflective of development activity, revenue from fees and charges is higher than expected and amendments to the fees and charges budgets totalling \$171,600 are proposed.

Technical Services

Design Engineering & Parks: Funds reallocated to Environment Programs Strategy Review and to AFL nets

Environment & Sustainability

Funds allocated to Environment Programs Strategy Review – Water, Soil, Land and Air.

Waste Services

Three main changes are proposed for the Waste Services budget.

The first is the reduction in commercial tonnage revenue of \$740,000, as the City has conserved its air space. It is likely this air space will be sold in the future, generating revenue. Further, as a result, the allocation for the Alternate Waste disposal of \$1.6M – which was a contingency budget is not required.

Finally, the landfill levy also needs to be increased by \$2.3M, reflecting higher tonnages for increased waste and fill, with a portion potentially reclaimable through exemptions, where it relates to closure costs.

The additional Leachate Ponds works have also been included, which was considered by Council on 11 March 2024.

The net effect of these changes flow through the Waste Reserve.

Civils

The main change is recognition of a general purpose road grant received, which was not included the budget.

Capital Projects

The Budget Review allowed for a review of the in-progress major capital projects, one requiring additional funding – Morgan Park Lighting & Retic Works

Morgan Park Lighting & Retic Works

The budget for Morgan Park included allocations for the lighting and irrigation improvements at the venue. The lighting works tender came in higher than expected and utilized the project budget funding. Funding is therefore required for the irrigation works.

Other minor Capital Projects

A number of other minor capital projects are requiring additional funding over \$50k:

- Springdale Park AFL Back Nets \$90k
- William Skeet AFL Back Nets \$75k
- Waste Water Cart Truck \$215k
- Landfill Gas Flare Relocation \$50k

End of Financial Year Surpluses and Budget Funding

As reported in December 2023 (CS56/12/23), Council was advised of a \$748k year-end surplus subject to final audit. The audit has now been completed and there has been no changes to the year-end surplus. Council decided to increase the project budget for the Jull Street Mall landscape and lighting upgrade project by \$730k leaving \$18k to be considered as part of this annual budget review.

Summary

The culmination of the changes required from this report and the previous decisions of Council result in a small surplus of municipal funds of \$71k to the balanced budget position.

ATTACHMENTS

1. [Attachment One ABR for Corporate Services Committee 19 Mar Final](#)
2. [Attachment Two Pivot Table Extract for Council report](#)

RECOMMEND

CS14/3/24

That Council:

1. Pursuant to Regulation 33A of the *Local Government (Financial Management) Regulations 1996*, adopt the attached Report titled 'Review of Budget for the period ended 29 February 2024'.
2. Pursuant to section 6.8 of the *Local Government Act 1995*, authorise* the following amendments to the 2023/24 Annual Budget as presented and explained in Attachment 1 Report titled 'Review of Budget for the period ended 29 February 2024' and Attachment 2 Budget Amendment Details.

Budget Amendments	
Particulars	(\$)
Revenue (excl. Non Cash)	
<i>Increases</i>	
Increase in Interest from Cash	204,100
Increasing in Interim General Rating During the Year	450,000
Increase in Grants, Subsidies and Contributions	440,170
<i>Decreases</i>	
Decrease in Fees and Charges - Primarily Waste	(557,000)
Net Revenue Increase/(Decrease)	537,270
Operating Expense (excl Non Cash)	
<i>Increases</i>	
Reclassify Guarantee Fees from Other Expenditure to Finance Costs	(280,000)
Additional Funds for technical Landfill projects and modelling	(110,000)
Additional Funds for Staff Training	(17,400)
Additional Funds for Recruitment of Staff at Piara Waters Library	(50,000)
Additional Funds for Landfill Waste Levy	(2,316,500)
Additional Funds for Hiking Grant Expenditure	(25,000)
Additional Electoral Commission Costs	(30,000)
Additional Funds For Community Donations (including School Awards)	(15,650)
Reclassify of General Environmental Consultants to Water Strategy Document	(50,000)
Reclassify of General Environmental Consultants to Soil and Land Strategy Document	(50,000)
Reclassify of General Environmental Consultants to Air Strategy Document	(50,000)
AFAC Budget realignment from Utilities	(39,000)
Increase in SERCUL Environmental Co-Ordinator Grant Spending	(20,000)
Increase in Subscriptions and Consumables	(6,900)
<i>Decreases</i>	
Reclassify Guarantee Fees from Other Expenditure to Finance Costs	280,000
Reduction in ICT Budget for ERP Data Migration Consultants	680,000
Reduction in ICT Budget for Phase 2 Employee Expenses	226,000
Reduction in ICT Budget due to lower costs or allocated to other projects	1,195,000
Reduction for Landfill Airspace Charge	1,601,800
AFAC Budget realignment Utilities to Materials and Contracts	39,000
Reduction in Consultants and Subscriptions	30,000
Reduction on Funds for Leasing Amendment in Finance Costs	9,400
Reduction for Digital Advertising	7,900
Reduction in General Environmental Consulting to Specific projects (above)	150,000
Net Operating Expense (Increase)/Decrease	1,158,650

Budget Amendments	
Particulars	(\$)
Capital Expense	
<i>Increases</i>	
Additional Funding for Morgan Park Irrigation	(350,000)
Reallocation of Budgets for the Purchase of AFL Back Netting at Springdale Park	(90,000)
Reallocation of Budgets for the Purchase of AFL Back Netting at William Skeet Park	(75,000)
Additional Funding for Various Plant and Equipment Items	(255,000)
Reallocation to Specific Charging Station from Renewables Budget	(40,000)
Additional Funding for Jull and Civic Space (Approved CS56/12/23)	(18,000)
Additional Funding for Shipwreck Park Toilets	(24,000)
Additional Funding for Landfill Gas Flare Relocation	(50,000)
<i>Decreases</i>	
Reallocation of Renewals Budget to Specific Charging Station	40,000
Reallocation of Minor Capital Works to AFL Netting Project at William Skeet Park and Springdale Park (infrastructure construction)	8,800
Reallocated savings on Bus Shelter projects to AFL Netting at William Skeet Park and Springdale Park	2,000
Reallocated savings on now completed Barossa Loop Skate Park to AFL Netting at William Skeet Park and Springdale Park	20,000
Reallocation of Parks Budget for George Foster Reserve (\$18k) and Municipal Water Fountain (\$6.7k) to AFL Netting at William Skeet Park and Springdale Park	24,700
Reallocated savings on now completed Springdale Bushfire Station project to AFL Netting at William Skeet Park and Springdale Park	15,800
Proceeds from Sale of Assets (Trailer, Water Cart)	27,000
Net Capital Expense (Increase)/Decrease	(763,700)
Non-Operating Revenue/Expense	
<i>Increases</i>	
Leasing payment Amendments	155,340
Prior year unspent Borrowings - One Council Project Amendments	908,000
Transfer from Waste Management Reserve to Fund Gas Flare Relocation	50,000
Transfer from Waste Management Reserve to Fund Waste Operations	1,564,700
Transfer from Plant and Machinery Reserve to Fund Plant and Equipment Items	228,000
Transfer from ICT Reserve to Fund for data analysis cleansing and migration FY 24	250,000
<i>Decreases</i>	
Transfer of Interest related to Cash backed Reserve Funds	(1,293,800)
Alignment of the One Council loan funds remaining to the Phase 2 Program	(1,750,000)
Reduction in ICT Reserve due to Civica Project funds not required	(255,000)
Reduction in transfer from ICT reserve - ICT Projects data migration etc funds required FY25	(680,000)
Increase in Transfer to reserve for deferred ICT Projects	(400,000)
Net Non-Operating Revenue/Expense Increase/(Decrease)	(1,222,760)
Movement in Contract Liability	327,800
Net Budget Surplus/(Deficit)	37,260

3. Note the budget amendments in point 2 above increases the forecast year-end budget surplus by \$37,260, from \$18,156 to \$55,416.

ABSOLUTE MAJORITY RESOLUTION REQUIRED

Moved Cr J Joy
 MOTION CARRIED

(6/0)

2.1 - EVALUATION RECOMMENDATION REPORT - RFQ 6/24: MICROSOFT ENTERPRISE AGREEMENT

WARD : ALL
FILE No. : M/126/24
DATE : 8 March 2024
REF : SA/AO
RESPONSIBLE MANAGER : Executive Director
Corporate Services

In Brief:

- RFQ 6 of 2024 was recently advertised for Microsoft Enterprise Agreement.
- Three (3) compliant submissions were received by the specified closing time and evaluated against compliance and qualitative criteria.
- The report recommends that in regard to RFQ/6/24 for Microsoft Enterprise Agreement, Council adopt the recommendations detailed within Confidential Attachment 2.

Tabled Items

Nil.

Decision Type

- Legislative** The decision relates to general local government legislative functions such as adopting/changing local laws, town planning schemes, rates exemptions, City policies and delegations etc.
- Executive** The decision relates to the direction setting and oversight role of Council.
- Quasi-judicial** The decision directly affects a person's rights or interests and requires Councillors at the time of making the decision to adhere to the principles of natural justice.

Officer Interest Declaration

Nil.

Strategic Implications

- 2.3.3 Assets are to be effectively maintained in order to meet service levels throughout their life cycle
- 2.3.5 The City maintains its operational infrastructure to the most cost effective manner to sustain service delivery
- 4.1.2 Develop and maintain a comprehensive suite of strategies and plans to guide the City's delivery of infrastructure and services to the community.

Legal Implications

Assessment of legislation indicates that the following apply:

- Section 3.57 *Local Government Act 1995* – Tenders for providing goods or services
- Division 2 *Local Government (Functions and General) Regulations 1996* – Tenders for providing goods or services.

Council Policy/Local Law Implications

Assessment of Policy/Local Law indicates that the following are applicable:

- Council Policy ADM 19 – Procurement of Goods or Services

Budget/Financial Implications

The budget and financial implications of adopting the recommendation are detailed within Confidential Attachment 2.

Consultation

- Intra Directorate.

BACKGROUND

The City of Armadale is seeking a suitably qualified and resourced supplier to provide Microsoft licensing under the terms of the WALGA preferred supplier panel arrangement and as part of a Microsoft Enterprise Agreement.

DETAILS OF PROPOSAL

The Scope of Works requires the Contractor to provide Microsoft licensing under the terms of the relevant panel arrangement and as part of a Microsoft Enterprise Agreement. Initial licensing will include a selection of the products in the 'Price Schedule', but the Contract will provide for the procurement of additional Microsoft software licensing products as the licensing needs of the City change or the Microsoft product set changes.

COMMENT

Analysis

Tenders were received from:

	Tenderer's OR Respondent's Name
1.	Data #3
2.	Crayon Australia Pty Ltd
3.	Insight Enterprises Australia Pty Ltd

One (1) submission, were received after the close of deadline and in accordance with our request conditions was rejected. No non-conforming submissions were received.

Criteria	Weighting
Pricing	100%

Upon completion of the evaluation, final scores and pricing were entered into the Evaluation Matrix as shown in the Confidential Attachment 2, where a final analysis took place to determine the most suitable Tenderer.

CONCLUSION

The evaluation panel assessed the submissions and assessed each respondents pricing schedule. The evaluation panel recommends that the contract be awarded as per the recommendation detailed within Confidential Attachment 2 for a period of three (3) years.

ATTACHMENTS

1. Confidential Attachment 1 - Pricing Schedule - RFQ 6 of 2024 - Microsoft Enterprise Agreement - *This matter is considered to be confidential under Section 5.23(2) (c) of the Local Government Act, as the matter relates to a contract entered into or which may be entered into by the City of Armadale*
2. Confidential Attachment 2 - RFQ 6 of 2024 - Microsoft Enterprise Agreement - *This matter is considered to be confidential under Section 5.23(2) (c) of the Local Government Act, as the matter relates to a contract entered into or which may be entered into by the City of Armadale*

RECOMMEND

CS15/3/24

That Council, in regard to RFQ 6 of 2024 for Microsoft Enterprise Agreement, accept the recommendation detailed within Confidential Attachment 2 for a period of three (3) years.

Moved Cr L Sargeson

MOTION CARRIED

(6/0)

3.1 - ONECOUNCIL PROGRAM - PHASE 2 IMPLEMENTATION

WARD : ALL
FILE No. : M/109/24
DATE : 6 March 2024
REF : AO/RB
RESPONSIBLE MANAGER : Executive Director
Corporate Services

In Brief:

- This report presents an update of the implementation of the OneCouncil Program Phase 2.
- Recommend that Council note the report.

Tabled Items

Nil.

Decision Type

- Legislative** The decision relates to general local government legislative functions such as adopting/changing local laws, town planning schemes, rates exemptions, City policies and delegations etc.
- Executive** The decision relates to the direction setting and oversight role of Council.
- Quasi-judicial** The decision directly affects a person's rights or interests and requires Councillors at the time of making the decision to adhere to the principles of natural justice.

Officer Interest Declaration

Nil.

Strategic Implications

- 4.2.1.1 Implement the *OneCouncil* project for the replacement of the City's ERP in a timely and cost-effective manner

Legal Implications

Nil.

Council Policy/Local Law Implications

Nil.

Budget/Financial Implications

Council approved the *OneCouncil* Project Budget in July 2021, following a pause in the project due to the COVID Pandemic.

The budget adopted in July 2021 comprised:

Phase 1	\$2.23M
Phase 2	\$4.20M
TOTAL	\$6.43M

Project Funding was to be sourced from:

Loan Funds	\$6.12M
Reserve Funds	\$0.31M
TOTAL	\$6.43M

Phase 1 came within the \$2.23M budget, including the period for Hypercare. Phase 2 recently commenced in February, and is expected to conclude around September 2025.

The project funding for Phase 2 remains at \$4.2M of loan funds. Phase 2 is also supported by a separate data migration budget, funded from the ICT Reserve at \$890,000.

Consistent with the adopted resource and funding strategy, the Subject Matter Experts are also provided by the relevant business areas, funded by municipal funds.

Funds are provided for in the City's Long Term Financial Plan, which was recently reviewed and adopted by Council in February this year.

Consultation

- Executive Leadership Team.

BACKGROUND

Council reports of 21 May 2018, 20 August 2018, 19 August 2019, 13 April 2021 and 20 July 2021 refer.

The project was put on hold in March 2020 in response to the COVID 19 Pandemic, and the project team reassigned to fast track the implementation of Microsoft Office 365, Microsoft Teams, Work from Home and other IT related projects.

Council agreed to budget to recommence the *OneCouncil* project from July 2021, having received a report in April that year on the project status.

Phase 1 of the *OneCouncil* program was implemented a year later in July 2022, consisting of the following modules:

- Human Resources and Payroll
- Enterprise Content Management (Connected Content Only)
- Supply Chain Management
- Works Planning
- Enterprise Asset Management; and
- Financials.

An interim phase enabled a reconfiguration of the Chart of Accounts, configuration to meet the transition to the WA Industrial Relations system, and an upgrade to the system (version 2023B).

Phase 2 of the Program commenced in February 2024, and delivers nine additional modules including:

- Enterprise Budgeting
- Human Resources and Payroll – eRecruitment, Safety, Talent, Succession and Training Management *
- Enterprise Content Management
- Customer Request Management
- Property and Rating - Revenue, Cash Receipting, Planning and Development
- Contract Management
- Project Lifecycle Management
- Strategic Asset Management; and
- Performance Planning.

**Modules subject to review*

Council receives regular briefings on the *OneCouncil* project each month. This report provides an update on the Program and also responds to a CEO Key Performance Indicator to:

present to Council the Phase 2 program schedule and resourcing strategy for endorsement by March 2024.

DETAILS OF PROPOSAL

Planning

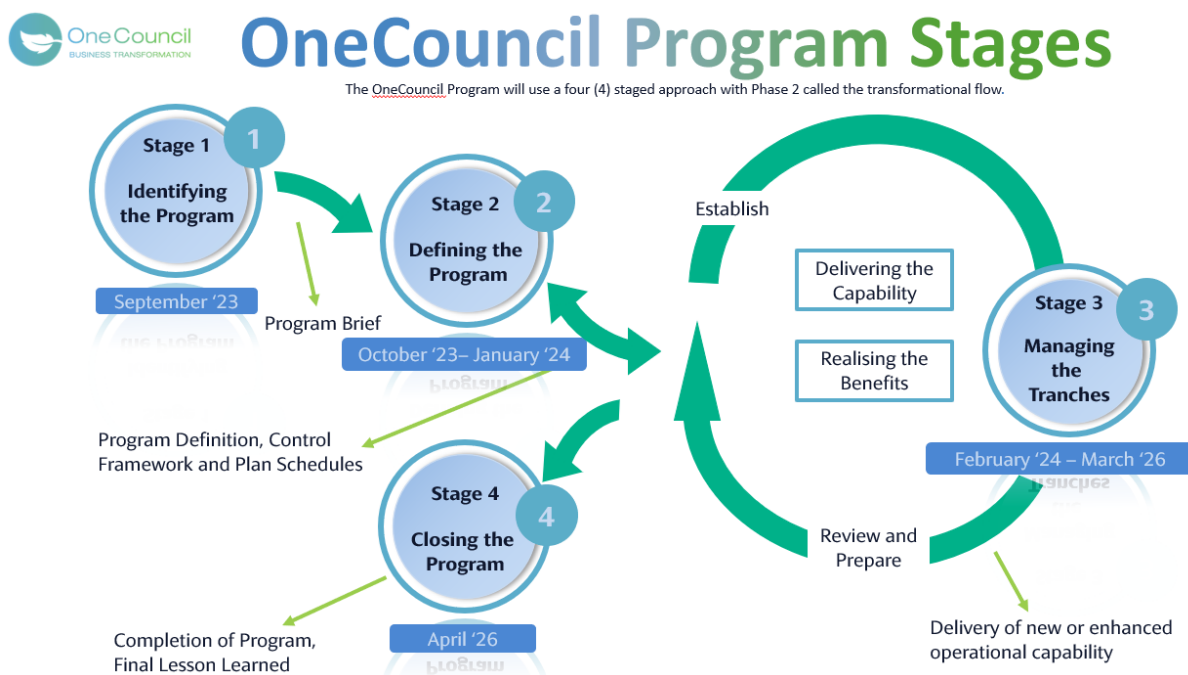
The developed *OneCouncil* Phase 2 program framework provides enhanced governance and management with a focus on delivering the capability and realising the benefits. There are therefore four (4) stages defined within the *OneCouncil* program framework:

1. Stage 1 – Identifying the Program
2. Stage 2 – Defining the Program
3. Stage 3 – Managing the Tranches
4. Stage 4 – Closing the Program

Program management is used to deliver transformational change, this is achieved through a series of iterative and integrated stages/processes called the transformational flow. The transformational flow stages/processes include:

1. **Identifying a Program.** Initial consideration of what the program has to achieve and whether there is a justification for it should be set out at a high level in the first instance.
2. **Defining a Program.** Defining the detail of the program and how it will be governed, allows for a firm basis upon which the program will achieve its objectives.
3. **Managing the Tranches.** This process describes the work which is to be carried out as the program progresses through its lifecycle.
 - i. **Delivering the Capability.** This process provides guidance on what is to be achieved in relation to successful project delivery.
 - ii. **Realising the Benefits.** This process describes what is required to transition project outputs into the business and how this will ultimately achieve the benefits required by the City.
4. **Closing the Program.** This process describes what is required to close the program successfully including ensuring that the business case and benefits have been achieved.

The adopted approach is detailed below with the transformational flow:



During the “Identifying the Program” stage a vision for the program was sought. The Program Manager engaged the business, in particular the Executive Leadership Team and the ‘Innovation’ culture group to provide suggestions for the program’s vision statement. Over 20 vision statements were provided and the Program Board settled on.

‘Leading the way in creating a smarter, convenient and more connected future for our community’

During the “Defining the Program” stage a number of strategies and plans were documented and approved to provide information on how the program is planned and will be governed, managed and delivered. The below diagram highlights the extent of planning which has gone into the *OneCouncil* Phase 2 Program.

OneCouncil Program Program Planning & Governance Deliverables

OneCouncil Phase 2 has adopted a Program approach.

These deliverables highlight the extent of identification and planning which has taken place to ensure the OneCouncil Program is prudent, uses a fit for purpose approach based upon Managing Successful Programs (MSP), and is setup for success.

Stage 1 – Identifying the Program

- Vision Statement
- Program Brief
- Program Preparation Plan – Stage 1
- DRIL (Decisions, Risks, Issues, Lessons)
- Stage Gate Report

Stage 2 – Defining the Program

- Program Governance Framework, Terms of Reference and Delegated Authorities
- Phase 2 Program Board established (PB)
- Program Roles & Responsibilities
- Program Resource Management Strategy
- Program Resource Management Plan
- Program Test Management Strategy

Stage 2 – Defining the Program cont.

- Program Training Management Strategy
- Program Risk Management Strategy
- Program Monitoring & Controlling Strategy
- Program Quality Management Plan
- Program Data Migration Strategy
- Program Data Migration Plan
- Program Issue Management Plan
- High Level Documented Tranches
- Program Schedule
- Projects Dossier
- Project Frameworks & Templates (PM, BA, Testing, Change)
- Project Schedules (RM,ECM,P&R)
- Program Budget
- Program Benefits Management Strategy
- Program Benefit Profiles
- Program Benefits Realisation Plan
- Program Stakeholder Management Strategy
- Program Stakeholder Impact Assessment & Map
- Program Stakeholder Engagement Plan
- Program Change & Communications Strategy
- Program Change & Communications Plan
- Program Preparation Plan – Stage 2
- Program Definition Document
- Stage Gate Report

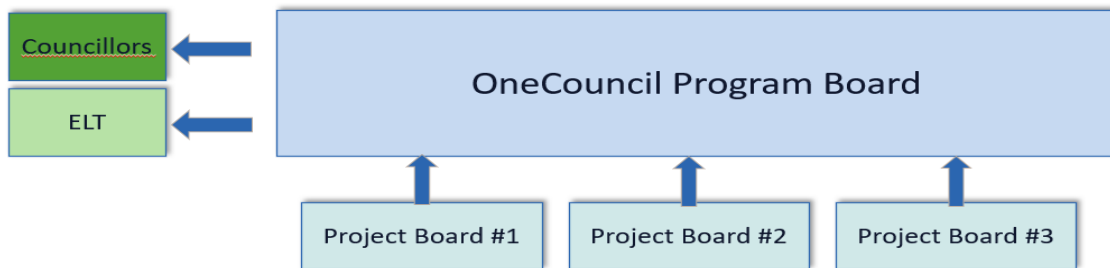
Governance

In order for the program to be successfully governed, a Program Governance Framework, Terms of Reference and Delegated Authorities were prepared. A Program Board was established to oversee the program and ensure that the program delivers on its agreed benefits. Whilst the Program Board briefs the Council it also briefs the Executive Leadership Team.



OneCouncil Program

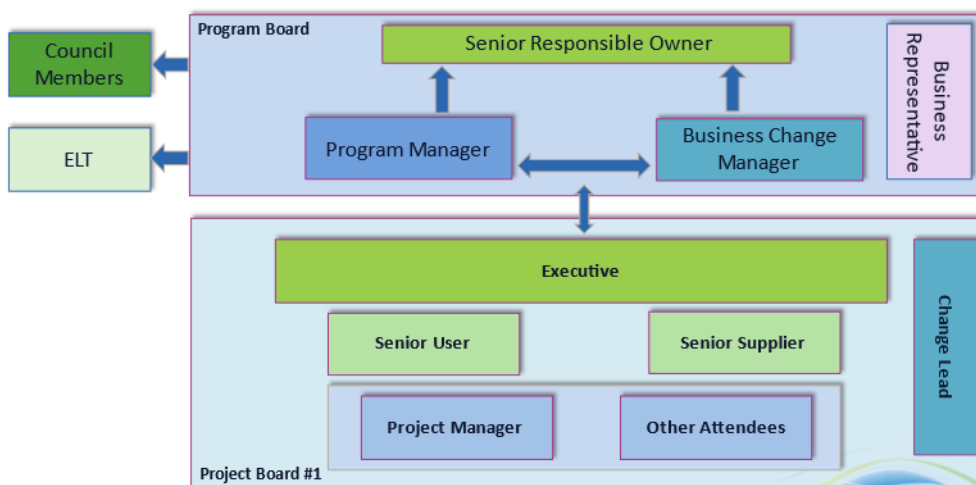
Governance Groups



Each active project also has its own Project Board which reports into the Program Board ensuring the Program Board is abreast of each active project’s status and the delivery of change and benefits into the business. The Project Board roles include an Executive, Senior User and Senior Supplier roles who will support and assist the project during its delivery ensuring risks and issues are being mitigated and managed and the project is delivering quality outputs to the planned schedule. The Project Boards are based upon a Prince2 framework which is also aligned to the City’s Project Management Framework.



OneCouncil Phase 2 Project Board



Timelines

There are nine projects to deliver within the program, with a number of complex projects highly dependent upon each other. The nine projects have been split into four tranches with dependent projects grouped together. Tranche 1 commenced on 14 February 2024.



Tranche Timelines



The projects defined in each tranche are as follows:



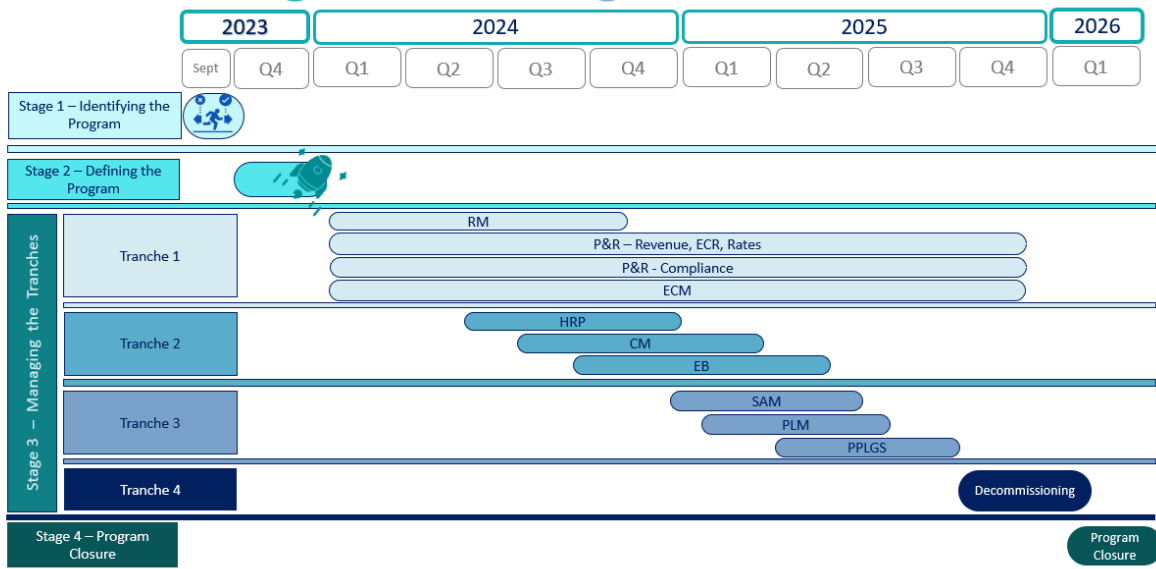
Tranche Projects



The high-level *OneCouncil* Phase 2 program timeline is displayed below, having been initiated in September 2023 and tranche 1 projects commencing in February 2024. The program closes in April 2026.



High-Level Program Schedule



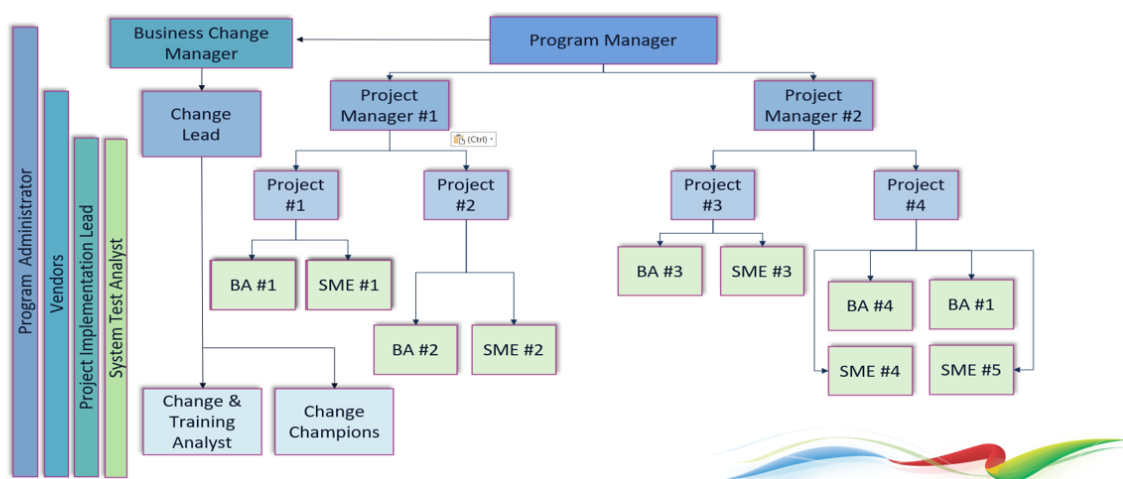
Resourcing

To deliver this large program successfully and with quality, human resources are required. The *OneCouncil* Program was planned and the organisational structure was built to suit, which entails many different and varied skilled resources. As multiple projects are being initiated at different times, Project Managers, the Project Implementation Lead, the System Test Analyst, Business Analysts and Change and Training resources will be working across multiple projects in different stages of their project lifecycle.



OneCouncil Program

Organisation Structure



Budget

The Phase 2 Program budget relies on the resources of TechnologyOne and the City’s Project Team, Data Migration contractors and support from the business areas in the form of Subject Matter Experts.

There have been two key learnings informing the Phase 2 Program resources and budget:

1. Data migration is a significant exercise, and capacity needs to be built in to understand, prepare, interface and migrate the City’s data.
2. Subject Matter Expertise from people working within the City’s business areas is essential to a successful implementation. Ensuring the roles are available, as required by the Phase 2 Program is a critical success factor.

Whilst the project funding for Phase 2 remains at \$4.2M of loan funds, Phase 2 is also supported by a separate data migration project to review, cleanse, prepare and develop the application programming interfaces (APIs) to migrate data between the Civica Authority and Content Manager systems and the One Council system. This is a substantial piece of work and is funded separately by the ICT Reserve, estimated at around \$890,000.

Quarters	Q1 (2024)	Q2 (2024)	Q3 (2024)	Q4 (2024)	Q1 (2025)	Q2 (2025)	Q3 (2025)	Total Delivering the Program Tranches
Period	(Feb-Mar 24)	(Apr-Jun 24)	(Jul-Sep 24)	(Oct-Dec 24)	(Jan-Mar 25)	(Apr-Jun 25)	(Jul-Sep 25)	
Months	2	3	3	3	3	3	3	
OneCouncil Project	721,529	464,745	632,293	632,293	742,293	882,293	44,553	4,120,000
Loan Funding	(721,529)	(464,745)	(632,293)	(632,293)	(742,293)	(882,293)	(44,553)	(4,120,000)
Total	-	-	-	-	-	-	-	-
Data Analysis, Cleansing, Migration		250,000	250,000	250,000	140,000	-	-	890,000
ICT Reserve		(250,000)	(250,000)	(250,000)	(140,000)	-	-	(890,000)
Total	-	-	-	-	-	-	-	-

Consistent with the adopted resource and funding strategy, the Subject Matter Experts are provided by the relevant business areas, funded by municipal funds.

OPTIONS

It is recommended that Council note the report and continues to receive monthly updates from the Program Manager.

Council may request further information if required.

Project on a Page infographics outlining the project lifecycle of each module are attached to this report.

ATTACHMENTS

1. [Project on a Page - OneCouncil Project](#)

RECOMMEND

CS16/3/24

That Council note the report and continues to receive monthly *OneCouncil* Project updates from the Program Manager.

Moved Cr M J Hancock
MOTION CARRIED

(6/0)

3.2 - 2024 NATIONAL GROWTH AREAS ALLIANCE (NGAA) NATIONAL CONGRESS, 29-31 MAY

WARD : ALL
FILE No. : M/106/24
DATE : 5 March 2024
REF : LP
RESPONSIBLE MANAGER : Chief Executive Officer

In Brief:

- NGAA’s National Congress will be held in Penrith NSW on 29-31 May 2024.
- The theme for this year’s Congress is “*Building Australia's Newest Cities: A Model for the New Wave of Growth*”. This national event will explore Australia’s newest cities, being built on the edges of greater metropolitan areas, around major new infrastructure, with place, productivity, innovation, and digital connectivity at their core.
- Recommend that Council nominates the Mayor to represent the City of Armadale at the 2024 NGAA National Congress. The CEO has approved the attendance of the City’s Manager Economic Development and Advocacy at this Congress.

Tabled Items

Nil.

Decision Type

- Legislative** The decision relates to general local government legislative functions such as adopting/changing local laws, town planning schemes, rates exemptions, City policies and delegations etc.
- Executive** The decision relates to the direction setting and oversight role of Council.
- Quasi-judicial** The decision directly affects a person’s rights or interests and requires Councillors at the time of making the decision to adhere to the principles of natural justice.

Officer Interest Declaration

Nil.

Strategic Implications

Outcome 3.1 – Increased Economic Growth, Job Creation and Retention, as well as Educational Opportunities

Objective 3.1.6 – Advocate for Federal and State government commitment and investment in the City’s industrial precincts and cultivate the strategic partnerships necessary for their successful development.

Objective 3.2.1 – Create and actively promote a positive image and identity for the City to position Armadale as a destination of choice for residents, businesses, investors and visitors.

Legal Implications

Based on historical knowledge of relevant legislation, there are no restrictions.

Council Policy/Local Law Implications

Elected Member and Chief Executive Officer Professional Development Policy.

Budget/Financial Implications

Allowances for Officer and Councillor attendance at conferences have been made within the 2024/25 Budget and Long Term Financial Plan Estimates.

Consultation

- Intra Directorate.

BACKGROUND

The City of Armadale actively participates in the National Growth Areas Alliance (NGAA) as a component of its Advocacy Priorities Strategy. The NGAA serves as the primary organisation for Local Governments situated in Australia's outer metropolitan growth regions, advocating to both State and Federal Governments regarding challenges and opportunities within these growth areas.

NGAA is a collaboration of twenty-one Councils across Australia whose areas are experiencing rapid growth. This organisation works with its members to advocate to State and Federal Governments. In addition, the NGAA works with industry and other stakeholders to advocate for infrastructure and services, highlighting the challenges and opportunities presented by rapid growth.

Furthermore, the City of Armadale participates as a member in both the NGAA's Economic Development and Advocacy *Policy Advisory Committees*, which serve as forums dedicated to shaping and influencing policy and decision-making processes in Australia. NGAA's Focus Areas for 2024 are:

- *Front of Mind for Federal Politicians*: NGAA is committed to being at the forefront of decision-makers' minds, advocating for the prioritisation of growth areas, particularly in securing essential funding.
- *Growing Awareness with Industry Organisations*: NGAA is dedicated to increasing awareness within industry organisations who work closely with Federal and State government. The aim is to be trusted partners, demonstrating extensive knowledge of the unique challenges faced by growth areas.
- *Strengthening Relationships with Members*: The primary goal is to build even stronger connections with NGAA member Councils.
- *Raising NGAA's Profile*: NGAA is determined to elevate the profile of NGAA across various media channels and stakeholders to showcase commitment to sustainable and resilient communities.

DETAILS OF PROPOSAL

NGAA Members are invited to join the 2024 National Congress in Penrith for an in-depth look into Building Australia's newest cities. In the midst of a housing crisis and with an ambitious national target of 1.2 million new homes within five years, the role of growth areas in the new urban landscape has never been more important.

The 2024 NGAA Congress will explore Australia's newest cities being built on the edges of greater metropolitan areas, around major new infrastructure, with place, productivity, innovation, and digital connectivity at their core. Congress Highlights will include:

- Western Sydney Airport Site Tour
- Keynote Speakers on new city governance, policy and design
- Political speakers
- NGAA Awards Dinner
- Panel discussions on creating resilient, liveable and thriving communities in our outer suburbs.
- Networking Opportunities with Mayors, CEOs and specialists from Australia's fast growing local government areas, politicians, and business partners in the development, planning and infrastructure industries.

Topics to be covered include:

- *New City Governance*: Learning from international examples as well as from our own experience. Reviewing processes, systems, and structures that help to facilitate genuine collaboration between all levels of government.
- *Future Policies*: Growth areas have suffered with policy frameworks not keeping up with the rate of growth, leading to infrastructure deficits. This topic explores new approaches to policy development that can lead to better outcomes for our communities. How do we need to approach policy development if we want to create resilient, liveable and thriving communities?

- *Future Design and Functionality:* What would a 20-minute urban centre look like? How can we turn our fastest-growing cities and suburbs into economically productive secondary CBDs? Topics discussed will include innovative approaches to urban design, the role private industry must play, and what a connected digital future looks like.

Program attached.

It is proposed that Council nominates the Mayor to represent the City of Armadale at the 2024 NGAA Congress held in Penrith NSW on 29-31 May 2024. The CEO has approved the attendance of the City's Manager Economic Development at this Congress.

CONCLUSION

The NGAA stands as an important advocacy network for our City, elevating awareness on the pressing needs of rapidly expanding local government areas particularly at the Federal level. With a mandate to represent over five million residents residing in Australia's burgeoning suburbs, the NGAA unites communities grappling with population growth rates that far exceed the national average, compounded by long-term under-investment in vital infrastructure.

Participation in the upcoming 2024 NGAA National Congress presents an opportunity for our City to forge stronger bonds with other rapidly-growing councils facing similar infrastructure challenges. Through this collaborative platform, our advocacy efforts will gain momentum, fostering invaluable knowledge exchange and mutual support among peers. This collective experience will not only empower our City to influence policy, but also to motivate increased funding allocations for essential public infrastructure projects for rapidly growing Councils.

Active engagement with the NGAA, particularly in the lead-up to the pivotal Federal and State Elections in 2025, positions our City at the forefront of decision-making processes and policy formulation. By leveraging our partnership with the NGAA, we have the opportunity to assert our impact in shaping a brighter future for our local community, ensuring that our infrastructure needs are met with the attention and resources they warrant.

ATTACHMENTS

1. [2024 NGAA Congress Program](#)

RECOMMEND

CS17/3/24

~~That Council nominate the Mayor to represent the City of Armadale at the National Growth Areas Alliance Congress to be held in Penrith, NSW on 29-31 May 2024.~~

That Council make no nomination for the attendance at the National Growth Areas Alliance Congress to be held in Penrith, NSW on 29-31 May 2024.

Moved Cr J Joy
MOTION CARRIED

Amended at the Ordinary
Council Meeting of 26
March 2024

(6/0)

3.3 - COMMITTEE ROOM - IT SET UP (REFERRAL ITEM)

At the Council meeting held on 26 February 2024, Cr K Busby referred the following matter to the Corporate Services Committee.

That the matter of a timeframe and as to what is needed to get the technology fixed in the Committee Room be referred to the Corporate Services Committee.

Comment from Cr K Busby

During the debate at Council on 26 February 2024, it was flagged that the technology for the Committee Room was not up to standard. I was also aware, as I was in that meeting that there were issues connecting an external attendee to the meeting via Teams.

Considering this is our main committee room and not the function room I would like to know what needs to be done and what is the timeframe to see it happen.

If we need funding or council approval, then I believe it is a priority that we look at this as an urgent item.

Officer Comment

In December, the City sought quotes on the upgrade of audio, microphone and visual equipment in the Committee Room. All elements of equipment require renewal to provide quality and reliability of the AV/Teams experience. This includes the cameras, microphones and Smart Screen.

Initiating the project was paused pending the Council's decision last month on its preferred Committee Meeting venue.

The City will now be proceeding with the works, expected to take around 6-8 weeks from initiation.

ATTACHMENTS

There are no attachments for this report.

RECOMMEND

CS18/3/24

That Council note the officer's comment.

**Moved Cr S J Mosey
MOTION CARRIED**

(6/0)

COUNCILLORS' ITEMS

Nil.

This refers to any brief updates from Councillors from their attendance at Working Group or Advisory Group meetings on which they represent Council.

CHIEF EXECUTIVE OFFICER'S REPORT

Nil.

EXECUTIVE DIRECTOR'S REPORT

Nil.

MEETING DECLARED CLOSED AT 7.31PM

CORPORATE SERVICES COMMITTEE		
SUMMARY OF ATTACHMENTS		
19 MARCH 2024		
ATT NO.	SUBJECT	PAGE
1.1 LIST OF ACCOUNTS PAID - JANUARY 2024		
1.1.1	Monthly Cheque and Credit Card Report - January 2024	45
1.1.2	Monthly Fuel Card Transactions - Period Ending 15 January 2024	66
1.2 STATEMENT OF FINANCIAL ACTIVITY - JANUARY 2024		
1.2.1	Monthly Financial Report - January 2024	67
1.2.2	Carry Forward Balances for the Monthly Financial Statements - January 2024	87
1.3 REVIEW OF 2023/24 ANNUAL BUDGET		
1.3.1	Attachment One ABR for Corporate Services Committee 19 Mar Final	89
1.3.2	Attachment Two Pivot Table Extract for Council report	108
3.1 ONECOUNCIL PROGRAM - PHASE 2 IMPLEMENTATION		
3.1.1	Project on a Page - OneCouncil Project	111
3.2 2024 NATIONAL GROWTH AREAS ALLIANCE (NGAA) NATIONAL CONGRESS, 29-31 MAY		
3.2.1	2024 NGAA Congress Program	120

Accounts Paid and Submitted to Ordinary Council Meeting on 19 March 2024

Payments made between 01-Jan-2024 and 31-Jan-2024

<i>Trans #</i>	<i>Date</i>	<i>Payee</i>	<i>Description</i>	<i>Amount</i>
016070	3/01/2024	Alinta Gas	Gas Charges	6,847.25
016071	3/01/2024	ALS Library Services Pty Ltd	Library Resources	1,187.49
016072	3/01/2024	Armadale Lock & Key Service	Padlocks and Restricted Keys - Various Locations	1,781.50
016073	3/01/2024	Armadale Kelmscott Self Storage	Storage Unit Rental A047 - December 2023	455.00
016074	3/01/2024	J Blackwood & Son Pty Ltd	Various Items - AFAC	642.68
016075	3/01/2024	Australia Post	City Views November 2023 Distribution	26,185.41
016076	3/01/2024	Beaver Tree Services Aust Pty Ltd	Tree Pruning and Mulching Services	15,409.90
016077	3/01/2024	BOC Gases Australia Limited	Medical Oxygen AFAC	53.54
016078	3/01/2024	Tanks for Hire	Hydration Trailer - CBC & CP 2023	704.00
016079	3/01/2024	Cornerstone Legal Pty Ltd	Legal Services	1,034.00
016080	3/01/2024	Dept of Local Govt, Sport & Cultural Industries	Standards Panel - 2022/23	211.20
016081	3/01/2024	Hays Personnel Services (Aust) Pty Ltd	Hire of Temporary Staff	28,329.45
016082	3/01/2024	P & G Body Builders Pty Ltd	Parts - P1514	253.00
016083	3/01/2024	Royal Lifesaving Society	WAW Resources	273.08
016084	3/01/2024	Shire of Serpentine-Jarrahdale	Photography Services	165.00
016085	3/01/2024	Telstra	Telephone Charges	46,771.30
016086	3/01/2024	Water Corporation	Hire of Standpipe - December 2023	22,450.43
016087	3/01/2024	Westbooks	Library Resources	1,026.21
016088	3/01/2024	Synergy Energy	Electricity Charges	133,563.13
016089	3/01/2024	Dept of Water & Environment Regulation	Roleystone Greenwaste Site	347.60
016090	3/01/2024	Onhold Magic Pty Ltd	Messages on Hold	163.89
016091	3/01/2024	Glenn Swift Entertainment	Santa Storytelling - Armadale Library	550.00
016092	3/01/2024	JB HIFI Group Pty Ltd (Armadale)	Computer Equipment	268.05
016093	3/01/2024	McLeods Barristers & Solicitors	Legal Services	4,875.45
016094	3/01/2024	Hot Cotton	Staff Uniforms	1,025.20
016095	3/01/2024	Blueprint Homes (WA) Pty Ltd	Refund Security Deposit	800.00
016096	3/01/2024	Ashmy Pty Ltd	Refund Security Deposit	400.00
016097	3/01/2024	Ventura Home Group Pty Ltd	Refund Security Deposit	800.00
016098	3/01/2024	J-Corp Pty Ltd - Homestart	Refund Security Deposit	800.00
016099	3/01/2024	Valvoline (Australia)	Fuels & Oils - Various Plant	9,297.64
016100	3/01/2024	Porter Consulting Engineers	Consultancy Services	10,573.75
016101	3/01/2024	Data #3 Limited	Adobe Acrobat Pro Licence	1,782.44
016102	3/01/2024	City of Armadale	Building Application Fees	1,665.30
016103	3/01/2024	Affordable Living Homes	Refund Security Deposit	800.00
016104	3/01/2024	Programmed Property Services Pty Ltd	Playground Maintenance Various Reserves	19,019.07
016105	3/01/2024	Beacon Equipment	Parts - P997	1,016.00
016106	3/01/2024	Forrest Road Fresh	Catering Various Events/Meetings	209.91
016107	3/01/2024	Sonic HealthPlus	Preplacement Medicals	1,449.80
016108	3/01/2024	Greenfield Gardening	Landscape Maintenance Landfill Site	8,220.33
016109	3/01/2024	Direct Trade Supplies Pty Ltd	Hand Sanitiser	990.00
016110	3/01/2024	Centrecare Corporate	EAP Sessions - November 2023	352.00
016111	3/01/2024	Big W	Christmas Decorations - Waste Services	185.15
016112	3/01/2024	C J Bell	Expenses Reimbursement	229.84
14/03/2024				Page 1 of 20

Accounts Paid and Submitted to Ordinary Council Meeting on 19 March 2024

Payments made between 01-Jan-2024 and 31-Jan-2024

<i>Trans #</i>	<i>Date</i>	<i>Payee</i>	<i>Description</i>	<i>Amount</i>
016113	3/01/2024	Neopost Australia Pty Ltd	Stationery	3,190.00
016114	3/01/2024	Horizon West Landscape & Irrigation	Fire Mitigation Works	108,828.19
016115	3/01/2024	Nestle Australia Ltd t/a Nespresso Australia	Parts	292.00
016116	3/01/2024	The Information Management Group Pty Ltd	Archival Storage & Supplies	5,039.34
016117	3/01/2024	Woodies Charcoal Chicken	Catering - EOY Depot Staff Function	751.20
016118	3/01/2024	Economic Development Australia Limited	Online Training	1,210.00
016119	3/01/2024	LFA First Response	First Aid Supplies - AFAC	753.97
016120	3/01/2024	Moore Educational Pty Ltd	Library Resources	632.50
016121	3/01/2024	PRF Industries Pty Ltd	Electrical Services - CBC & CP 2023	462.00
016122	3/01/2024	Capital Recycling	Remove Sweepings Depot - 01.12.23	5,583.60
016123	3/01/2024	Downings Electrical Service	Electrical Services	3,065.70
016124	3/01/2024	WA Structural Consulting Engineers P/L	AFL Barrier - Springdale Reserve	880.00
016125	3/01/2024	SCP Conservation And Land Management	Fencing - Lina Hart Reserve	528.00
016126	3/01/2024	Kennards Hire Pty Ltd	Hire of Equipment - AHG & PKR 2023	2,958.00
016127	3/01/2024	Great Lakes Community Resources Inc	Base/Mattress Collections Kerbside	12,358.50
016128	3/01/2024	Allstate Kerbing And Concrete	Kerbing Services - Various Locations	17,153.59
016129	3/01/2024	Quality Press	DFES Operational Consumables	1,833.70
016130	3/01/2024	Hi Tech Security WA Pty Ltd	Reinstate Access Control - AFAC CCTV	1,160.50
016131	3/01/2024	Security Management Australasia Pty Ltd	Repair CCTV Camera - Carpark	253.00
016132	3/01/2024	BJ Ball	Stationery	1,515.58
016133	3/01/2024	Bug Busters Pty Ltd	Pest Control - AFAC	473.00
016134	3/01/2024	LD&D Australia Pty Limited	Refreshments Admin Building	269.42
016135	3/01/2024	Spectur Limited	Rental/Monitoring CCTV Camera	993.30
016136	3/01/2024	Electek	Electrical Services - AFAC	7,337.26
016137	3/01/2024	Business Base	Office Furniture Fitout - RKBFBFS	12,396.25
016138	3/01/2024	Nightlife Music Pty Ltd	Nightlife Music Licence AFAC	407.00
016139	3/01/2024	PowerVac Pty Ltd	Parts - AFAC	349.60
016140	3/01/2024	Blue Zoo Holdings Pty LTD	Consultancy Services	1,064.80
016141	3/01/2024	Jackson McDonald Lawyers	Legal Services	495.00
016142	3/01/2024	Trillion Trees Australia	Gardening Products	6,817.13
016143	3/01/2024	Idom Maddington Pty Ltd	1 x Isuzu D Max 4x4 (New Item - Capital program)	46,770.90
016144	3/01/2024	WA Building Company	Refund Security Deposit	2,400.00
016145	3/01/2024	Southern Cross Protection Pty Ltd	Security Patrols and Alarm Responses	6,589.86
016146	3/01/2024	BCE Surveying Pty Ltd	Surveying Services	3,245.00
016147	3/01/2024	MDM Entertainment Pty Ltd	Library Resources	1,114.26
016148	3/01/2024	S J Rowe	Refund Access to Council Land	200.00
016149	3/01/2024	BrightMark Group Pty Ltd	Cleaning Consumables AFAC	1,483.96
016150	3/01/2024	ABM Landscaping	Reinstate Paving	1,419.00
016151	3/01/2024	Event Personnel Australia ATF EPA Trust	Event Crew - AHG & PKR 2023	5,306.13
016152	3/01/2024	Penske Australia	Parts P534/P535/P536	1,081.44
016153	3/01/2024	R Maritanu	Expenses Reimbursement	180.00
016154	3/01/2024	Vault Protective Security Services	Security Services AFAC	2,353.32
016155	3/01/2024	Robert Walters Pty Ltd	Hire of Temporary Staff	9,830.83
14/03/2024				Page 2 of 20

Accounts Paid and Submitted to Ordinary Council Meeting on 19 March 2024

Payments made between 01-Jan-2024 and 31-Jan-2024

<i>Trans #</i>	<i>Date</i>	<i>Payee</i>	<i>Description</i>	<i>Amount</i>
016156	3/01/2024	IRIS ID Pty Ltd	Sunscreen for Sunsqirt Machine- AFAC	1,317.50
016157	3/01/2024	Cat Welfare Society Inc t/a Cat Haven	Cat Collection Fee - November 2023	1,235.60
016158	3/01/2024	Ideal Homes Pty Ltd	Refund Security Deposit	800.00
016159	3/01/2024	ATC Work Smart INC	Hire of Trainee	236.94
016160	3/01/2024	Seven Sins Perth Hills	Gift Voucher	100.00
016161	3/01/2024	ATI-Mirage Training and Business Solutions	Staff Training	2,695.00
016162	3/01/2024	UGC Holdings Pty Ltd	Debris Removal	5,658.93
016163	3/01/2024	ChoiceOne Pty Ltd	Hire of Temporary Staff	5,429.29
016164	3/01/2024	Dale Christian Academy Limited	Refund Hall/Key/Reserve Bond	500.00
016165	3/01/2024	Classic Hire	Hire of Equipment	302.50
016166	3/01/2024	Examiner Newspapers (WA)	Advertising	880.00
016167	3/01/2024	4Park Pty Ltd t/a Forpark Australia	Park Furniture - Various Reserves	982.30
016168	3/01/2024	Jesson Flowers	Flowers - AFAC	94.00
016169	3/01/2024	Central West Refrigeration	Ice Machine and Service Water Coolers- AFAC	6,304.06
016170	3/01/2024	Wizard Pharmacy Kelmscott Stargate	Newspapers Kelmscott Library	76.00
016171	3/01/2024	Perquiro Consulting Pty Ltd	Consultancy Services	1,485.00
016172	3/01/2024	Focused Vision Consulting	Consultancy Services	15,508.08
016173	3/01/2024	Proline Contractors and Bensons	Remove Asbestos - Waterworks Road	478.50
016174	3/01/2024	Kyooya Designs	RAP Artwork	1,000.00
016175	3/01/2024	Total Eden trading as Nutrien Water	Irrigation Shed Stock - December 2023	25,594.85
016176	3/01/2024	WA Commercial Appliances	Service Gas Burner - AFAC Cafe	819.50
016177	3/01/2024	International Quadratics Pty Ltd	Wheelchair Access Parts - AFAC	1,727.00
016178	3/01/2024	Apex Co Pty Ltd	AFAC Cafe Furniture	4,067.00
016179	3/01/2024	Terra Firma Laboratories (WA)	Landfill Leachate Ponds Project	7,749.50
016180	3/01/2024	Australian HVAC Services	Repair Airconditioner	1,400.61
016181	3/01/2024	HART Sport Australia Pty Ltd	Sporting Equipment - AFAC	745.00
016182	3/01/2024	Flexi Staff Group Pty Ltd	Hire of Temporary Staff	1,873.99
016183	3/01/2024	Coolroom Hire WA	Hire of Cool Room Depot	380.00
016184	3/01/2024	The Royal Children's Hospital	Early Years Learning Event	2,241.25
016185	3/01/2024	David Ford	Expenses Reimbursement	178.35
016186	3/01/2024	Tori Delamere	Refund Overcharge Impounded Animal	63.00
016187	3/01/2024	Sadhna Sharma	Crossover Subsidy	400.00
016188	3/01/2024	Pratibha Patil	Crossover Subsidy	400.00
016189	3/01/2024	Clayton Thomas Adams	Refund Cooling Off Period	28.00
016190	3/01/2024	Leanne Nicole Jancey	Sporting Recreation and Development Donation	250.00
016191	3/01/2024	Jessica Pell (Western Heat)	Sporting Recreation and Development Donation	250.00
016192	3/01/2024	Vescon Australia Pty Ltd	Kerb Bond Refund	400.00
016193	3/01/2024	Anita Romeo	Refund - Trust Monies	200.00
016194	5/01/2024	Accidental Health & Safety-Perth	First Aid Supplies - Landfill Site	98.23
016195	5/01/2024	Alinta Gas	Gas Charges	803.60
016196	5/01/2024	Armadale Lock & Key Service	Handle Functions - Depot Meeting Room	322.50
016197	5/01/2024	Beaver Tree Services Aust Pty Ltd	Tree Pruning - Gwynne Park	1,182.50
016198	5/01/2024	Challis Liquor Store	Refreshments - EOY Function	342.59
14/03/2024				Page 3 of 20

Accounts Paid and Submitted to Ordinary Council Meeting on 19 March 2024

Payments made between 01-Jan-2024 and 31-Jan-2024

<i>Trans #</i>	<i>Date</i>	<i>Payee</i>	<i>Description</i>	<i>Amount</i>
016199	5/01/2024	Railway Avenue Vet Hospital	Animal Euthanasia - November 2023	1,006.55
016200	5/01/2024	Telstra	Telephone Charges	30.00
016201	5/01/2024	Total Packaging (WA) Pty Ltd	Cleaning Materials	4,290.00
016202	5/01/2024	Triple A Cleaning Co	Clean Windows John Dunn Pavilion	429.00
016203	5/01/2024	Water Corporation	Water Usage Charges	2,609.53
016204	5/01/2024	Synergy Energy	Electricity Charges	7,476.61
016205	5/01/2024	Bladon WA	Promotional Items	580.25
016206	5/01/2024	Office Line	Office Furniture - Armadale Library	3,762.00
016207	5/01/2024	St John Ambulance WA Ltd	Staff Training	439.95
016208	5/01/2024	Securepay Pty Ltd	WebPayments Pre Paid Plan	1,540.00
016209	5/01/2024	Sports Turf Technology Pty Ltd	Water Usage Report Various Reserves	385.00
016210	5/01/2024	Mackay Urban Design	Design Review Panel	687.50
016211	5/01/2024	Cr Ruth Butterfield	Councillors Allowances - Q/E 31.03.24	36,612.51
016212	5/01/2024	Voicedata Services Pty Ltd	Mitell Systems Support - November 2023	264.00
016213	5/01/2024	Dale Alcock Homes Pty Ltd	Refund Security Deposit	400.00
016214	5/01/2024	BSA Advanced Property Solutions (WA)	Investigate Airflow - Health Services	352.00
016215	5/01/2024	Porter Consulting Engineers	Consultancy Services	4,356.00
016216	5/01/2024	TJ Depiazzi & Sons	Softfall - Guerin Park	3,473.76
016217	5/01/2024	Natural Area Management & Services	Bate Park Living Steam Improvement	310,962.72
016218	5/01/2024	Cr Caroline Wielinga	Councillors Allowances - Q/E 31.03.24	9,148.95
016219	5/01/2024	Commercial Aquatics Australia	Repairs - AFAC	121.00
016220	5/01/2024	Beacon Equipment	Parts - Parks Minor Equipment	1,238.00
016221	5/01/2024	Sonic HealthPlus	Preplacement Medicals	1,314.50
016222	5/01/2024	Cr Kerry Busby	Councillors Allowances - Q/E 31.03.24	9,620.27
016223	5/01/2024	Better Pets and Gardens Kelmscott	Dog Food - Pound	171.80
016224	5/01/2024	Mastec Australia Pty Ltd	240L Bins Purchase	6,539.35
016225	5/01/2024	Dowsing Concrete	Construction of Concrete Crossovers	12,305.48
016226	5/01/2024	Mother Earth Gardening & Landscaping	Tree Audit - Urban Forrest	5,379.00
016227	5/01/2024	The Information Management Group Pty Ltd	Digitisation of Hardcopy Records	2,514.94
016228	5/01/2024	AlSCO Pty Ltd	Auto Air Freshener Dispenser	83.26
016229	5/01/2024	Animal Care Equipment & Services (Aust)	Catch Pole - Rangers	2,733.08
016230	5/01/2024	Datacom Systems (AU) Pty Ltd - WA Division	Microsoft Azure Overage - November 2023	6,820.11
016231	5/01/2024	Frontline Fire & Rescue Equipment	Parts - P637	1,901.50
016232	5/01/2024	E Fire & Safety	Install Evacuation Signs/Fire Equipment	1,138.50
016233	5/01/2024	Downings Electrical Service	Electrical Services	10,028.48
016234	5/01/2024	Cr Michelle Silver	Councillors Allowances - Q/E 31.03.24	9,293.87
016235	5/01/2024	SCP Conservation And Land Management	Gate Hinge - Wattle Dale Park	605.00
016236	5/01/2024	VALA Libraries Technology And The Future	Membership Renewal 2024	350.00
016237	5/01/2024	Hi Tech Security WA Pty Ltd	Repair Keypad - Roleystone Cricket Pavilion	110.00
016238	5/01/2024	Programmed Skilled Workforce	Hire of Temporary Staff	2,350.43
016239	5/01/2024	Cr Gary Smith	Councillors Allowances - Q/E 31.03.24	9,185.03
016240	5/01/2024	Bug Busters Pty Ltd	Install Exterra - Roleystone Seniors	3,118.30
016241	5/01/2024	LD&D Australia Pty Limited	Refreshments Depot	251.40
14/03/2024				Page 4 of 20

Accounts Paid and Submitted to Ordinary Council Meeting on 19 March 2024

Payments made between 01-Jan-2024 and 31-Jan-2024

<i>Trans #</i>	<i>Date</i>	<i>Payee</i>	<i>Description</i>	<i>Amount</i>
016242	5/01/2024	Kukri Australia Pty Ltd	Staff Uniforms - AFAC	2,343.00
016243	5/01/2024	Cr Shanavas Peter	Councillors Allowances - Q/E 31.03.24	9,199.22
016244	5/01/2024	Aussie Broadband Pty Ltd	NBN Services Various Sites	888.00
016245	5/01/2024	Define Creations	Constructed Drawings	5,070.00
016246	5/01/2024	Agrimate	Chainmesh Gate	3,877.50
016247	5/01/2024	JAE Contractors	Install Firebreak - 136 Third Avenue	1,320.00
016248	5/01/2024	Motorola Solutions Australia Pty Ltd	Hire of Equipment - AHG & PKR 2023	856.42
016249	5/01/2024	Hunt Architects Pty Ltd	Superintendent Services	7,084.00
016250	5/01/2024	Cr John Keogh	Councillors Allowances - Q/E 31.03.24	15,097.96
016251	5/01/2024	Cr Michael Hancock	Councillors Allowances - Q/E 31.03.24	9,539.90
016252	5/01/2024	Cr Paul Hetherington	Councillors Allowances - Q/E 31.03.24	9,231.57
016253	5/01/2024	Cr Scott Mosey	Councillors Allowances - Q/E 31.03.24	9,297.80
016254	5/01/2024	Cr Sartaj Virk	Councillors Allowances - Q/E 31.03.24	9,378.42
016255	5/01/2024	Back Beach Co Pty Ltd	Kiosk Sale Items	3,081.10
016256	5/01/2024	Cr Keyur Kamdar	Councillors Allowances - Q/E 31.03.24	9,312.83
016257	5/01/2024	Robert Walters Pty Ltd	Hire of Temporary Staff	1,715.42
016258	5/01/2024	Western Irrigation Pty Ltd	Service Bore Dosing Unit - Robot Park	715.00
016259	5/01/2024	Consultas Pty Ltd	Consultancy Services	1,650.00
016260	5/01/2024	Buffalo Solutions Pty Ltd	Staff Training	6,490.00
016261	5/01/2024	MonsterBall Amusement & Hire	Event Hire	275.00
016262	5/01/2024	Awesome Arts Australia Ltd	Events Sponsorship	27,500.00
016263	5/01/2024	Talent International Pty Ltd	Hire of Temporary Staff	19,768.78
016264	5/01/2024	Civil Engineering Assignments	Consultancy Services	1,000.00
016265	5/01/2024	Cleanaway Co Pty Ltd	Remove Empty Oil Containers	2,623.50
016266	5/01/2024	Total Eden trading as Nutrien Water	Irrigation Parts - Gwynne Park	774.58
016267	5/01/2024	WaivPay Ltd	Gift Cards - AFAC	1,235.40
016268	5/01/2024	Presido Consulting Pty Ltd	Consultancy Services	20,900.00
016269	5/01/2024	Civil Sciences and Engineering Pty Ltd	Alternate Treatment - Croyden Road	2,200.00
016270	5/01/2024	Terra Firma Laboratories (WA)	Geosynthetic Testing	2,530.00
016271	5/01/2024	Australian HVAC Services	Repair Airconditioner	2,159.08
016272	5/01/2024	Cr Sarah Stoneham	Councillors Allowances - Q/E 31.03.24	9,148.95
016273	5/01/2024	Cr Jiby Joy	Councillors Allowances - Q/E 31.03.24	9,148.95
016274	5/01/2024	John Robert Willis	Refund of Animal Registration	20.00
000309	10/01/2024	City of Armadale-History House	Petty Cash Recoup	179.70
016275	10/01/2024	ALS Library Services Pty Ltd	Library Resources	1,481.96
016276	10/01/2024	Armadale Lock & Key Service	Cylinder Reset Plug - Depot Pound	345.00
016277	10/01/2024	Armadale Newsagency	Newspapers Armadale Library	636.79
016278	10/01/2024	Armadale Gosnells Landcare Group	Ecological Restoration - Canning River	45,775.40
016279	10/01/2024	Australian Services Union	Australian Services Union Payroll Deductions	701.50
016280	10/01/2024	Beaver Tree Services Aust Pty Ltd	Tree Pruning and Mulching Services	52,176.85
016281	10/01/2024	Child Support Agency	Child Support Deduction Payroll Deductions	3,036.26
016282	10/01/2024	City of Armadale-Social Club	Social Club (employee) Payroll Deductions	315.00
016283	10/01/2024	Coca-Cola Amatil (Aust) Pty Ltd	Refreshments - Depot	333.85
14/03/2024				Page 5 of 20

Accounts Paid and Submitted to Ordinary Council Meeting on 19 March 2024

Payments made between 01-Jan-2024 and 31-Jan-2024

<i>Trans #</i>	<i>Date</i>	<i>Payee</i>	<i>Description</i>	<i>Amount</i>
016284	10/01/2024	Down Under Signs Pty Ltd	Signage - Depot Pound	338.92
016285	10/01/2024	Dept of Fire And Emergency Services	ESL Levy - 2023/24	90,717.90
016286	10/01/2024	LGRCEU	LGRCEU Payroll Deductions	449.62
016287	10/01/2024	Local Government Professionals Aust WA	Ignite Leadership Program	2,980.00
016288	10/01/2024	Downer EDI Works Limited	Asphalt Layed - Various Locations	158,604.32
016289	10/01/2024	WA Library Supplies	Library Resources	238.50
016290	10/01/2024	Water Corporation	Water Usage Charges	11.12
016291	10/01/2024	Wattleup Tractors	Parts - P463	463.44
016292	10/01/2024	Synergy Energy	Electricity Charges	1,247.49
016293	10/01/2024	Work Clobber	Protective Clothing	1,335.69
016294	10/01/2024	Southside Mitsubishi	1 x MR Triton GLX (New Item - Capital Program)	64,882.05
016295	10/01/2024	Gecko Contracting Turf & Landscaping	Hire of Traffic Controllers	10,689.80
016296	10/01/2024	Our Community	Funding Centre Subscription Renewal	400.00
016297	10/01/2024	Officeworks Business Direct	Stationery	857.00
016298	10/01/2024	Onhold Magic Pty Ltd	Messages on Hold - January 2024	110.00
016299	10/01/2024	Refresh Waters Pty Ltd	Refreshments	57.50
016300	10/01/2024	Hot Cotton	Protective Clothing	364.21
016301	10/01/2024	Blueprint Homes (WA) Pty Ltd	Refund Security Deposit	1,600.00
016302	10/01/2024	Modern Teaching Aids Pty Ltd	Program Resources - Champion Centre	824.84
016303	10/01/2024	SSB Pty Ltd	Refund Security Deposit	800.00
016304	10/01/2024	BGC Residential Pty Ltd	Refund Security Deposit	800.00
016305	10/01/2024	Valvoline (Australia)	Fuels & Oils - Various Plant	324.49
016306	10/01/2024	Waterlogic Australia Pty Ltd	Hire of Water Fountain Champion Centre	392.91
016307	10/01/2024	Programmed Property Services Pty Ltd	Grounds Maintenance AFAC - December 2023	5,626.50
016308	10/01/2024	Clever Patch Pty Ltd	IAS Program Resources	2,431.38
016309	10/01/2024	Superior Pak Pty Ltd	Parts - P1519	4,730.00
016310	10/01/2024	Beacon Equipment	Parts - P997	92.10
016311	10/01/2024	Imagesource Digital Solutions	Billboard Skins - Australia Day 2024	6,881.60
016312	10/01/2024	Safemaster Safety Products Pty Ltd	Recertification Height Safety Systems	4,075.50
016313	10/01/2024	Jones Lang Lasalle (WA) Pty Ltd	Electrical Services - Orchard House	16,446.55
016314	10/01/2024	Sonic HealthPlus	Preplacement Medical	366.30
016315	10/01/2024	Greenfield Gardening	Landscape Maintenance Landfill Site	6,646.23
016316	10/01/2024	Horizon West Landscape & Irrigation	Mulching - Champion Lakes	7,732.45
016317	10/01/2024	Vorgee Pty Ltd	Kiosk Retail Items	4,705.25
016318	10/01/2024	Mother Earth Gardening & Landscaping	Tree Planting - Depot Nursery	668.80
016319	10/01/2024	Quick Super	Superannuation Contributions - Payroll	308,922.94
016320	10/01/2024	Frontline Fire & Rescue Equipment	Safety Equipment	231.00
016321	10/01/2024	Artists Chronicle	Advertising - Armadale Hills Arts Trail	940.00
016322	10/01/2024	Access Technologies WA Pty Ltd	Repair Boom Gate - Landfill Site	454.30
016323	10/01/2024	Turf Care WA Pty Ltd	Fertiliser Application - Various Reserves	4,158.00
016324	10/01/2024	Workzone Pty Ltd	Gutter/Roof Cleaning AFAC	3,828.00
016325	10/01/2024	Capital Recycling	Concrete & Sand Removal - Depot	6,126.94
016326	10/01/2024	Bisht Pty Ltd	Newspapers Seville Grove Library	80.50
14/03/2024				Page 6 of 20

Accounts Paid and Submitted to Ordinary Council Meeting on 19 March 2024

Payments made between 01-Jan-2024 and 31-Jan-2024

<i>Trans #</i>	<i>Date</i>	<i>Payee</i>	<i>Description</i>	<i>Amount</i>
016327	10/01/2024	T Ferrier	Refurbish/Install Christmas Decorations	1,900.00
016328	10/01/2024	Stott & Hoare	Computer Equipment	19,250.00
016329	10/01/2024	Pivotel Satellite Pty Ltd	Telephone Charges	49.50
016330	10/01/2024	Hi Tech Security WA Pty Ltd	Check my CCTV Various Sites	6,778.75
016331	10/01/2024	Programmed Skilled Workforce	Hire of Temporary Staff	2,052.95
016332	10/01/2024	Ladelle Pty Ltd	Souvenirs - Armadale Visitors Centre	492.33
016333	10/01/2024	Bug Busters Pty Ltd	Pest Control - Drop n Shop	1,832.88
016334	10/01/2024	Oracle CMS	After Hours Phone Service	2,826.76
016335	10/01/2024	LD&D Australia Pty Limited	Refreshments Admin Building	289.85
016336	10/01/2024	Slavin Architects Pty Ltd	Structural Consultancy Services	618.75
016337	10/01/2024	Professional Cabling Services	Cabling Services - Orchard House	2,244.00
016338	10/01/2024	Trillion Trees Australia	Gardening Products	377.54
016339	10/01/2024	Qtm Pty Ltd	Hire of Traffic Controllers	8,261.39
016340	10/01/2024	Southern Educational Resources Pty Ltd	Library Resources	461.29
016341	10/01/2024	Subway Seville Grove	Catering Various Events/Meetings	450.00
016342	10/01/2024	Southern Cross Protection Pty Ltd	Security Alarm Responses AFAC	4,062.85
016343	10/01/2024	Kings Rd Construction Pty Ltd	Refund Security Deposit	800.00
016344	10/01/2024	Emerg Solutions Pty Ltd	Annual Licence Renewal RKVBFB & BVFBFB	275.00
016345	10/01/2024	Ailtire Pty Ltd T/A Ailtire Architects	Architectural Services	5,647.82
016346	10/01/2024	ATO PAYG	Tax Deductions - Payroll	594,792.00
016347	10/01/2024	Bridgestone Australia Ltd	Tyres - P591	424.16
016348	10/01/2024	Endeavour Homes WA Pty Ltd	Refund Security Deposit	1,200.00
016349	10/01/2024	Pirtek Canning Vale	Oil Bay Upgrade - Depot	8,480.70
016350	10/01/2024	Robert Walters Pty Ltd	Hire of Temporary Staff	16,452.78
016351	10/01/2024	Sword-Point College of Arms	Entertainment - AHG & PKR 2023	500.00
016352	10/01/2024	Ideal Homes Pty Ltd	Refund Security Deposit	400.00
016353	10/01/2024	GFG Temp Assist	Hire of Temporary Staff	20,289.50
016354	10/01/2024	Miracle Recreation Equipment	Repairs - Shipwreck Park	1,721.50
016355	10/01/2024	Harvey Norman AV/IT Armadale	Photo Paper	96.00
016356	10/01/2024	Celebration Homes	Refund Security Deposit	2,000.00
016357	10/01/2024	Classic Hire	Hire of Equipment John Dunn Pavilion	333.30
016358	10/01/2024	RMP Services Pty Ltd	Hire of Scissor Lift - 05.01.24	1,320.00
016359	10/01/2024	Metro Water Supply	Supply Water Landfill Site - 04.12.23	660.00
016360	10/01/2024	Eftsure Pty Ltd	EFTsure Software AP Payments Licence Fee	15,840.00
016361	10/01/2024	Peter Breese t/a West Australian Bersekers	Entertainment - AHG & PKR 2023	500.00
016362	10/01/2024	Vivian Lu	Professional Membership Reimbursement	837.00
016363	10/01/2024	Coby Halpin	Expenses Reimbursement	114.49
016364	10/01/2024	Avocados Restaurant & Reception Centre	Gift Voucher	100.00
016365	10/01/2024	Proline Contractors and Bensons	Remove Asbestos	1,347.50
016366	10/01/2024	Positive Salary Packaging	Payroll Deductions	5,158.68
016367	10/01/2024	Ironbark Group Pty. Ltd.	Consultancy Services	10,450.00
016368	10/01/2024	Key2creative Pty Ltd	Design Services	4,180.00
016369	10/01/2024	Fisher Research Pty Ltd	Plenary Speaker - Environment Event	220.00
14/03/2024				Page 7 of 20

Accounts Paid and Submitted to Ordinary Council Meeting on 19 March 2024

Payments made between 01-Jan-2024 and 31-Jan-2024

<i>Trans #</i>	<i>Date</i>	<i>Payee</i>	<i>Description</i>	<i>Amount</i>
016370	10/01/2024	Flexi Staff Group Pty Ltd	Hire of Temporary Staff	1,511.29
016371	10/01/2024	MinterEllison	Template Contract for Managers	1,683.00
016372	10/01/2024	Bearing Service Pty Ltd	Parts - P1518	67.68
016373	10/01/2024	Living Stone Foundation Inc T/AS Lifeline WA	Staff Training	6,534.00
016374	10/01/2024	Jordan Rhianna Caffery	Expenses Reimbursement	91.76
016375	10/01/2024	Cindee Della	Membership Cooling Off Period Refund	41.00
016376	10/01/2024	Christopher Gordon	Crossover Subsidy	400.00
016377	10/01/2024	Glenda Rae Huisman	Refund Overcharge Membership	28.00
016378	10/01/2024	R M Coleman	Rates Refund Credit Balance	126.17
016379	10/01/2024	Buildmark Pty Ltd	Kerb Bond Refund	400.00
016380	12/01/2024	Alinta Gas	Gas Charges	274.60
016381	12/01/2024	Armadale Lock & Key Service	Irrigation Cabinet - Morgan Park	463.00
016382	12/01/2024	Australian Services Union	Australian Services Union Payroll Deductions	693.50
016383	12/01/2024	Construction Training Fund	CTF Levy Collected - December 2023	26,473.41
016384	12/01/2024	Beaver Tree Services Aust Pty Ltd	Tree Pruning and Mulching Services	113,198.80
016385	12/01/2024	BOC Gases Australia Limited	Medical Oxygen AFAC	55.33
016386	12/01/2024	Browns Sweeping	Street Sweeping Various Sites	30,574.02
016387	12/01/2024	Child Support Agency	Child Support Deduction Payroll Deductions	3,438.57
016388	12/01/2024	City of Armadale-Social Club	Social Club (employee) Payroll Deductions	315.36
016389	12/01/2024	Dept Of Mines, Industry Regulation And Safety	BSL Levy Collected - December 2023	53,393.39
016390	12/01/2024	Gibbons Holden	Parts/Repairs - P2017	1,999.35
016391	12/01/2024	LGRCEU	LGRCEU Payroll Deductions	449.62
016392	12/01/2024	Ambius	Hire of Plants AFAC - January 2024	2,237.81
016393	12/01/2024	Veolia Recycling and Recovery Pty Ltd	Recycling Collections Various Locations	116,631.89
016394	12/01/2024	Synergy Energy	Electricity Charges	9,979.08
016395	12/01/2024	Bunnings Building Supplies Pty Ltd	Hardware Consumables	396.38
016396	12/01/2024	Seek Limited	Advertising - December 2023	1,633.78
016397	12/01/2024	Technology One Ltd	Consultancy Services	59,298.53
016398	12/01/2024	Panorama Arts-Armadale	Wooden Clock - Visitors Centre	75.00
016399	12/01/2024	Western Power Networks	Light Pole 139 Forrest Road MP205577	20,243.46
016400	12/01/2024	Superior Pak Pty Ltd	Parts - P1514	7,887.07
016401	12/01/2024	Commercial Aquatics Australia	Develop/Supply Written Scope for PLC - AFAC	13,865.50
016402	12/01/2024	Beacon Equipment	Parts - P997	55.90
016403	12/01/2024	Rent A Fence Pty Ltd	Hire of Fencing John Dunn Pavilion	742.50
016404	12/01/2024	Jandakot Smash Repair Centre	Insurance Excess - P1555	500.00
016405	12/01/2024	Sonic HealthPlus	Preplacement Medical	250.80
016406	12/01/2024	Better Pets and Gardens Kelmscott	Cat Food - Pound	27.50
016407	12/01/2024	Acurix Networks Pty Ltd	Public WIFI Access Various Sites	5,438.25
016408	12/01/2024	Dowsing Concrete	Construction of Concrete Crossovers	12,622.95
016409	12/01/2024	Mother Earth Gardening & Landscaping	Streetscapes Maintenance Wright Road	1,705.00
016410	12/01/2024	The Information Management Group Pty Ltd	Archival Storage & Supplies	1,504.73
016411	12/01/2024	Aveling Training & Consulting	Staff Training	80.00
016412	12/01/2024	Bennelongia Pty Ltd	Mosquito Identification - December 2023	1,472.63
14/03/2024				Page 8 of 20

Accounts Paid and Submitted to Ordinary Council Meeting on 19 March 2024

Payments made between 01-Jan-2024 and 31-Jan-2024

<i>Trans #</i>	<i>Date</i>	<i>Payee</i>	<i>Description</i>	<i>Amount</i>
016413	12/01/2024	Scott Printers Pty Ltd	Printing - Swim School Flyer	2,249.50
016414	12/01/2024	Bistel Construction Pty Ltd	Construction Works RKBFB	57,317.94
016415	12/01/2024	Skal International Perth	Membership Renewal 2024	250.00
016416	12/01/2024	Taylor to Suit	Stage Theming - CBC & CP 2023	1,471.25
016417	12/01/2024	Programmed Skilled Workforce	Hire of Temporary Staff	2,052.95
016418	12/01/2024	Graffiti Systems Australia	Remove Graffiti Various Locations	2,155.52
016419	12/01/2024	R M Walker	Expenses Reimbursement	200.50
016420	12/01/2024	Quicklee Express Transport & Distribution	Courier Services - December 2023	299.20
016421	12/01/2024	Trident Plastics (SA) Pty Ltd	Recycle Bins & Spare Parts	32,557.80
016422	12/01/2024	LD&D Australia Pty Limited	Refreshments Depot	78.25
016423	12/01/2024	Spectur Limited	Rental/Monitoring Security Camera	1,777.60
016424	12/01/2024	Belvista Properties	Rent/Outgoings Kelmscott Library	24,014.56
016425	12/01/2024	Rentokil Initial Pty Ltd	Sanitary Services AFAC	1,481.10
016426	12/01/2024	The Calapai Family Trust T/A Intellitrac	GPS Expenses Various Plant	1,856.80
016427	12/01/2024	Idom Maddington Pty Ltd	1 x Isuzu D-Max (Replacement Vehicle for P2037)	46,785.00
016428	12/01/2024	WA Building Company	Refund Security Deposit	400.00
016429	12/01/2024	MDM Entertainment Pty Ltd	Library Resources	203.94
016430	12/01/2024	Ailtire Pty Ltd T/A Ailtire Architects	Fireproofing Canteen Rangehood Duct	8,577.80
016431	12/01/2024	ATO PAYG	Tax Deductions - Payroll	400,027.00
016432	12/01/2024	Bridgestone Australia Ltd	Tyres - P2052	479.60
016433	12/01/2024	Penske Australia	Parts/Repairs - P537	2,907.65
016434	12/01/2024	Swan Group WA Pty Ltd	Construction Works Roleystone Theatre	189,920.83
016435	12/01/2024	Vault Protective Security Services	Security Services AFAC	577.50
016436	12/01/2024	ATC Work Smart INC	Hire of Trainee	236.94
016437	12/01/2024	Moray and Agnew	Legal Services	923.93
016438	12/01/2024	Sandy Taylor Digital Marketing	Website Maintenance - Armadale Visitors	660.00
016439	12/01/2024	Miracle Recreation Equipment	Parts - Playgrounds	264.00
016440	12/01/2024	Dell Financial Services Pty Ltd	Computer Equipment Leases	20,205.79
016441	12/01/2024	ATI-Mirage Training and Business Solutions	Staff Training	121.00
016442	12/01/2024	Eurotech Group Pty Ltd	Stationery	124.69
016443	12/01/2024	The Society for Creative Anachronism	Entertainment - AHG & PKR 2023	500.00
016444	12/01/2024	Triathlon Western Australia Inc	Sponsorship - Every Woman Triathlon	5,500.00
016445	12/01/2024	Hochico PTY LTD t/a Mild Bite	Catering - EOY Staff Function	1,360.00
016446	12/01/2024	Homebuyers Centre	Refund Security Deposit	800.00
016447	12/01/2024	Insurance Smash Repairs	Insurance Excess - P2022	500.00
016448	12/01/2024	Environmental Site Services (Aus) Pty Ltd	Air Monitoring - Landfill Site	21,230.00
016449	12/01/2024	Johanna Gertrinda Spaanderman	Souvenirs - Armadale Visitors Centre	150.00
016450	12/01/2024	Aluminium Glazing Solutions	Door Modifications - John Dunn Pavilion	1,916.20
016451	12/01/2024	Picnic Tables Hire & Sales Pty Ltd	Hire of Equipment - AHG & PKR 2023	5,289.90
016452	12/01/2024	Salomone Projects Pty Ltd T/As Tiles Expo	Stair Nosing - John Dunn Pavilion	508.20
016453	12/01/2024	Felicia Bradley	Security Incentive Scheme	200.00
016454	12/01/2024	Mars Partnership	Staff Recruitment Cost	16,678.73
000310	16/01/2024	City of Armadale	Staff Retirement Gift	240.00
14/03/2024				Page 9 of 20

Accounts Paid and Submitted to Ordinary Council Meeting on 19 March 2024

Payments made between 01-Jan-2024 and 31-Jan-2024

<i>Trans #</i>	<i>Date</i>	<i>Payee</i>	<i>Description</i>	<i>Amount</i>
000311	16/01/2024	City of Armadale	Various Consumables	500.00
000312	16/01/2024	City of Armadale	Consumables - Australia Day 2024	2,000.00
000313	16/01/2024	City of Armadale-Armadale Library	Petty Cash Recoup	220.40
000314	16/01/2024	City of Armadale-Visitors Centre	Petty Cash Recoup	261.10
000315	16/01/2024	City of Whittlesea	NGAA Membership Renewal 2023/24	24,010.80
000316	17/01/2024	City of Rockingham	Tip Fees Asbestos Dumping	332.50
000317	17/01/2024	City of Armadale	Councillor Service Award	1,800.00
000318	17/01/2024	City of Armadale	Conference Allowance	840.00
000319	17/01/2024	City of Armadale-BLSL	Petty Cash Recoup	173.85
016455	17/01/2024	Alinta Gas	Gas Charges	486.05
016456	17/01/2024	Armadale Lock & Key Service	Door Lock Works - RKVBFBS	947.00
016457	17/01/2024	Armadale Mower World	Parts	32.00
016458	17/01/2024	Australasian Performing Rights Association	OneMusic Licence Fee 01.1.24 - 31.03.24	4,249.82
016459	17/01/2024	Beaver Tree Services Aust Pty Ltd	Tree Pruning and Mulching Services	62,639.50
016460	17/01/2024	BOC Gases Australia Limited	Medical Oxygen AFAC	18.81
016461	17/01/2024	BP Australia Pty Ltd	Diesel Bulk Fuel Depot	39,871.07
016462	17/01/2024	Challis Liquor Store	Refreshments Staff Retirement	138.31
016463	17/01/2024	ColourPoint Print & Design	Printing - Waste Services	503.00
016464	17/01/2024	Landgate	Title Searches Planning - December 2023	30.50
016465	17/01/2024	Gibbons Holden	1 x Subaru Forester (Replacement Vehicle for P2011)	38,911.76
016466	17/01/2024	Hays Personnel Services (Aust) Pty Ltd	Hire of Temporary Staff	11,099.33
016467	17/01/2024	Range Ford	Service - P1936	609.00
016468	17/01/2024	Telstra	Telephone Charges	8,252.78
016469	17/01/2024	Water Corporation	Water Usage Charges	4,981.41
016470	17/01/2024	Wattleup Tractors	Parts - P43	190.97
016471	17/01/2024	Synergy Energy	Auxiliary Street Lighting Charges	26,098.93
016472	17/01/2024	Dept of Water & Environment Regulation	Landfill Levy Qtr Ending 31 December	1,607,991.21
016473	17/01/2024	Office Line	Office Furniture - PR	475.20
016474	17/01/2024	St John Ambulance WA Ltd	Service Defibrillators	1,904.85
016475	17/01/2024	John Hughes Group	Service - P2026	1,110.78
016476	17/01/2024	More4Less Mowing	Fire Hazard Reduction	6,597.91
016477	17/01/2024	Book Easy Pty Ltd	Bookeasy Booking Fee - November 2023	220.00
016478	17/01/2024	Hot Cotton	Protective Clothing	368.50
016479	17/01/2024	GCM Enviro Pty Ltd	Parts - P1502	4,724.98
016480	17/01/2024	Wren Oil	Admin & Compliance Fee - 08.12.23	16.50
016481	17/01/2024	BSA Advanced Property Solutions (WA)	Airconditioner - Minnawarra Bunker	6,407.94
016482	17/01/2024	SSB Pty Ltd	Refund Security Deposit	400.00
016483	17/01/2024	BGC Residential Pty Ltd	Refund Security Deposit	400.00
016484	17/01/2024	Valvoline (Australia)	Fuels & Oils - Various Plant	695.67
016485	17/01/2024	Nashtec Auto Electrics	Repairs - P1503	655.00
016486	17/01/2024	Data #3 Limited	Adobe Acrobat Pro Licence	218.69
016487	17/01/2024	Plan E	Consultancy Services	874.50
016488	17/01/2024	Programmed Property Services Pty Ltd	Repair Roof Leak - AFAC	3,710.22
14/03/2024				Page 10 of 20

Accounts Paid and Submitted to Ordinary Council Meeting on 19 March 2024

Payments made between 01-Jan-2024 and 31-Jan-2024

<i>Trans #</i>	<i>Date</i>	<i>Payee</i>	<i>Description</i>	<i>Amount</i>
016489	17/01/2024	Natural Area Management & Services	Living Stream Improvement	251,972.19
016490	17/01/2024	Trugrade Pty Ltd	Graffiti Removal Materials	1,738.00
016491	17/01/2024	Beacon Equipment	Parts - P997	1,004.65
016492	17/01/2024	Sonic HealthPlus	Preplacement Medicals	1,228.70
016493	17/01/2024	Dept of Planning, Lands & Heritage	Development Application Fee	12,006.00
016494	17/01/2024	Neopost Australia Pty Ltd	Stationery	154.00
016495	17/01/2024	Budget Rent a Car	Hire of Motor Vehicle	1,318.78
016496	17/01/2024	Dowsing Concrete	Construction of Concrete Crossovers	51,315.59
016497	17/01/2024	Woodies Charcoal Chicken	Catering - Landfill Xmas Function	236.65
016498	17/01/2024	Totally Workwear	Protective Clothing	1,160.40
016499	17/01/2024	Bennelongia Pty Ltd	Mosquito Treatment - Various Locations	9,238.85
016500	17/01/2024	Frontline Fire & Rescue Equipment	Parts - Brigades	2,266.29
016501	17/01/2024	Bistel Construction Pty Ltd	Construction Works RKBFB	22,098.46
016502	17/01/2024	Avantgarde Technologies Pty Ltd	Veeam Cloud Connect Offsite Storage	4,213.00
016503	17/01/2024	Access Technologies WA Pty Ltd	Repairs - Depot Cable Gate	333.74
016504	17/01/2024	E Fire & Safety	Repair Alarm - Armadale Arena	181.50
016505	17/01/2024	Fitzgerald Photo Imaging	RAP Artwork Digital Reproduction	1,330.65
016506	17/01/2024	TANKS2GO	Offhire, Transport & ULP Tank Changes	5,599.00
016507	17/01/2024	Hi Tech Security WA Pty Ltd	Electronic Door Strike	671.00
016508	17/01/2024	Programmed Skilled Workforce	Hire of Temporary Staff	7,973.66
016509	17/01/2024	Bridge42 Pty Ltd	Superintendent Services	8,250.00
016510	17/01/2024	Bug Busters Pty Ltd	Pest Control	275.00
016511	17/01/2024	Horizon West Landscape Constructions	Turf Planting Borello Park	550.00
016512	17/01/2024	LD&D Australia Pty Limited	Refreshments Admin Building	280.76
016513	17/01/2024	NewGround Water Services	Flow/Pressure Test Bore Pump	4,962.10
016514	17/01/2024	Spectur Limited	Rental/Monitoring Security Cameras	2,976.60
016515	17/01/2024	Bibliotheca Australia Pty Ltd	RFID Gates - Seville Grove Library	17,864.88
016516	17/01/2024	Jackson McDonald Lawyers	Legal Services	5,000.00
016517	17/01/2024	The Calapai Family Trust T/A Intellitrac	GPS Installation - P650	768.90
016518	17/01/2024	Perrott Painting Maintenance Contract Pty Ltd	Painting Services - AFAC UAT's	1,661.00
016519	17/01/2024	District Refrigeration & Airconditioning Pty Ltd	Degas Fridges/Freezers Landfill Site	984.50
016520	17/01/2024	Selectro Services	Repair SMS Module - AFAC Pool Plant Room	385.00
016521	17/01/2024	MCPBB Pty Ltd T/A Delstrat Earthmoving	Landfill Cover Materials	2,547.38
016522	17/01/2024	WA Building Company	Refund Security Deposit	400.00
016523	17/01/2024	Agrimate	Repair Fence - Westfield Scout Hall	3,540.90
016524	17/01/2024	Southern Cross Protection Pty Ltd	Security Alarm Responses AFAC	9,072.03
016525	17/01/2024	Kings Rd Construction Pty Ltd	Refund Security Deposit	400.00
016526	17/01/2024	JAE Contractors	Install Firebreaks	2,750.00
016527	17/01/2024	Greenlite Electrical Contractors Pty Ltd	Armadale Entry Statement Signage	19,314.14
016528	17/01/2024	Vault Protective Security Services	Security Services AFAC	2,106.23
016529	17/01/2024	Cr Michael Hancock	Reimbursement of Communications Costs	419.00
016530	17/01/2024	Norda Architects Pty Ltd	Consultancy Services - RKVBFBS	3,039.30
016531	17/01/2024	Robert Walters Pty Ltd	Hire of Temporary Staff	3,089.63
14/03/2024				Page 11 of 20

Accounts Paid and Submitted to Ordinary Council Meeting on 19 March 2024

Payments made between 01-Jan-2024 and 31-Jan-2024

<i>Trans #</i>	<i>Date</i>	<i>Payee</i>	<i>Description</i>	<i>Amount</i>
016532	17/01/2024	Perth Better Homes	Shade Sail - Greenlink Park	2,733.50
016533	17/01/2024	Ideal Homes Pty Ltd	Refund Security Deposit	800.00
016534	17/01/2024	GFG Temp Assist	Hire of Temporary Staff	8,877.83
016535	17/01/2024	WML Consultants Pty Ltd	Superintendent Services	2,483.80
016536	17/01/2024	Tidy Up	Collection of Dumped Rubbish	8,800.00
016537	17/01/2024	A Class Auto Electrical and Air Conditioning	Parts - P593	1,890.90
016538	17/01/2024	Dell Financial Services Pty Ltd	Computer Equipment Leases	1,666.80
016539	17/01/2024	Carrisa Pty Ltd t/a Zircon Projects Pty Ltd	Refund Security Deposit	400.00
016540	17/01/2024	UGC Holdings Pty Ltd	Environment Weed Control	33,172.03
016541	17/01/2024	Maitland Consulting Group Pty Ltd	Executive Staff Training	660.00
016542	17/01/2024	ChoiceOne Pty Ltd	Hire of Temporary Staff	3,582.87
016543	17/01/2024	Celebration Homes	Refund Security Deposit	400.00
016544	17/01/2024	Rosanne Case	Gatekeeper Roleystone Greenwaste Site	9,856.00
016545	17/01/2024	Simply Perthfect	Social Media Management	1,536.00
016546	17/01/2024	Finite Group APAC Pty Ltd	Hire of Temporary Staff	5,551.92
016547	17/01/2024	Authentic Security Pty Ltd	Banking Collections Admin	1,542.42
016548	17/01/2024	(A)POD Pty Ltd	Consultancy Services	18,926.13
016549	17/01/2024	Granicus Australia Pty Ltd	Engagement HQ Unlimited Licence	42,189.59
016550	17/01/2024	Homebuyers Centre	Refund Security Deposit	800.00
016551	17/01/2024	Western Environmental Pty Ltd	Asbestos Soil Assessment	19,508.37
016552	17/01/2024	Insurance Smash Repairs	Insurance Excess - P2001	500.00
016553	17/01/2024	Talent International Pty Ltd	Hire of Temporary Staff	18,603.82
016554	17/01/2024	Sand & Sea Australia	Kiosk Retail Items	500.00
016555	17/01/2024	Positive Salary Packaging	Payroll Deductions	5,158.68
016556	17/01/2024	Greenacres Turf Farm	Turfing Services - Shipwreck Park	6,789.00
016557	17/01/2024	Australian HVAC Services	Preventative Maintenance Various Sites	4,033.34
016558	17/01/2024	Shine Communications	Christmas Lights Trail Campaign	6,600.00
016559	17/01/2024	A & GM Louw	Souvenirs - Armadale Visitors Centre	270.00
016560	17/01/2024	Key2creative Pty Ltd	Annual Report Design	5,159.00
016561	17/01/2024	Safe Co T/A Safe Integrated Systems	Investigate SMS Alerts - AFAC	660.00
016562	17/01/2024	HART Sport Australia Pty Ltd	Resistance Bands - AFAC	92.90
016563	17/01/2024	Hazem Elshekhiby	Sporting Recreation and Development Donation	250.00
016564	17/01/2024	Donna Downing	Sporting Recreation and Development Donation	250.00
016565	17/01/2024	Sarah Pasznicki	Sporting Recreation and Development Donation	250.00
016566	17/01/2024	Katherine Cooper	Sporting Recreation and Development Donation	250.00
016567	17/01/2024	Michael Cannell	Sporting Recreation and Development Donation	250.00
016568	17/01/2024	Hazem Elshekhiby	Sporting Recreation and Development Donation	250.00
016569	17/01/2024	Coles Group Limited	Refund - Incorrect Payment	324.00
016570	17/01/2024	E C logan	Rates Refund Credit Balance	783.91
016571	17/01/2024	A Osip	Rates Refund Credit Balance	10,683.82
016572	19/01/2024	Armadale Lock & Key Service	Padlocks/Keys Cut - Various Sites	708.00
016573	19/01/2024	DORMA Australia Pty Ltd	Service Auto Doors - BVFBFS	1,936.00
016574	19/01/2024	Beaver Tree Services Aust Pty Ltd	Remedial Pruning - William Skeet Oval	26,723.09

14/03/2024

Page 12 of 20

Accounts Paid and Submitted to Ordinary Council Meeting on 19 March 2024

Payments made between 01-Jan-2024 and 31-Jan-2024

<i>Trans #</i>	<i>Date</i>	<i>Payee</i>	<i>Description</i>	<i>Amount</i>
016575	19/01/2024	Benara Nurseries	Gardening Products - Guerin Park	2,644.40
016576	19/01/2024	Ejan Communications	CB Radio - P1502	1,688.84
016577	19/01/2024	ERS Australia	Remove Oil Filters/Rags - Depot Workshop	379.50
016578	19/01/2024	Range Ford	1 x Ford Transit Van (Replacement Vehicle for P1936)	53,914.34
016579	19/01/2024	Royal Lifesaving Society	Wristbands - AFAC	1,078.00
016580	19/01/2024	Veolia Recycling and Recovery Pty Ltd	Waste Collections AFAC - November 2023	2,635.64
016581	19/01/2024	Sportsworld of WA	Aquatic Retail Stock	764.50
016582	19/01/2024	WALGA	Staff Training	929.50
016583	19/01/2024	Westbooks	Library Resources	830.49
016584	19/01/2024	Synergy Energy	Electricity Charges	11,540.87
016585	19/01/2024	Green Skills Inc	Hire of Temporary Staff	8,975.79
016586	19/01/2024	Kleenheat Gas Pty Ltd	Equipment Service Charge	941.36
016587	19/01/2024	Seek Limited	Advertising	897.33
016588	19/01/2024	Westzone Enterprises Pty Ltd	Electricity Charges	53,021.66
016589	19/01/2024	John Hughes Group	Parts/Repairs/Service - P2026	5,668.15
016590	19/01/2024	Serpentine Spring Water	Refreshments Landfill Site	328.50
016591	19/01/2024	IW Projects Pty Ltd	Consultancy Services	5,738.70
016592	19/01/2024	RSEA Pty Ltd	Protective Clothing	490.19
016593	19/01/2024	LGIS Liability	Insurance Premiums	128,469.00
016594	19/01/2024	MAIA Financial Pty Ltd	Gym Equipment Leases 01.01.24 - 31.03.24	39,384.65
016595	19/01/2024	Michael Page International	Hire of Temporary Staff	9,388.30
016596	19/01/2024	Quality Publishing Australia-QPA	Souvenirs - Armadale Visitors Centre	244.97
016597	19/01/2024	Programmed Property Services Pty Ltd	Repair/Alter Bench - AFAC	2,750.00
016598	19/01/2024	J-Corp Pty Ltd - Homestart	Refund Security Deposit	400.00
016599	19/01/2024	Jones Lang Lasalle (WA) Pty Ltd	Electrical Services Orchard House	1,284.57
016600	19/01/2024	Sonic HealthPlus	Preplacement Medicals	816.20
016601	19/01/2024	Asset Infrastructure Management Pty Ltd	Summary Assessment - MRRG Project Sites	2,750.00
016602	19/01/2024	Dowsing Concrete	Construction of Concrete Crossovers	13,775.03
016603	19/01/2024	Urbis Pty Ltd	Consultancy Services	1,925.00
016604	19/01/2024	AlSCO Pty Ltd	Anti Fatigue Mats Landfill Site	4,995.64
016605	19/01/2024	Seton Australia	Protective Clothing	231.33
016606	19/01/2024	ReNew Property Maintenance	Whipping/Mowing - Various Locations	9,240.00
016607	19/01/2024	Avantgarde Technologies Pty Ltd	Veeam Cloud Connect Offsite Storage	4,213.00
016608	19/01/2024	Access Technologies WA Pty Ltd	Repair Cable Gate Depot	1,318.24
016609	19/01/2024	Solargain PV Pty Ltd	Solar & Battery System	13,450.80
016610	19/01/2024	West Power Group Pty Ltd	Service Generator Admin Carpark	381.70
016611	19/01/2024	Local Community Insurance Services	Insurance Premiums	660.00
016612	19/01/2024	Labourforce Impex Personnel Pty Ltd	Hire of Temporary Staff	2,015.98
016613	19/01/2024	Graffiti Systems Australia	Remove Graffiti Various Locations	978.92
016614	19/01/2024	Bug Busters Pty Ltd	Pest Control - AFAC	2,355.00
016615	19/01/2024	LD&D Australia Pty Limited	Refreshments Depot	78.25
016616	19/01/2024	Slavin Architects Pty Ltd	Certificate of Construction Compliance	8,068.50
016617	19/01/2024	Electek	Electrical Services - AFAC	242.00

14/03/2024

Page 13 of 20

Accounts Paid and Submitted to Ordinary Council Meeting on 19 March 2024

Payments made between 01-Jan-2024 and 31-Jan-2024

<i>Trans #</i>	<i>Date</i>	<i>Payee</i>	<i>Description</i>	<i>Amount</i>
016618	19/01/2024	Run Energy Pty Limited	Gas Collection & Flare Maintenance	2,585.00
016619	19/01/2024	Contra-Flow Pty Ltd	Hire of Traffic Controllers	435.73
016620	19/01/2024	Geared Construction Pty Ltd	Construction Works Piara Waters Library	605,227.00
016621	19/01/2024	Quilts By Robyn	Souvenirs - Armadale Visitors Centre	650.00
016622	19/01/2024	District Refrigeration & Airconditioning Pty Ltd	Degas Fridges/Freezers Landfill Site	1,166.00
016623	19/01/2024	Katherine John Entertainment (KJE)	Entertainment/Staffing/Production Events	11,825.00
016624	19/01/2024	Vital Packaging	Packaging Materials - Landfill Site	257.40
016625	19/01/2024	Qtm Pty Ltd	Traffic Management Plan - Main Roads	1,320.00
016626	19/01/2024	Idom Maddington Pty Ltd	1 x Isuzu D Max 4x4 (Replacement Vehicle for P2017)	49,148.60
016627	19/01/2024	Barrelhouse Saloon and Eatery Armadale	Catering - Armadale Writers Award 2023	860.00
016628	19/01/2024	Mapel Building Pty Ltd	Refund Security Deposit	1,200.00
016629	19/01/2024	Total Green Recycling	eWaste Recycling Landfill Site	4,385.37
016630	19/01/2024	BIOMAX Pty Ltd	Service Biomax Unit	150.00
016631	19/01/2024	Hunt Architects Pty Ltd	Superintendent Services	2,640.00
016632	19/01/2024	Robert Walters Pty Ltd	Hire of Temporary Staff	2,859.04
016633	19/01/2024	R Kalairajan	Professional Membership Reimbursement	837.00
016634	19/01/2024	Dell Financial Services Pty Ltd	Computer Equipment Leases	400.62
016635	19/01/2024	Carrisa Pty Ltd t/a Zircon Projects Pty Ltd	Refund Security Deposit	400.00
016636	19/01/2024	Delta T Technologies (WA) Pty Ltd	Heat Exchange Maintenance - AFAC	15,074.40
016637	19/01/2024	Donald Cant Watts Corke	Superintendent Services	4,340.60
016638	19/01/2024	ChoiceOne Pty Ltd	Hire of Temporary Staff	4,472.22
016639	19/01/2024	Examiner Newspapers (WA)	Advertising	880.00
016640	19/01/2024	Robert George King	Remove Beehive	100.00
016641	19/01/2024	4Park Pty Ltd t/a Forpark Australia	Park Furniture - Ticklie Park	1,992.10
016642	19/01/2024	Finite Group APAC Pty Ltd	Hire of Temporary Staff	1,665.58
016643	19/01/2024	Insurance Smash Repairs	Insurance Excess - P2055	500.00
016644	19/01/2024	Australian HVAC Services	Investigate Aircon - WHS	3,395.92
016645	19/01/2024	Flexi Staff Group Pty Ltd	Hire of Temporary Staff	1,482.53
016646	19/01/2024	Seaview Orthotics Pty Ltd T/as Littergrabber	Litter Grabbers - Landfill Site	1,417.50
016647	19/01/2024	Shipping Containers Leasing Pty Ltd	Relocation of Sea Container	242.00
016648	19/01/2024	Jessie McLaren	Expenses Reimbursement	38.98
016649	19/01/2024	Tarryn Leigh Power	Expenses Reimbursement	57.50
016650	19/01/2024	Danielle Lysle	Expenses Reimbursement	81.00
016651	19/01/2024	Tahlia Thrush	Partial Refund Animal Sterilisation	150.00
016652	19/01/2024	Leotau Feilo	Refund AFAC Enrolment	64.00
016653	19/01/2024	Delstrat Pty Ltd	Kerb Bond Refund	400.00
016654	19/01/2024	Chris Cabassi	Sporting Recreation and Development Donation	250.00
016655	19/01/2024	Esther Kande	Sporting Recreation and Development Donation	250.00
016656	19/01/2024	Esther Kande	Sporting Recreation and Development Donation	250.00
016657	19/01/2024	Yau Hawk Tao Kung Fu	Refund Hall/Key Deposit	500.00
016658	23/01/2024	Able Blind Repairs	Blinds - Creyk Park Pavilion	1,986.00
016659	23/01/2024	Accidental Health & Safety-Perth	First Aid Supplies	852.50
016660	23/01/2024	Alinta Gas	Gas Charges	4,445.55
14/03/2024				Page 14 of 20

Accounts Paid and Submitted to Ordinary Council Meeting on 19 March 2024

Payments made between 01-Jan-2024 and 31-Jan-2024

<i>Trans #</i>	<i>Date</i>	<i>Payee</i>	<i>Description</i>	<i>Amount</i>
016661	23/01/2024	Arcus Refrigeration Service Pty Ltd	Inspect Coolroom - John Dunn Hall	500.50
016662	23/01/2024	Armadale Kelmscott Self Storage	Storage Unit Rental A047	455.00
016663	23/01/2024	DORMA Australia Pty Ltd	Repair UAT Door - AFAC	1,012.00
016664	23/01/2024	CJD Equipment Pty Ltd	Parts P1529	1,062.07
016665	23/01/2024	Coca-Cola Amatil (Aust) Pty Ltd	Refreshments - Citizenship Ceremony	511.00
016666	23/01/2024	Hays Personnel Services (Aust) Pty Ltd	Hire of Temporary Staff	5,158.73
016667	23/01/2024	LD Total	Mowing Services - Various Locations	23,527.80
016668	23/01/2024	Lori's Fuel Station	Fuels & Oils Various Plant	5,818.53
016669	23/01/2024	Planning Institute of Aust (WA Division)	Staff Training	490.00
016670	23/01/2024	Veolia Recycling and Recovery Pty Ltd	240L Facility Bins Various Locations	5,929.30
016671	23/01/2024	Synergy Energy	Electricity Charges	34,500.88
016672	23/01/2024	Gecko Contracting Turf & Landscaping	Streetscapes Maintenance - Various Locations	31,506.18
016673	23/01/2024	Green Skills Inc	Hire of Temporary Staff	2,782.16
016674	23/01/2024	Hello World	Airfare/Accommodation Conference	1,990.00
016675	23/01/2024	St John Ambulance WA Ltd	Service Defibrillators	1,969.80
016676	23/01/2024	Seek Limited	Annual Subscription Renewal	55,000.00
016677	23/01/2024	Mackay Urban Design	Design Review Panel	550.00
016678	23/01/2024	Serpentine Spring Water	Refreshments Landfill Site	243.50
016679	23/01/2024	Institute of Public Works Aust(WA Division)	Corporate Membership Renewal 2024	1,144.00
016680	23/01/2024	Book Easy Pty Ltd	Bookeasy Booking Fee - December 2023	220.00
016681	23/01/2024	Experience Perth	Membership Renewal 2023/24	544.50
016682	23/01/2024	Environmental Industries	Fertiliser Spraying - Various Locations	128,355.70
016683	23/01/2024	MAIA Financial Pty Ltd	Computer Equipment Leases	20,486.02
016684	23/01/2024	Bellridge Pty Ltd	ManageEngine Subscription Renewal	6,590.83
016685	23/01/2024	Modern Teaching Aids Pty Ltd	IAS Program Resources	527.78
016686	23/01/2024	Wren Oil	Admin & Compliance Fee - 21.12.23	16.50
016687	23/01/2024	Ricoh Australia Pty Ltd	Photocopier Usage - December 2023	3,362.29
016688	23/01/2024	Elliotts Filtration	Service Iron Filter	1,450.90
016689	23/01/2024	Rent A Fence Pty Ltd	Hire of Fencing Guerin Park	868.56
016690	23/01/2024	Greenfield Gardening	Landscape Maintenance Landfill Site	14,341.89
016691	23/01/2024	Alice Kearing	Entertainment - Australia Day 2024	1,275.00
016692	23/01/2024	Vanguard Press	Brochure Display/Transport/Storage	393.50
016693	23/01/2024	Planning Institute of Australia	Planning Congress 2024	2,385.00
016694	23/01/2024	Big W	Catering Various Events/Meetings	304.34
016695	23/01/2024	Horizon West Landscape & Irrigation	Irrigation Maintenance Various Sites	74,036.75
016696	23/01/2024	Dowsing Concrete	Construction of Concrete Crossovers	16,391.61
016697	23/01/2024	LFA First Response	First Aid Supplies - AFAC	544.82
016698	23/01/2024	Frontline Fire & Rescue Equipment	Repair Tank Pump - BVFBFB	239.55
016699	23/01/2024	JJ Richards & Sons Pty Ltd	Document Destruction	22.00
016700	23/01/2024	Prestige Property Maintenance Pty Ltd	Mowing Services - Abbey Reserve	4,779.98
016701	23/01/2024	E Fire & Safety	Service Fire Equipment - Various Sites	12,343.10
016702	23/01/2024	Turf Care WA Pty Ltd	Fertiliser - Various Reserves	14,511.75
016703	23/01/2024	Talis Consultants	Landfill Site - Internal Access Road	5,047.90
14/03/2024				Page 15 of 20

Accounts Paid and Submitted to Ordinary Council Meeting on 19 March 2024

Payments made between 01-Jan-2024 and 31-Jan-2024

<i>Trans #</i>	<i>Date</i>	<i>Payee</i>	<i>Description</i>	<i>Amount</i>
016704	23/01/2024	Metro Filters	Clean Filters - AFAC Cafe	40.00
016705	23/01/2024	Great Lakes Community Resources Inc	Booked Mattress Collections	16,190.90
016706	23/01/2024	Paramount Electrical Services	Electrical Services - Admin Building	7,412.95
016707	23/01/2024	Instant Products Group	Hire of Equipment Greenwaste Site	255.61
016708	23/01/2024	Labourforce Impex Personnel Pty Ltd	Hire of Temporary Staff	18,596.59
016709	23/01/2024	Instant Products Hire	Hire of Equipment Landfill Site	2,441.20
016710	23/01/2024	Programmed Skilled Workforce	Hire of Temporary Staff	12,902.25
016711	23/01/2024	Urbaqua Ltd	Groundwater Monitoring	11,622.60
016712	23/01/2024	Security Management Australasia Pty Ltd	CCTV Maintenance - WA Police	143.00
016713	23/01/2024	Travelwest Publications WA Pty Ltd	Advertising	550.00
016714	23/01/2024	Trident Plastics (SA) Pty Ltd	240L Garbage Bins Purchase	5,101.80
016715	23/01/2024	LD&D Australia Pty Limited	Refreshments Admin Building	359.01
016716	23/01/2024	NewGround Water Services	Fill Repair - Minnawarra Park Lake	3,119.60
016717	23/01/2024	Sea Containers WA Pty Ltd	Hire of Container Depot - January 2024	238.70
016718	23/01/2024	Slavin Architects Pty Ltd	Superintendent Services	3,520.00
016719	23/01/2024	Electek	Electrical Services - AFAC	3,993.00
016720	23/01/2024	West Tip Waste Control Pty Ltd	Greenwaste Collections Area 10 & 11	116,132.94
016721	23/01/2024	Nunki Antaresia - Fun Faces Perth	Entertainment - Australia Day 2024	230.00
016722	23/01/2024	Bell Art Australia	Souvenirs - Armadale Visitors Centre	1,544.25
016723	23/01/2024	JDS Building and Maintenance Services	Retention Monies - Bedforddale Hall	10,390.44
016724	23/01/2024	Katherine John Entertainment (KJE)	Stage Coordination/Entertainment Events	11,264.00
016725	23/01/2024	Remondis Australia Pty Ltd	Exchange Cardboard Compactor	1,549.43
016726	23/01/2024	Qtm Pty Ltd	Hire of Traffic Controllers	14,567.24
016727	23/01/2024	Lightitup Balloons	Balloon Archway - AFAC	444.50
016728	23/01/2024	Southern Cross Protection Pty Ltd	Lock/Unlock Toilets Various Sites	18,486.94
016729	23/01/2024	MDM Entertainment Pty Ltd	Library Resources	810.33
016730	23/01/2024	Manda's Mini Indulges	Catering Various Events/Meetings	114.70
016731	23/01/2024	ABM Landscaping	Repair Paving - Armadale City Centre	1,930.50
016732	23/01/2024	Total Green Recycling	eWaste Recycling Landfill Site	4,367.04
016733	23/01/2024	Smartsheet Inc	Enterprise Plan + Pro Support	338.82
016734	23/01/2024	Penske Australia	Parts - P535	270.38
016735	23/01/2024	Vault Protective Security Services	Security Services AFAC	3,052.50
016736	23/01/2024	Robert Walters Pty Ltd	Hire of Temporary Staff	6,749.20
016737	23/01/2024	K A Mathews	Expenses Reimbursement	94.23
016738	23/01/2024	ATC Work Smart INC	Hire of Trainee	253.94
016739	23/01/2024	GFG Temp Assist	Hire of Temporary Staff	8,791.53
016740	23/01/2024	Harvey Norman AV/IT Armadale	Portable Speaker - Visitors Centre	1,128.00
016741	23/01/2024	MB Traffic Planning & Management Pty Ltd	Traffic Management Plan	308.00
016742	23/01/2024	ChoiceOne Pty Ltd	Hire of Temporary Staff	9,770.20
016743	23/01/2024	Classic Hire	Hire of Equipment	446.60
016744	23/01/2024	Western Irrigation Pty Ltd	Repair bore Pump - Landfill Site	23,903.09
016745	23/01/2024	Examiner Newspapers (WA)	Advertising	770.00
016746	23/01/2024	Moroccan Food Station	Catering - EOY Staff Function	1,325.00
14/03/2024				Page 16 of 20

Accounts Paid and Submitted to Ordinary Council Meeting on 19 March 2024

Payments made between 01-Jan-2024 and 31-Jan-2024

<i>Trans #</i>	<i>Date</i>	<i>Payee</i>	<i>Description</i>	<i>Amount</i>
016747	23/01/2024	4Park Pty Ltd t/a Forpark Australia	Playground Parts - Sheaf Park	2,060.30
016748	23/01/2024	Wizard Pharmacy Kelmscott Stargate	Newspapers Kelmscott Library	80.50
016749	23/01/2024	Authentic Security Pty Ltd	Banking Collections Admin Centre	1,365.54
016750	23/01/2024	ASPIRE Change Management PL	Consultancy Services	6,875.00
016751	23/01/2024	Scoutta Pty Ltd T/A Viaje Strategic	Consultancy Services	41,250.00
016752	23/01/2024	Preeminent GT Interior Construction Pty Ltd	Ceramic Tiles - John Dunn Hall	990.00
016753	23/01/2024	Talent International Pty Ltd	Hire of Temporary Staff	31,984.15
016754	23/01/2024	Omnicom Media Group Australia Pty Ltd	Advertising - CBC & CP Road Closure	428.58
016755	23/01/2024	Cleanaway Co Pty Ltd	Removal of Aerosols & Gas Cylinders	3,867.99
016756	23/01/2024	Ellenby Pty Ltd	Gardening Products	943.49
016757	23/01/2024	GRA Partners Pty Ltd	Consultancy Services	8,250.00
016758	23/01/2024	Flexi Staff Group Pty Ltd	Hire of Temporary Staff	2,074.82
016759	23/01/2024	Lorraine Makes	Christmas wreath Making Workshops	800.00
016760	23/01/2024	Wonderful Worm Waste	School Holiday Program	440.00
016761	23/01/2024	Frostline	Ice Machine - RKVBFBS	2,868.80
016762	23/01/2024	Santosh Amasi	Expenses Reimbursement	452.00
016763	23/01/2024	Daniel James Clark	Refund CTF and BSL Withdrawn Application	505.50
016764	23/01/2024	Timothy Kramer	Refund Application Form Building Services	278.00
000320	25/01/2024	City of Armadale-Kelmscott Library	Petty Cash Recoup	102.90
000321	25/01/2024	City of Armadale-BLSL	Petty Cash Recoup	196.00
016765	31/01/2024	Able Westchem	Cleaning Chemicals	364.23
016766	31/01/2024	Australia Post	Commission on Rates Collected Oct 23	3,850.55
016767	31/01/2024	Australian Services Union	Australian Services Union Payroll Deductions	699.50
016768	31/01/2024	DORMA Australia Pty Ltd	Repair Auto Door - Admin Building	968.00
016769	31/01/2024	Baileys Fertilisers	Gardening Products	22,781.00
016770	31/01/2024	Beaver Tree Services Aust Pty Ltd	Tree Pruning and Mulching Services	29,667.00
016771	31/01/2024	BOC Gases Australia Limited	Dry Ice - 16.01.24	96.53
016772	31/01/2024	BP Australia Pty Ltd	Diesel Bulk Fuel Depot	50,998.13
016773	31/01/2024	Child Support Agency	Child Support Deduction Payroll Deductions	3,185.79
016774	31/01/2024	City of Armadale-Social Club	Social Club (employee) Payroll Deductions	318.00
016775	31/01/2024	CJD Equipment Pty Ltd	Parts - P1530	929.50
016776	31/01/2024	Cornerstone Legal Pty Ltd	Legal Services	1,100.00
016777	31/01/2024	WINC Australia Pty Ltd	Cleaning Materials	8,357.92
016778	31/01/2024	Hays Personnel Services (Aust) Pty Ltd	Hire of Temporary Staff	7,386.96
016779	31/01/2024	LGRCEU	LGRCEU Payroll Deductions	449.62
016780	31/01/2024	Ixom Operations Pty Ltd	Chlorine Gas Service Fee - December 2023	5,037.84
016781	31/01/2024	Downer EDI Works Limited	Bridge Maintenance - Bridge 371	1,995.82
016782	31/01/2024	Shenton Enterprises Pty Ltd	Repairs - AFAC Pool Cleaner	353.62
016783	31/01/2024	Veolia Recycling and Recovery Pty Ltd	Waste Collections AFAC - December 2023	2,077.14
016784	31/01/2024	Water Corporation	Water Usage Charges	1,654.92
016785	31/01/2024	Synergy Energy	Electricity Charges	21,945.65
016786	31/01/2024	Southside Mitsubishi	Parts - P565	919.00
016787	31/01/2024	Parks & Leisure Australia	Staff Training	22.00
14/03/2024				Page 17 of 20

Accounts Paid and Submitted to Ordinary Council Meeting on 19 March 2024

Payments made between 01-Jan-2024 and 31-Jan-2024

<i>Trans #</i>	<i>Date</i>	<i>Payee</i>	<i>Description</i>	<i>Amount</i>
016788	31/01/2024	Bunnings Building Supplies Pty Ltd	Adhesive Flex Tile Bastion	7,844.53
016789	31/01/2024	E & MJ Rosher Pty Ltd	Parts - Various Plant	3,055.81
016790	31/01/2024	StrataGreen	Gardening Products	2,111.32
016791	31/01/2024	Toolmart	Office Furniture - HR	292.45
016792	31/01/2024	Kelmscott Senior High School	Refund - Cancelled School Carnival	611.00
016793	31/01/2024	Western Power Networks	Design Fee MP209651	1,320.00
016794	31/01/2024	RSEA Pty Ltd	Protective Clothing	1,496.69
016795	31/01/2024	Truck Centre (WA) Pty Ltd	Parts - P1508	740.10
016796	31/01/2024	Ventura Home Group Pty Ltd	Refund Security Deposit	400.00
016797	31/01/2024	Matusik Jewellers	Honorary Freemans Medal	1,210.00
016798	31/01/2024	All West Plant Hire	Hire of Equipment Landfill Site	62,305.87
016799	31/01/2024	City of Armadale	Contra Entry for Materials delivered to Landfill	67,408.00
016800	31/01/2024	Summit Homes Group	Refund Security Deposit	400.00
016801	31/01/2024	Red Ink Homes Pty Ltd	Refund Security Deposit	400.00
016802	31/01/2024	Swan Towing Service	Towing Charges - P536	730.13
016803	31/01/2024	Global Spill Control	Parts - Chemical Shed	126.50
016804	31/01/2024	Rent A Fence Pty Ltd	Fencing - CBC & CP 2023	10,247.05
016805	31/01/2024	Forrest Road Fresh	Refreshments - SES	600.00
016806	31/01/2024	Tyrecycle Pty Ltd	Tyre Collections Landfill Site	7,207.49
016807	31/01/2024	Jones Lang Lasalle (WA) Pty Ltd	Monthly Outgoings - Orchard House	18,703.06
016808	31/01/2024	Redfish Technologies Pty Ltd	Service Microphone - AFAC	645.57
016809	31/01/2024	Alice Kearing	Event - Australia Day 2024	1,275.00
016810	31/01/2024	Complete Office Supplies	Stationery	4,560.67
016811	31/01/2024	Height Safety Solutions	Roof Access System	6,462.23
016812	31/01/2024	Western Tree Recyclers	Greenwaste Processing Roleystone Site	38,600.57
016813	31/01/2024	Create It	Rental/Monitoring Time Lapse Camera	1,688.50
016814	31/01/2024	Paperbark Technologies Pty Ltd	Arboricultural Assessment	770.00
016815	31/01/2024	Totally Workwear	Protective Clothing	3,116.86
016816	31/01/2024	ReNew Property Maintenance	Verge Maintenance - Ranford Road	1,320.00
016817	31/01/2024	E Fire & Safety	Service Fire Equipment - AFAC	143.00
016818	31/01/2024	Black Rubber Pty Ltd	Tyres - P1503	12,354.50
016819	31/01/2024	Metro Filters	Service Fan & Canopy - AFAC Cafe	752.40
016820	31/01/2024	SCP Conservation And Land Management	Chainmesh Fencing	43,959.30
016821	31/01/2024	Solargain PV Pty Ltd	Solar Panels - Bedforddale Fire Station	11,061.60
016822	31/01/2024	Paramount Electrical Services	Electrical Services	16,020.82
016823	31/01/2024	Programmed Skilled Workforce	Hire of Temporary Staff	7,338.22
016824	31/01/2024	Security Management Australasia Pty Ltd	Axis Camera - AFAC	6,939.74
016825	31/01/2024	Pacific Biologics Pty Ltd	Mosquito Control Equipment	5,912.50
016826	31/01/2024	Retro Roads	Pavement Marking - Landfill Site	5,700.32
016827	31/01/2024	Kompan Playscaped Pty Ltd	Repair Playground Equipment	1,928.96
016828	31/01/2024	BJ Ball	Stationery	3,086.97
016829	31/01/2024	R M Walker	Expenses Reimbursement	101.54
016830	31/01/2024	Battery World Armadale	Parts - P1982	1,118.00

14/03/2024

Page 18 of 20

Accounts Paid and Submitted to Ordinary Council Meeting on 19 March 2024

Payments made between 01-Jan-2024 and 31-Jan-2024

<i>Trans #</i>	<i>Date</i>	<i>Payee</i>	<i>Description</i>	<i>Amount</i>
016831	31/01/2024	On Tap Plumbing & Gas Pty Ltd	Plumbing Services	58,024.67
016832	31/01/2024	LD&D Australia Pty Limited	Refreshments Admin Building	280.76
016833	31/01/2024	K M Hansen	Entertainment - Citizenship Ceremony	500.00
016834	31/01/2024	Paradigm Information Technology (IT)	Consultancy Services	979.44
016835	31/01/2024	District Refrigeration & Airconditioning Pty Ltd	Degas Fridges/Freezers Landfill Site	984.50
016836	31/01/2024	Intelife Group Limited	Clean BBQ's Various Locations	1,399.20
016837	31/01/2024	GPC Asia Pacific Pty Ltd T/A Covs	Parts - Depot Workshop	742.02
016838	31/01/2024	Instant Windscreens	Parts - P582	1,966.50
016839	31/01/2024	Action Glass & Aluminium	Repair Door Frame - AFAC	771.38
016840	31/01/2024	Qtm Pty Ltd	Hire of Trailer Mounted Message Boards	407.00
016841	31/01/2024	Rosmech Sales & Service Pty Ltd	Parts - P238	1,599.93
016842	31/01/2024	CHS Healthcare Pty Ltd	Maintenance Inspections	1,292.50
016843	31/01/2024	Southern Bins Pty Ltd	Hire of Skip Bins	5,765.00
016844	31/01/2024	Corsign WA Pty Ltd	Convex Mirror - Urch Road	2,508.48
016845	31/01/2024	MDM Entertainment Pty Ltd	Library Resources	1,496.09
016846	31/01/2024	DADAA Limited	View Area Coordination - CBC 2023	3,050.08
016847	31/01/2024	Stephen Michael Foundation Ltd	Service Agreement 2023/24	10,470.50
016848	31/01/2024	BrightMark Group Pty Ltd	Cleaning Services Memorial Park PT	19,717.55
016849	31/01/2024	PSF Home Improvements Pty Ltd	Carport Works - Champion Lakes	7,750.00
016850	31/01/2024	Manda's Mini Indulges	Catering Various Events/Meetings	2,257.20
016851	31/01/2024	ATO PAYG	Tax Deductions - Payroll	417,786.00
016852	31/01/2024	Relive Imaging	Photography Services	618.75
016853	31/01/2024	Bridgestone Australia Ltd	Parts - FP1970	338.69
016854	31/01/2024	R Buckley	Expenses Reimbursement	482.50
016855	31/01/2024	Pirtek Canning Vale	Oil Bay Upgrade - Depot	4,005.84
016856	31/01/2024	Vault Protective Security Services	Security Services - AFAC	2,775.00
016857	31/01/2024	Robert Walters Pty Ltd	Hire of Temporary Staff	2,287.23
016858	31/01/2024	K A Mathews	Expenses Reimbursement	214.20
016859	31/01/2024	IRIS ID Pty Ltd	Sunscreen - AFAC	82.50
016860	31/01/2024	Tidy Up	Collection of Dumped Rubbish	15,150.00
016861	31/01/2024	A Class Auto Electrical and Air Conditioning	Repairs/Service - P1530	1,397.00
016862	31/01/2024	Eurotech Group Pty Ltd	Euroflute Signs	697.25
016863	31/01/2024	Trayd Australia Pty Ltd	Concrete Works - John Dunn Pavilion	5,753.00
016864	31/01/2024	Kidsafe Western Australia (Inc)	Child Restraint Checking Service	440.00
016865	31/01/2024	Alloy Design Pty Ltd	Install Balustrade - John Dunn Hall	231.00
016866	31/01/2024	Just Because Cookies and Cakes	DYO Kits - Christmas Event	150.00
016867	31/01/2024	Advantage Glass 2 Pty Ltd	Sliding Door Wheels - AFAC	7,700.00
016868	31/01/2024	Positive Salary Packaging	Payroll Deductions	5,901.93
016869	31/01/2024	SLR Consulting Australia Pty Ltd	Asbestos Resurveys - Various Locations	11,401.50
016870	31/01/2024	LaMotte Pacific Pty Ltd	Computer Equipment	103.95
016871	31/01/2024	Total Eden trading as Nutrien Water	Coil Data - Various Reserves	15,287.96
016872	31/01/2024	Perth Geotechnics Pty Ltd	Compaction Testing - Landfill Site	841.50
016873	31/01/2024	The Trustee for Manji Vaghjiani Trust	Staff Uniforms - AFAC	2,762.10
14/03/2024				Page 19 of 20

Accounts Paid and Submitted to Ordinary Council Meeting on 19 March 2024

Payments made between 01-Jan-2024 and 31-Jan-2024

<i>Trans #</i>	<i>Date</i>	<i>Payee</i>	<i>Description</i>	<i>Amount</i>
016874	31/01/2024	Flexi Staff Group Pty Ltd	Hire of Temporary Staff	1,974.67
016875	31/01/2024	Anthea Lee Hodgson	MC - Armadale Writers' Award	374.00
016876	31/01/2024	Elan Energy Matrix Pty Ltd	Tyre Collections - Various Sites	2,796.35
016877	31/01/2024	Armadale Reptile Centre	Christmas Lights Competition Prize	55.00
016878	31/01/2024	Roleystone Club	Christmas Lights Gift Voucher	100.00
016879	31/01/2024	Arasi Construction Pty Ltd	Refund Security Deposit	1,200.00
016880	31/01/2024	Kathleen Millar	Sporting Recreation and Development Donation	250.00
016881	31/01/2024	Kate Blakeley	Sporting Recreation and Development Donation	250.00
016882	31/01/2024	Brian Talaguit	Sporting Recreation and Development Donation	250.00
016883	31/01/2024	Amanda Stoddart	Sporting Recreation and Development Donation	250.00
016884	31/01/2024	Marrie Woodward	Sporting Recreation and Development Donation	250.00
016885	31/01/2024	JLJ Vision Pty Ltd	Refund Rates Credit Balance	1,461.12
016886	31/01/2024	Cameron Monk	Expenses Reimbursement	87.00
A 07/01/2024	7/01/2024	Payroll	Net Pay	1,224,733.06
A 21/01/2024	21/01/2024	Payroll	Net Pay	1,298,099.14
Total				12,655,249.33

Credit Card Transactions Report 23/12/2023 to 24/01/2024								
Transaction #	Tran Type	Tran Reference	Invoice Date	Actual	GST	Transaction Description	PJ Code	Supporting Paperwork Provided
Credit card Chief Executive Officer					\$226.70			
4828	Invoice	B SELECT MANDURAH - MANDURAH DC WA	12/01/2024	\$55.00	\$5.00	Fleet Operations	1000-410065-61180-1001	All Supporting Documents Attached
4828	Invoice	DEPT OF JUSTICE-CTG PA PERTH	16/01/2024	\$171.70	\$15.61	Online Court Prosecutions	2430-410066-61160-1001	All Supporting Documents Attached
Credit Card - Financial Accountant Financial Services- CBA Card					\$1,819.16			
4851	Invoice	STK*Shutterstock 8666633954 NY	27/12/2023	\$29.00	\$0.00	Stock photo subscription	1100-410065-60050-1072	All Supporting Documents Attached
4851	Invoice	APPLE.COM/BILL SYDNEY AUS	27/12/2023	\$13.99	\$1.27	Library	2300-410072-61170-1001	All Supporting Documents Attached
4851	Invoice	FACEBK *3Z4FXWK7W2 fb.me/ads IRL (Facebook and Instagram advertising)	31/12/2023	\$140.19		Storytowns Christmas competition promotion	1210-410074-61190-1001	All Supporting Documents Attached
4851	Invoice	FACEBK *3Z4FXWK7W2 fb.me/ads IRL (Facebook and Instagram advertising)	31/12/2023	\$301.89		Remaining balance - City promotions	1100-410065-61190-1035	All Supporting Documents Attached
4851	Invoice	FONTBASE DOVER DE 3.00US DOLLAR	6/01/2024	\$4.52	\$0.00	Font subscription	1100-410065-60050-1072	All Supporting Documents Attached
4851	Invoice	INTNL TRANSACTION FEE USA	6/01/2024	\$0.11	\$0.00	International Charged	3100-410065-66010-1001	All Supporting Documents Attached
4851	Invoice	CRAZYDOMAINSHOSTING 61290372826 SGP	10/01/2024	\$69.49	\$0.00	ICT - Subscription - Domain Hosting	3324-410518-61142-1001	All Supporting Documents Attached
4851	Invoice	AMZNPRIMEAU MEMBERSHIP SYDNEY SOUTH NSW	13/01/2024	\$9.99	\$0.91	ICT - Subscription	3300-410065-61170-1067	All Supporting Documents Attached
4851	Invoice	FACEBK *RBVFKKK7W2 fb.me/ads IRL(Facebook and Instagram advertis	19/01/2024	\$54.12		AFAC 30 for 30 promotion	2501-410072-61190-1001	All Supporting Documents Attached
4851	Invoice	FACEBK *RBVFKKK7W2 fb.me/ads IRL(Facebook and Instagram advertis	19/01/2024	\$89.64		Children's Storytime, Toy, Game and Book Swap - Enga	5230-410161-61070-1001	All Supporting Documents Attached
4851	Invoice	FACEBK *RBVFKKK7W2 fb.me/ads IRL(Facebook and Instagram advertis	19/01/2024	\$1,106.22		Remaining balance - City event and art promotion	1100-410065-61190-1035	All Supporting Documents Attached
Credit Card - Accounts Payable Officer Financial Services-CBA Card					\$4,264.34			
4836	Invoice	Curtin University	2/01/2024	\$1,495.40	\$135.95	Health Promotion Course	4200-410068-60040-1001	All Supporting Documents Attached
4836	Invoice	Shutterstock	3/01/2024	\$229.00	\$0.00	Image Subscription	2310-410072-61190-1001	All Supporting Documents Attached
4836	Invoice	Sendgrid	8/01/2024	\$135.49	\$15.00	Monthly Sendgrid Fee	2501-410072-61190-1001	All Supporting Documents Attached
4836	Fees	International Transaction Fees	8/01/2024	\$3.39	\$0.00	International Transaction Fees	2501-410072-61190-1001	All Supporting Documents Attached
4836	Invoice	DMIRS	16/01/2024	\$901.00	\$0.00	Dangerous Goods Licence Fee	5600-410075-61160-1001	All Supporting Documents Attached
4836	Invoice	Western Power	16/01/2024	\$498.91	\$0.00	Subscription - Deasign Software	WO1001308-Pur-D0001	All Supporting Documents Attached
4836	Invoice	Mailchimp	16/01/2024	\$616.73	\$0.00	Email Marketing Service	3300-410006-61170-1001	All Supporting Documents Attached
4836	Fees	Mailchimp	16/01/2024	\$15.42	\$0.00	International Transaction Fees	3300-410006-61170-1001	All Supporting Documents Attached
4836	Invoice	AusWristbands	17/01/2024	\$369.00	\$33.55	Wristbands	2010-410060-61260-1001	All Supporting Documents Attached
Manager Communications and Marketing					\$530.76			
4908	Invoice	COLES 0296 Angelo StreetAUS	29/12/2023	\$37.00	\$3.36	Gift for AFAC team	1100-410065-61310-1001	All Supporting Documents Attached
4908	Invoice	Mends Street New - South Perth WA	6/01/2024	\$13.69	\$1.24	Newspapers for media research	1100-410065-61190-1039	All Supporting Documents Attached
4908	Invoice	LOCAL GOVERNEMENT MANA MT HAWTHORN	8/01/2024	\$420.00	\$38.18	Intro to LG workshop for new staff	1100-410065-60040-1001	All Supporting Documents Attached
4908	Invoice	NEWSXPRESS ARMADALE ARMADALE	8/01/2024	\$6.00	\$0.55	Newspapers for media research	1100-410065-61190-1039	All Supporting Documents Attached
4908	Invoice	ARMADALE NEWSAGENCY - ARMADALE WA	12/12/2024	\$11.00	\$1.00	Newspapers for media research	1100-410065-61190-1039	All Supporting Documents Attached
4908	Invoice	EB *Mid-Week Mingle 801-413-7200 VIC	16/01/2024	\$33.08	\$3.01	LG networking event	1100-410065-60040-1001	All Supporting Documents Attached
4908	Invoice	EVENTBRITE.COM ORG FEE SAN FRANCISCOCA	22/01/2024	\$9.99	\$0.00	Event registration for Ec Dev event	1100-410065-61190-1038	All Supporting Documents Attached
Credit Card Coordinator Community Emergency Services- CBA								
4802		No Transaction				No Transaction		
Grand Total				\$6,840.96				

CITY OF ARMADALE
MONTHLY FINANCIAL REPORT
(Containing the required statement of financial activity and statement of financial position)
For the period ended 31 January 2024

LOCAL GOVERNMENT ACT 1995
LOCAL GOVERNMENT (FINANCIAL MANAGEMENT) REGULATIONS 1996

TABLE OF CONTENTS

Statements required by regulation

Statement of Financial Activity	2
Statement of Financial Position	3
Note 1 Basis of Preparation	4
Note 2 Statement of Financial Activity Information	5
Note 3 Explanation of Material Variances	6
Note 4 Cash and Financial Assets	7
Note 5 Reserve Accounts	8
Note 6 Capital Acquisitions	9
Note 7 Receivables	10
Note 8 Other Current Assets	11 - 12
Note 9 Rates Revenue	13
Note 10 Borrowings	14
Note 11 Lease Liabilities	15
Note 12 Other Current Liabilities	16
Note 13 Grants, Subsidies and Contributions	17
Note 14 Capital Grants, Subsidies and Contributions	18
Note 15 Trust Fund	19
Note 16 Budget Amendments	20

CITY OF ARMADALE
STATEMENT OF FINANCIAL ACTIVITY
FOR THE PERIOD ENDED 31 JANUARY 2024

Supplementary Information	Amended Budget Estimates	YTD Budget Estimates	YTD Actual	Variance* \$	Variance* %	Var.	
	(a)	(b)	(c)	(c) - (b)	((c) - (b))/(b)		
	\$	\$	\$	\$	%		
OPERATING ACTIVITIES							
Revenue from operating activities							
General rates	9	82,518,271	82,059,940	82,529,562	469,622	0.57%	▲
Rates excluding general rates	9	579,545	579,545	580,065	520	0.09%	
Grants, subsidies and contributions	13	3,521,319	1,892,864	1,829,457	(63,407)	(3.35%)	▼
Fees and charges		32,252,900	26,714,243	26,805,489	91,246	0.34%	
Interest revenue		6,437,100	3,754,975	4,804,818	1,049,843	27.96%	▲
Other revenue		258,918	258,918	247,318	(11,600)	(4.48%)	▼
Profit on asset disposals		192,920	0	0	0	0.00%	
		125,760,973	115,260,485	116,796,709	1,536,224	1.33%	
Expenditure from operating activities							
Employee costs		(49,604,500)	(28,936,145)	(28,965,708)	(29,563)	(0.10%)	
Materials and contracts		(50,547,782)	(28,225,593)	(19,303,687)	8,921,906	31.61%	▼
Utility charges		(4,470,700)	(2,607,899)	(1,756,865)	851,034	32.63%	▼
Depreciation		(27,698,000)	(16,157,169)	(19,636,853)	(3,479,684)	(21.54%)	▲
Finance costs		(1,246,280)	(726,992)	(743,569)	(16,577)	(2.28%)	
Insurance		(1,258,500)	(1,258,500)	(1,316,575)	(58,075)	(4.61%)	▼
Other expenditure		(4,855,346)	(2,832,361)	(3,979,593)	(1,147,232)	(40.50%)	▲
Loss on asset disposals		(994,210)	0	0	0	0.00%	
		(140,675,318)	(80,744,659)	(75,702,850)	5,041,809	6.24%	
Non-cash amounts excluded from operating activities	Note 2(b)	28,499,290	16,157,169	19,592,315	3,435,146	21.26%	▲
Amount attributable to operating activities		13,584,945	50,672,995	60,686,174	10,013,179	19.76%	
INVESTING ACTIVITIES							
Inflows from investing activities							
Proceeds from capital grants, subsidies and contributions	14	15,489,391	7,755,275	5,572,256	(2,183,019)	(28.15%)	▼
Proceeds from disposal of assets		1,548,300	0	0	0	0.00%	
Developer Contribution Plans - Cash		2,168,080	61,090	0	(61,090)	(100.00%)	▼
Developer Contribution Plans - Gifted Assets		30,000,000	0	0	0	0.00%	
		49,205,771	7,816,365	5,572,256	(2,244,109)	(28.71%)	
Outflows from investing activities							
Payments for property, plant and equipment	6	(27,673,100)	(16,142,642)	(9,746,744)	6,395,897	39.62%	▼
Payments for construction of infrastructure	6	(30,447,246)	(17,760,894)	(5,433,019)	12,327,874	69.41%	▼
Infrastructure - Gifted Assets		(30,000,000)	0	0	0	0.00%	
		(88,120,346)	(33,903,535)	(15,179,764)	18,723,771	55.23%	
Non-cash amounts excluded from investing activities	Note 2(c)	6,417,400	3,760,950	3,482,342	(278,608)	(7.41%)	▼
Amount attributable to investing activities		(32,497,175)	(22,326,220)	(6,125,165)	16,201,055	72.57%	
FINANCING ACTIVITIES							
Inflows from financing activities							
Unspent borrowings - prior year		2,939,000	1,472,124	1,472,124	0	0.00%	
Proceeds from new debentures	10	7,578,000	0	0	0	0.00%	
Transfer from reserves	5	26,119,865	5,799,602	5,799,602	0	0.00%	
		36,636,865	7,271,726	7,271,726	0	0.00%	
Outflows from financing activities							
Repayment of borrowings	10	(4,123,090)	(2,044,588)	(2,044,588)	0	0.00%	
Payments for principal portion of lease liabilities	11	(1,427,500)	(758,367)	(758,367)	0	0.00%	
Transfer to reserves	5	(25,291,045)	(6,617,111)	(6,617,111)	0	0.00%	
		(30,841,635)	(9,420,066)	(9,420,066)	0	0.00%	
Amount attributable to financing activities		5,795,230	(2,148,340)	(2,148,340)	0	0.00%	
MOVEMENT IN SURPLUS OR DEFICIT							
Surplus or deficit at the start of the financial year							
Amount attributable to operating activities		13,135,156	13,135,156	13,135,156	0	0.00%	
Amount attributable to operating activities		13,584,945	50,672,995	60,686,174	10,013,179	19.76%	▲
Amount attributable to investing activities		(32,497,175)	(22,326,220)	(6,125,165)	16,201,055	72.57%	▼
Amount attributable to financing activities		5,795,230	(2,148,340)	(2,148,340)	0	0.00%	
Surplus or deficit after imposition of general rates		18,156	39,333,591	65,547,825	26,214,234	66.65%	

KEY INFORMATION

▲ ▼ Indicates a variance between Year to Date (YTD) Budget and YTD Actual data as per the adopted materiality threshold.

The material variance adopted by Council for the 2023-24 year is \$100,000.

* Refer to Note 3 for an explanation of the reasons for the variance.

This statement is to be read in conjunction with the accompanying Financial Statements and Notes.

**CITY OF ARMADALE
STATEMENT OF FINANCIAL POSITION
FOR THE PERIOD ENDED 31 JANUARY 2024**

	Supplementary Information	30 June 2023 \$	31 January 2024 \$
CURRENT ASSETS			
Cash and cash equivalents	4	15,322,292	6,674,575
Trade and other receivables		11,866,009	33,468,752
Other financial assets		142,779,730	167,839,041
Inventories	8	163,449	246,322
Other assets	8	3,739,236	5,344,333
TOTAL CURRENT ASSETS		173,870,716	213,573,023
NON-CURRENT ASSETS			
Trade and other receivables		886,191	838,302
Property, plant and equipment		276,338,443	283,044,027
Infrastructure		1,229,921,928	1,219,555,439
Landfill Cell		793,291	1,156,971
Other financial assets		246,036	246,036
Right-of-use assets		3,493,110	2,736,407
Intangible assets		22,441,615	22,039,611
TOTAL NON-CURRENT ASSETS		1,534,120,614	1,529,616,793
TOTAL ASSETS		1,707,991,330	1,743,189,816
CURRENT LIABILITIES			
Trade and other payables		24,228,416	13,022,885
Other liabilities	12	6,768,553	9,662,506
Lease liabilities	11	1,706,311	949,609
Borrowings	10	4,123,064	2,078,476
Employee related provisions	12	7,660,799	7,880,683
Other provisions		10,837,171	10,837,171
TOTAL CURRENT LIABILITIES		55,324,314	44,431,330
NON-CURRENT LIABILITIES			
Other liabilities		29,735,864	30,347,779
Lease liabilities	11	1,786,799	1,786,799
Borrowings	10	33,445,895	33,445,893
Employee related provisions		379,295	291,483
Other provisions		13,606,527	13,606,527
TOTAL NON-CURRENT LIABILITIES		78,954,380	79,478,481
TOTAL LIABILITIES		134,278,694	123,909,811
NET ASSETS		1,573,712,636	1,619,280,005
EQUITY			
Retained surplus		455,481,335	500,231,194
Reserve accounts	5	128,314,669	129,132,179
Revaluation surplus		989,916,632	989,916,632
TOTAL EQUITY		1,573,712,636	1,619,280,005

This statement is to be read in conjunction with the accompanying notes.

**NOTES TO THE STATEMENT OF FINANCIAL ACTIVITY
FOR THE PERIOD ENDED 31 JANUARY 2024**

1 BASIS OF PREPARATION AND SIGNIFICANT ACCOUNTING POLICIES

BASIS OF PREPARATION

This prescribed financial report has been prepared in accordance with the *Local Government Act 1995* and accompanying regulations.

Local Government Act 1995 requirements

Section 6.4(2) of the *Local Government Act 1995* read with the *Local Government (Financial Management) Regulations 1996*, prescribe that the financial report be prepared in accordance with the *Local Government Act 1995* and, to the extent that they are not inconsistent with the Act, the Australian Accounting Standards. The Australian Accounting Standards (as they apply to local governments and not-for-profit entities) and Interpretations of the Australian Accounting Standards Board were applied where no inconsistencies exist.

The *Local Government (Financial Management) Regulations 1996* specify that vested land is a right-of-use asset to be measured at cost, and is considered a zero cost concessionary lease. All right-of-use assets under zero cost concessionary leases are measured at zero cost rather than at fair value, except for vested improvements on concessionary land leases such as roads, buildings or other infrastructure which continue to be reported at fair value, as opposed to the vested land which is measured at zero cost. The measurement of vested improvements at fair value is a departure from AASB 16 which would have required the City to measure any vested improvements at zero cost.

Local Government (Financial Management) Regulations 1996, regulation 34 prescribes contents of the financial report. Supporting information does not form part of the financial report.

Accounting policies which have been adopted in the preparation of this financial report have been consistently applied unless stated otherwise. Except for cash flow and rate setting information, the financial report has been prepared on the accrual basis and is based on historical costs, modified, where applicable, by the measurement at fair value of selected non-current assets, financial assets and liabilities.

THE LOCAL GOVERNMENT REPORTING ENTITY

All funds through which the City controls resources to carry on its functions have been included in the financial statements forming part of this financial report.

All monies held in the Trust Fund are excluded from the financial statements. A separate statement of those monies appears at Note 15 to these financial statements.

Judgements and estimates

The preparation of a financial report in conformity with Australian Accounting Standards requires management to make judgements, estimates and assumptions that effect the application of policies and reported amounts of assets and liabilities, income and expenses.

The estimates and associated assumptions are based on historical experience and various other factors believed to be reasonable under the circumstances; the results of which form the basis of making the judgements about carrying values of assets and liabilities that are not readily apparent from other sources. Actual results may differ from these estimates.

The balances, transactions and disclosures impacted by accounting estimates are as follows:

- estimated fair value of certain financial assets
- impairment of financial assets
- estimation of fair values of land and buildings, infrastructure and investment property
- estimation uncertainties made in relation to lease accounting
- estimated useful life of intangible assets

SIGNIFICANT ACCOUNTING POLICIES

Significant accounting policies utilised in the preparation of these statements are as described within the 2023-24 Annual Budget. Please refer to the adopted budget document for details of these policies.

PREPARATION TIMING AND REVIEW

Date prepared: All known transactions up to 15 February 2024

CITY OF ARMADALE
NOTES TO THE STATEMENT OF FINANCIAL ACTIVITY
FOR THE PERIOD ENDED 31 JANUARY 2024

2 STATEMENT OF FINANCIAL ACTIVITY INFORMATION

	Supplementary Information	Amended Budget Opening 1/07/2022	Last Year Closing 30/06/2023	Year to Date 31 January 2024
(a) Net current assets used in the Statement of Financial Activity				
Current assets				
Cash and cash equivalents	4	\$ 3,200,000	\$ 15,322,292	\$ 6,674,575
Trade and other receivables	7	13,270,539	11,866,009	33,468,752
Other financial assets	3	110,618,325	142,779,730	167,839,041
Inventories	8	609,694	163,449	246,322
Other assets	8	0	3,739,236	5,344,333
		127,698,558	173,870,716	213,573,023
Less: current liabilities				
Trade and other payables		(23,165,114)	(24,228,416)	(13,022,885)
Other liabilities	12	(7,048,703)	(6,768,553)	(9,662,506)
Lease liabilities	11	(1,667,740)	(1,706,311)	(949,609)
Borrowings	10	(3,458,491)	(4,123,064)	(2,078,476)
Employee related provisions	12	(8,161,713)	(7,660,799)	(7,880,683)
Current Rehabilitation provisions		0	(10,837,171)	(10,837,171)
		(43,501,761)	(55,324,314)	(44,431,330)
Net current assets		84,196,797	118,546,402	169,141,693
Less: Total adjustments to net current assets	Note 2(d)	(84,196,797)	(105,411,246)	(103,593,868)
Closing funding surplus / (deficit)		0	13,135,156	65,547,825

(b) Non-cash amounts excluded from operating activities

The following non-cash revenue and expenditure has been excluded from operating activities within the Statement of Financial Activity in accordance with *Financial Management Regulation 32*.

Non-cash amounts excluded from operating activities	Amended Budget	YTD Budget (a)	YTD Actual (b)
	\$	\$	\$
Adjustments to operating activities			
Less: Profit on asset disposals	(192,920)	0	0
Add: Loss on asset disposals	994,210	0	0
Add: Depreciation	27,698,000	16,157,169	19,636,853
- Pensioner deferred rates	0	0	43,274
- Employee provisions	0	0	(87,812)
Total non-cash amounts excluded from operating activities	28,499,290	16,157,169	19,592,315

(c) Non-cash amounts excluded from investing activities

The following non-cash revenue and expenditure has been excluded from investing activities within the Statement of Financial Activity in accordance with *Financial Management Regulation 32*.

Adjustments to investing activities	Amended Budget	YTD Budget	YTD Actual
Movement in current unspent capital grants associated with restricted cash	6,417,400	3,760,950	3,482,342
Total non-cash amounts excluded from investing activities	6,417,400	3,760,950	3,482,342

(d) Current assets and liabilities excluded from budgeted deficiency

The following current assets and liabilities have been excluded from the net current assets used in the Statement of Financial Activity in accordance with *Financial Management Regulation 32* to agree to the surplus/(deficit) after imposition of general rates.

	Supplementary Information	Amended Budget Opening 1/07/2022	Last Year Closing 30/06/2023	Year to Date 31 January 2024
Adjustments to net current assets				
Less: Reserve accounts	5	(104,073,444)	(128,314,669)	(129,132,179)
Less: Unspent Loan Funds		0	(3,847,000)	(1,472,124)
Less: Unspent Grants/Contributions		0	(386,360)	(386,360)
Less: Land held for resale		(460,000)	0	0
Add: Movement in Expected Credit Loss on Sundry Receivables		0	49,178	0
Add: Current liabilities not expected to be cleared at the end of the year:				
- Current portion of borrowings	10	3,458,491	4,123,064	2,078,476
- Current portion of lease liabilities	11	1,667,740	1,706,311	949,609
- Current portion of contract liability held in reserve		7,048,703	2,760,260	5,650,856
- Current portion of Rehabilitation Provision		0	10,837,171	10,837,171
- Current portion of employee benefit provisions held in reserve	5	8,161,713	7,660,799	7,880,683
Total adjustments to net current assets	Note 2(a)	(84,196,797)	(105,411,246)	(103,593,868)

CURRENT AND NON-CURRENT CLASSIFICATION

In the determination of whether an asset or liability is current or non-current, consideration is given to the time when each asset or liability is expected to be settled. Unless otherwise stated assets or liabilities are classified as current if expected to be settled within the next 12 months, being the Council's operational cycle.

**CITY OF ARMADALE
 NOTES TO THE STATEMENT OF FINANCIAL ACTIVITY
 FOR THE PERIOD ENDED 31 JANUARY 2024**

3 EXPLANATION OF MATERIAL VARIANCES

The material variance thresholds are adopted annually by Council as an indicator of whether the actual expenditure or revenue varies from the year to date actual materially. The material variance adopted by Council for the 2023-24 year is greater than \$100,000 .

Description	Var. \$ \$	Var. % %	
Revenue from operating activities			
General rates	469,622	0.57%	▲
Based on the budget phasing, interim rates is ahead of the expected position at Jan 31 primarily due to business improvement values – the actual position of rates by category will be explained in more detail at an upcoming rates budget workshop which will then include all interims being processed.		Timing	
Interest revenue	1,049,843	27.96%	▲
The interest rates and resulting interest revenue are currently higher than budgeted.		Timing	
Profit/(loss) on disposal of assets	0	0.00%	
The asset module in One-Council system is being updated with revaluation amounts from 2022/23. The profit/(loss) on the disposal will be accounted after closing 2022/23 asset module.			
Expenditure from operating activities			
Materials and contracts	8,921,906	31.61%	▼
At the end of January there remains a number of unspent contractor, software maintenance, fleet operations, program expenditure, and consultant expenses across the City. Approx 90% of the variance relates to 7 business units - Waste Services, Parks, Property, Civil Works, IT, Environment & Sustainability, and Planning. Some of these relate to budget phasing or a delay in availability.		Timing	
Utility charges	851,034	32.63%	▼
The variance is mainly due to the timing of street light expenses		Timing	
Depreciation	(3,479,684)	(21.54%)	▲
The value of the infrastructure assets increased after revaluation and consequently, the depreciation expenses are required to increase.		Permanent	
Other expenditure	(1,147,232)	(40.50%)	▲
Landfill levy accrued to be paid is higher than budget to the end of January. Additional expenditure will be addressed in the mid year review.		Timing	
Non-cash amounts excluded from operating activities	3,435,146	21.26%	▲
The variance is due to increased depreciation charge as explained above.		Permanent	
Inflows from investing activities			
Proceeds from capital grants, subsidies and contributions	(2,183,019)	(28.15%)	▼
Timing variance is due to Capital grants being tied to the completion of capital projects. Please refer to note 14.		Timing	
Outflows from investing activities			
Payments for property, plant and equipment	6,395,897	39.62%	▼
The variance is due to timing of the purchase of plant and equipment. Refer to note 6.		Timing	
Payments for construction of infrastructure	12,327,874	69.41%	▼
The variance is due to timing of the capital projects of infrastructure. Refer to note 6.		Timing	
Non-cash amounts excluded from investing activities	(278,608)	(7.41%)	▼
Reflects developer contributions and spend on DCP works, which will occur throughout the year.		Timing	

CITY OF ARMADALE
SUPPLEMENTARY INFORMATION
FOR THE PERIOD ENDED 31 JANUARY 2024

4 (a) CASH AND FINANCIAL ASSETS

Description	Classification	Unrestricted	Restricted	Total Cash	Trust	Expected Interest	Institution	Interest Rate	Maturity Date
		\$	\$	\$	\$				
Term Deposits - Municipal Funds	Financial assets at amortised cost	2,500,000	0	2,500,000	0	64,400	WESTPAC	5.11%	23/02/2024
Term Deposits - Municipal Funds	Financial assets at amortised cost	3,000,000	0	3,000,000	0	76,290	NAB	5.10%	26/02/2024
Term Deposits - Municipal Funds	Financial assets at amortised cost	3,000,000	0	3,000,000	0	75,958	NAB	5.05%	5/03/2024
Term Deposits - Municipal Funds	Financial assets at amortised cost	3,000,000	0	3,000,000	0	74,795	IMB	5.00%	7/03/2024
Term Deposits - Municipal Funds	Financial assets at amortised cost	2,000,000	0	2,000,000	0	50,362	NAB	5.05%	11/03/2024
Term Deposits - Municipal Funds	Financial assets at amortised cost	2,530,208	0	2,530,208	0	65,178	WESTPAC	5.11%	15/03/2024
Term Deposits - Municipal Funds	Financial assets at amortised cost	2,589,518	0	2,589,518	0	66,706	WESTPAC	5.11%	15/03/2024
Term Deposits - Municipal Funds	Financial assets at amortised cost	2,000,000	0	2,000,000	0	51,359	Bank of QLD	5.15%	27/03/2024
Term Deposits - Municipal Funds	Financial assets at amortised cost	3,000,000	0	3,000,000	0	77,462	CBA	5.15%	2/04/2024
Term Deposits - Municipal Funds	Financial assets at amortised cost	3,000,000	0	3,000,000	0	77,462	CBA	5.15%	2/04/2024
Term Deposits - Municipal Funds	Financial assets at amortised cost	3,000,000	0	3,000,000	0	77,462	CBA	5.15%	2/04/2024
Term Deposits - Municipal Funds	Financial assets at amortised cost	3,000,000	0	3,000,000	0	76,710	NAB	5.10%	2/04/2024
Term Deposits - Municipal Funds	Financial assets at amortised cost	3,000,000	0	3,000,000	0	76,710	NAB	5.10%	2/04/2024
Term Deposits - Municipal Funds	Financial assets at amortised cost	3,000,000	0	3,000,000	0	76,710	NAB	5.10%	2/04/2024
Term Deposits - Municipal Funds	Financial assets at amortised cost	2,000,000	0	2,000,000	0	49,836	CBA	4.97%	12/04/2024
Term Deposits - Municipal Funds	Financial assets at amortised cost	2,000,000	0	2,000,000	0	51,459	SUNCORP	5.16%	22/04/2024
Pending transfer from Reserve	Financial assets at amortised cost	63,397	(63,397)	0	0				
Term Deposits - Reserves	Financial assets at amortised cost	0	3,000,000	3,000,000	0	77,038	NAB	5.15%	12/02/2024
Term Deposits - Reserves	Financial assets at amortised cost	0	2,000,000	2,000,000	0	53,852	CBA	5.40%	12/02/2024
Term Deposits - Reserves	Financial assets at amortised cost	0	2,000,000	2,000,000	0	50,860	NAB	5.10%	26/02/2024
Term Deposits - Reserves	Financial assets at amortised cost	0	2,329,000	2,329,000	0	56,440	SUNCORP	4.86%	11/03/2024
Term Deposits - Reserves	Financial assets at amortised cost	0	3,000,000	3,000,000	0	74,453	IMB	4.95%	13/03/2024
Term Deposits - Reserves	Financial assets at amortised cost	0	2,000,000	2,000,000	0	49,863	Bank of QLD	5.00%	20/03/2024
Term Deposits - Reserves	Financial assets at amortised cost	0	5,000,000	5,000,000	0	119,422	BENDIGO BANK	4.79%	26/03/2024
Term Deposits - Reserves	Financial assets at amortised cost	0	3,000,000	3,000,000	0	77,462	CBA	5.15%	2/04/2024
Term Deposits - Reserves	Financial assets at amortised cost	0	3,000,000	3,000,000	0	77,462	CBA	5.15%	2/04/2024
Term Deposits - Reserves	Financial assets at amortised cost	0	3,000,000	3,000,000	0	77,885	Bank of QLD	5.15%	3/04/2024
Term Deposits - Reserves	Financial assets at amortised cost	0	5,000,000	5,000,000	0	129,103	Bank of QLD	5.15%	3/04/2024
Term Deposits - Reserves	Financial assets at amortised cost	0	5,000,000	5,000,000	0	127,151	CBA	5.10%	2/04/2024
Term Deposits - Reserves	Financial assets at amortised cost	0	5,000,000	5,000,000	0	125,342	IMB	5.00%	3/04/2024
Term Deposits - Reserves	Financial assets at amortised cost	0	3,000,000	3,000,000	0	75,094	SUNCORP	5.02%	2/04/2024
Term Deposits - Reserves	Financial assets at amortised cost	0	3,000,000	3,000,000	0	75,094	SUNCORP	5.02%	2/04/2024
Term Deposits - Reserves	Financial assets at amortised cost	0	3,000,000	3,000,000	0	75,094	SUNCORP	5.02%	2/04/2024
Term Deposits - Reserves	Financial assets at amortised cost	0	4,000,000	4,000,000	0	100,011	SUNCORP	5.07%	3/04/2024
Term Deposits - Reserves	Financial assets at amortised cost	0	2,000,000	2,000,000	0	51,359	SUNCORP	5.15%	15/04/2024
Term Deposits - Reserves	Financial assets at amortised cost	0	2,000,000	2,000,000	0	49,664	CBA	4.98%	15/04/2024
Term Deposits - Reserves	Financial assets at amortised cost	0	5,000,000	5,000,000	0	124,159	CBA	4.98%	15/04/2024
Term Deposits - Reserves	Financial assets at amortised cost	0	2,000,000	2,000,000	0	47,705	BENDIGO BANK	4.81%	15/04/2024
Term Deposits - Reserves	Financial assets at amortised cost	0	2,000,000	2,000,000	0	47,705	BENDIGO BANK	4.81%	15/04/2024
Term Deposits - Reserves	Financial assets at amortised cost	0	2,617,224	2,617,224	0	66,922	Bank of QLD	5.10%	17/04/2024
Term Deposits - Reserves	Financial assets at amortised cost	0	2,000,000	2,000,000	0	51,140	Bank of QLD	5.10%	17/04/2024
Term Deposits - Reserves	Financial assets at amortised cost	0	3,000,000	3,000,000	0	76,290	NAB	5.10%	22/04/2024
Term Deposits - Reserves	Financial assets at amortised cost	0	3,000,000	3,000,000	0	77,188	SUNCORP	5.16%	22/04/2024
Term Deposits - Reserves	Financial assets at amortised cost	0	3,000,000	3,000,000	0	73,448	BENDIGO BANK	4.91%	22/04/2024
Term Deposits - Reserves	Financial assets at amortised cost	0	3,000,000	3,000,000	0	76,290	NAB	5.10%	22/04/2024
Term Deposits - Reserves	Financial assets at amortised cost	0	5,000,000	5,000,000	0	130,890	SUNCORP	5.25%	29/04/2024
Term Deposits - Reserves	Financial assets at amortised cost	0	6,000,000	6,000,000	0	157,068	NAB	5.25%	13/05/2024
Term Deposits - Reserves	Financial assets at amortised cost	0	4,000,000	4,000,000	0	103,715	Bank of QLD	5.20%	15/05/2024
Term Deposits - Reserves	Financial assets at amortised cost	0	2,000,000	2,000,000	0	48,453	BENDIGO BANK	4.94%	17/05/2024
Term Deposits - Reserves	Financial assets at amortised cost	0	2,000,000	2,000,000	0	51,359	NAB	5.15%	27/05/2024
Term Deposits - Reserves	Financial assets at amortised cost	0	2,000,000	2,000,000	0	51,359	NAB	5.15%	27/05/2024
Term Deposits - Reserves	Financial assets at amortised cost	0	2,000,000	2,000,000	0	51,359	NAB	5.15%	27/05/2024
Term Deposits - Reserves	Financial assets at amortised cost	0	1,447,200	1,447,200	0	36,113	CBA	5.06%	4/06/2024
Term Deposits - Reserves	Financial assets at amortised cost	0	2,114,891	2,114,891	0	50,366	WESTPAC	4.75%	13/06/2024
Term Deposits - Reserves	Financial assets at amortised cost	0	3,000,000	3,000,000	0	73,551	CBA	4.89%	18/06/2024
Term Deposits - Reserves	Financial assets at amortised cost	0	3,000,000	3,000,000	0	76,739	SUNCORP	5.13%	15/07/2024
Term Deposits - Reserves	Financial assets at amortised cost	0	3,000,000	3,000,000	0	72,700	CBA	4.86%	15/07/2024
Term Deposits - Reserves	Financial assets at amortised cost	0	1,690,000	1,690,000	0	43,061	SUNCORP	5.11%	22/07/2024
Term Deposits - Reserves	Financial assets at amortised cost	0	2,021,000	2,021,000	0	51,797	SUNCORP	5.14%	29/07/2024
Term Deposits - Trust	Financial assets at amortised cost	0	0	0	1,200,000	30,815	SUNCORP	5.15%	15/04/2024
Term Deposits - Trust	Financial assets at amortised cost	0	0	0	1,400,000	36,649	NAB	5.25%	13/05/2024
Term Deposits - Trust	Financial assets at amortised cost	0	0	0	2,000,000	51,359	NAB	5.15%	27/05/2024
Funds - Muni Account	Cash and cash equivalents	2,698,315	3,976,260	6,674,575	761,937	0			
Total		45,381,438	129,132,178	174,513,616	5,361,937	4,369,705			
Comprising									
Cash and cash equivalents		2,698,315	3,976,260	6,674,575	761,937				
Financial assets at amortised cost		42,683,123	125,155,918	167,839,041	4,600,000				
		45,381,438	129,132,178	174,513,616	5,361,937				

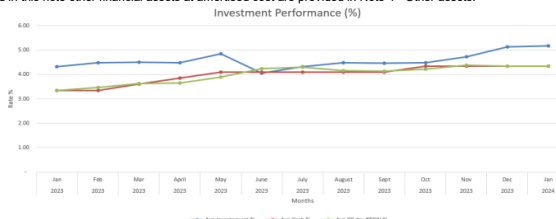
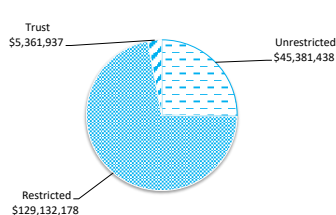
KEY INFORMATION

Cash and cash equivalents include cash on hand, cash at bank, deposits available on demand with banks and other short term highly liquid investments with original maturities of three months or less that are readily convertible to known amounts of cash and which are subject to an insignificant risk of changes in value. Bank overdrafts are reported as short term borrowings in current liabilities in the statement of net current assets.

The local government classifies financial assets at amortised cost if both of the following criteria are met:

- the asset is held within a business model whose objective is to collect the contractual cashflows, and
- the contractual terms give rise to cash flows that are solely payments of principal and interest.

Financial assets at amortised cost held with registered financial institutions are listed in this note other financial assets at amortised cost are provided in Note 4 - Other assets.



CITY OF ARMADALE
SUPPLEMENTARY INFORMATION
FOR THE PERIOD ENDED 31 JANUARY 2024

5 RESERVE ACCOUNTS

Reserve name	Budget	Budget	Budget	Budget	Budget	Actual	Actual	Actual	Actual	Actual
	Opening	Interest	Transfers	Transfers	Closing	Opening	Interest	Transfers	Transfers	Closing
	Balance	Earned	In (+)	Out (-)	Balance	Balance	Earned	In (+)	Out (-)	Balance
	\$	\$	\$	\$	\$	\$	\$	\$	\$	\$
Restricted by Legislation										
Reserves Cash Backed - Anstey Keane - DCP	6,697,459	301,400	5,958,700	(214,100)	12,743,459	10,157,189	257,669	2,332,978	(169,550)	12,578,286
Reserves Cash Backed - North Forrestdale DCP 3	22,636,248	1,018,600	1,880,700	(2,527,900)	23,007,648	22,359,105	567,209	567,263	(73,226)	23,420,351
Reserves Cash Backed - North Forrestdale SAR Asset Renewal	3,024,631	136,100	0	0	3,160,731	3,049,318	77,355	0	0	3,126,673
Reserves Cash Backed - SAR -A	0	0	127,600	(127,600)	0	18,696	474	0	0	19,170
Reserves Cash Backed - SAR -B	9,968	400	72,400	(72,400)	10,368	47,652	1,209	0	0	48,861
Reserves Cash Backed - SAR -C	2,818	100	21,300	(21,300)	2,918	6,203	157	0	0	6,360
Reserves Cash Backed - SAR -D	5,290	200	24,300	(24,300)	5,490	17,604	447	0	0	18,051
Reserves Cash Backed - SAR -F	0	0	319,745	(319,745)	0	0	0	0	0	0
Reserves Cash Backed - SAR -G	0	0	14,200	(14,200)	0	0	0	0	0	0
Restricted by Council										
Reserves Cash Backed - Asset Renewal	7,962,730	358,300	7,716,500	(6,833,600)	9,203,930	10,158,978	406,856	0	(270,327)	10,295,507
Reserves Cash Backed - Champion Lakes SAR Asset Renewal	172,180	7,700	0	0	179,880	173,273	4,396	0	0	177,669
Reserves Cash Backed - City Centre Activation	74,241	3,300	0	0	77,541	75,401	1,913	0	0	77,314
Reserves Cash Backed - Civic Precinct	2,878,020	129,500	500,000	0	3,507,520	2,895,289	84,642	0	0	2,979,931
Reserves Cash Backed - Community Art	49,040	2,200	0	0	51,240	106,318	2,697	0	0	109,015
Reserves Cash Backed - Computer Systems Technologies	1,897,424	23,300	0	(1,380,000)	540,724	2,333,087	59,186	0	0	2,392,273
Reserves Cash Backed - Crossover Contributions	63,490	2,900	0	0	66,390	63,905	1,621	0	0	65,526
Reserves Cash Backed - Covid-19 Response and Recovery	1,761,421	79,300	0	0	1,840,721	1,774,192	45,008	0	0	1,819,200
Reserves Cash Backed - Emergency Management	235,222	10,600	0	0	245,822	236,716	6,005	0	0	242,721
Reserves Cash Backed - Employee Provisions	9,226,859	415,200	0	0	9,642,059	9,284,713	235,536	0	0	9,520,249
Reserves Cash Backed - Events Reserve Fund	45,629	2,100	0	0	47,729	45,905	1,165	0	0	47,070
Reserves Cash Backed - Freehold Sales Capital Works	187,491	8,400	0	0	195,891	192,459	4,882	0	0	197,341
Reserves Cash Backed - Future Community Facilities	1,908,070	32,300	0	(1,275,000)	665,370	1,752,604	13,017	0	(1,275,000)	490,621
Reserves Cash Backed - Future Project Funding	13,260,270	596,700	1,000,000	(1,377,790)	13,479,180	17,024,515	454,259	0	(7,045)	17,471,729
Reserves Cash Backed - Future Recreation Facilities	927,584	41,700	0	(500,000)	469,284	933,253	23,675	0	0	956,928
Reserves Cash Backed - History of the District	38,570	1,700	0	0	40,270	38,834	985	0	0	39,819
Reserves Cash Backed - Infrastructure Project Contribution	830,274	37,400	0	(1,082,100)	(214,426)	1,580,192	38,138	0	(601,962)	1,016,368
Reserves Cash Backed - Land Acquisition	488,946	22,000	0	0	510,946	491,887	12,478	0	0	504,365
Reserves Cash Backed - Mobile Bin Program	2,079,698	93,600	0	0	2,173,298	2,092,509	53,083	0	0	2,145,592
Reserves Cash Backed - Perth Hills Tourism Alliance	47,578	2,100	0	0	49,678	47,914	1,215	0	0	49,129
Reserves Cash Backed - Plant and Machinery	2,932,008	131,900	2,000,000	(3,521,750)	1,542,158	5,212,602	177,008	0	(1,856,900)	3,532,710
Reserves Cash Backed - Portable Long Service Leave	8,600	400	0	0	9,000	0	0	0	0	0
Reserves Cash Backed - Revolving Energy	306,000	13,800	0	0	319,800	310,299	7,872	0	0	318,171
Reserves Cash Backed - Strategic Asset Investments	733,320	33,000	0	0	766,320	737,729	18,715	0	0	756,444
Reserves Cash Backed - Waste Management	22,833,124	1,027,500	626,400	(6,366,790)	18,120,234	30,572,718	770,698	0	(1,498,589)	29,844,827
Reserves Cash Backed - Workers Compensation	259,120	6,300	0	0	265,420	259,398	6,580	0	0	265,978
Reserves Cash Backed - Wungong River Project	699,650	31,500	256,000	0	987,150	709,513	23,730	0	0	733,243
Reserves Cash Backed - Works Contributions	672,724	30,300	0	0	703,024	676,807	17,169	0	0	693,976
Reserves Cash Backed - Public Art Contributions	42,500	1,900	0	0	44,400	43,298	1,496	266,776	0	311,570
Reserves Cash Backed - DevelopmentWA Public Art Contribution	160,306	7,200	0	0	167,506	163,197	4,140	0	0	167,337
Reserves Cash Backed - Forrestdale Business Park East	722,124	32,500	0	0	754,624	726,600	18,432	0	0	745,032
Reserves Cash Backed - Project Funds Rolled Over	567,932	25,600	0	(461,290)	132,242	1,929,717	48,594	0	(47,002)	1,931,309
Reserves Cash Backed - Street Tree Contribution	93,000	4,200	0	0	97,200	15,080	383	0	0	15,463
Reserves Cash Backed - Kelmscott - Landscaping, Public Art and Bi	0	0	100,000	0	100,000	0	0	0	0	0
	106,541,559	4,673,200	20,617,845	(26,119,865)	105,712,739	128,314,669	3,450,094	3,167,017	(5,799,602)	129,132,179
Sub Reserve Notes										
<i>Future Projects Funding Reserve includes provision for;</i>										
St Francis Xavier Church	686,790									
Champion Lakes Community Centre	91,000									
Trails Network	500,000									
Kelmscott Public Realm	500,000									
<i>Projects Rolled Over Reserve includes provision for;</i>										
Administration Lift	281,290									
Roley Pools Heritage Trail & Program	180,000									

CITY OF ARMADALE
SUPPLEMENTARY INFORMATION
FOR THE PERIOD ENDED 31 JANUARY 2024

INVESTING ACTIVITIES

6 CAPITAL ACQUISITIONS

Capital acquisitions	Amended		YTD Actual	YTD Actual Variance
	Budget	YTD Budget		
	\$	\$	\$	\$
Land - freehold land	337,000	196,583	0	(196,583)
Buildings	20,020,430	11,678,584	7,770,663	(3,907,921)
Furniture and equipment	747,620	436,112	119,181	(316,930)
Plant and equipment	6,568,050	3,831,363	1,856,900	(1,974,463)
Acquisition of property, plant and equipment	27,673,100	16,142,642	9,746,744	(6,395,897)
Infrastructure - roads	13,307,347	7,762,619	2,650,565	(5,112,054)
Infrastructure - Drainage	2,487,290	1,450,919	99,777	(1,351,142)
Infrastructure - Pathways	1,992,050	1,162,029	84,264	(1,077,765)
Infrastructure - Parks and Reserves	7,496,149	4,372,754	1,080,726	(3,292,028)
Infrastructure - Waste Infrastructure	4,472,790	2,609,128	1,106,483	(1,502,644)
Infrastructure - Other Infrastructure	291,620	170,112	10,057	(160,054)
Infrastructure - Landfill Cell	400,000	233,333	401,147	167,813
Acquisition of infrastructure	30,447,246	17,760,894	5,433,019	(12,327,874)
Total capital acquisitions	58,120,346	33,903,535	15,179,764	(18,723,771)
Capital Acquisitions Funded By:				
Capital grants and contributions	15,489,391	7,755,275	3,890,545	(3,864,730)
Borrowings	7,578,000	0	2,316,355	2,316,355
Assets acquired through Leasing	605,800	0	0	0
Proceeds from sale of assets	1,548,300	0	0	0
Reserve accounts				
Reserves Cash Backed - Asset Renewal	6,833,600	3,986,267	270,327	(3,715,940)
Reserves Cash Backed - Future Community Facilities	1,275,000	743,750	1,275,000	531,250
Reserves Cash Backed - Future Project Funding	1,377,790	803,711	7,045	(796,666)
Reserves Cash Backed - Future Recreation Facilities	500,000	291,667	0	(291,667)
Reserves Cash Backed - Infrastructure Project Contributic	1,082,100	631,225	601,962	(29,263)
Reserves Cash Backed - Plant and Machinery	3,521,750	2,054,354	1,856,900	(197,454)
Reserves Cash Backed - Waste Management	6,366,790	3,713,961	1,498,590	(2,215,371)
Reserves Cash Backed - Project Funds Rolled Over	461,290	269,086	47,002	(222,084)
Contribution - Municipal	11,480,535	13,654,240	3,416,038	(10,238,202)
Capital funding total	58,120,346	33,903,535	15,179,764	(18,723,771)

SIGNIFICANT ACCOUNTING POLICIES

Each class of fixed assets within either plant and equipment or infrastructure, is carried at cost or fair value as indicated less, where applicable, any accumulated depreciation and impairment losses.

Assets for which the fair value as at the date of acquisition is under \$5,000 are not recognised as an asset in accordance with *Financial Management Regulation 17A (5)*. These assets are expensed immediately.

Where multiple individual low value assets are purchased together as part of a larger asset or collectively forming a larger asset exceeding the threshold, the individual assets are recognised as one asset and capitalised.

Initial recognition and measurement for assets held at cost

Plant and equipment including furniture and equipment is recognised at cost on acquisition in accordance with *Financial Management Regulation 17A*. Where acquired at no cost the asset is initially recognise at fair value. Assets held at cost are depreciated and assessed for impairment annually.

Initial recognition and measurement between mandatory revaluation dates for assets held at fair value

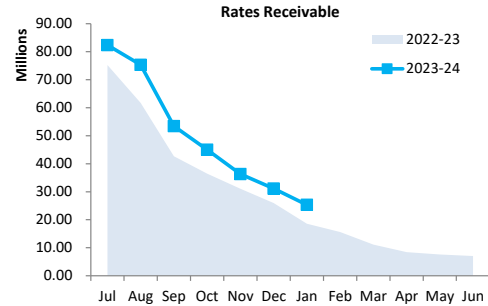
In relation to this initial measurement, cost is determined as the fair value of the assets given as consideration plus costs incidental to the acquisition. For assets acquired at zero cost or otherwise significantly less than fair value, cost is determined as fair value at the date of acquisition. The cost of non-current assets constructed by the City includes the cost of all materials used in construction, direct labour on the project and an appropriate proportion of variable and fixed overheads.

CITY OF ARMADALE
SUPPLEMENTARY INFORMATION
FOR THE PERIOD ENDED 31 JANUARY 2024

OPERATING ACTIVITIES

7 RECEIVABLES

(a) Rates receivable	30 June 2023	31 Jan 2024
	\$	\$
Opening arrears previous years	5,752,178	7,105,476
Levied this year	78,394,583	83,109,626
Less - collections to date	(77,041,285)	(64,916,311)
Gross rates collectable	7,105,476	25,298,791
Allowance for impairment of rates receivable	0	0
Net rates collectable	7,105,476	25,298,791
% Collected	91.6%	72.0%



Other Receivables

Sundry receivable	1,995,956
GST receivable	311,274
Allowance for impairment of receivables from contracts with customers	(33,495)
ESL Receivables	1,460,750
Debtors Control - Sanitation (Rates)	1,766,465
Unclaimed Pensioner Rebate Generated	2,484,329
Unclaimed ESL Rebate claimed	184,682
Total receivables general outstanding	8,169,960

Total
\$
1,995,956
311,274
(33,495)
1,460,750
1,766,465
2,484,329
184,682
8,169,960

Amounts shown above include GST (where applicable)

KEY INFORMATION

Trade and other receivables include amounts due from ratepayers for unpaid rates and service charges and other amounts due from third parties for goods sold and services performed in the ordinary course of business.

Trade receivables are recognised at original invoice amount less any allowances for uncollectable amounts (i.e. impairment). The carrying amount of net trade receivables is equivalent to fair value as it is due for settlement within 30 days.

Classification and subsequent measurement

Receivables which are generally due for settlement within 30 days except rates receivables which are expected to be collected within 12 months are classified as current assets. All other receivables such as, deferred pensioner rates receivable after the end of the reporting period are classified as non-current assets.

Trade and other receivables are held with the objective to collect the contractual cashflows and therefore the City measures them subsequently at amortised cost using the effective interest rate method.

NOTES TO THE STATEMENT OF FINANCIAL ACTIVITY
FOR THE PERIOD ENDED 31 JANUARY 2024

OPERATING ACTIVITIES

7 (b) RECEIVABLES

	Brought Forward 1 July \$	This Time Last Year 31-Jan-23 \$	31 January 2024 YTD Actual \$
General Receivables			
Debtors - General	2,036,904	4,431,084	1,223,346
Debtors - Rangers (Legacy)	210,607	200,221	202,253
Debtors - Recreation	41,210	103,929	15,841
Debtors - Libraries	-	2,278	70
Debtors - Fire	27,801	29,786	47,130
Debtors - Animals	193,443	191,816	197,265
Debtors - Parking	105,044	105,897	99,573
Debtors - Litter	104,977	107,137	101,025
Debtors - Off Road Vehicles	216	216	216
Debtors - Health	11,880	8,948	17,328
Debtors - Thoroughfares	7,708	7,895	8,139
Debtors - Unauthorised Signs	3,968	4,230	4,994
Debtors - Cats	5,261	6,718	3,552
Debtors - Planning & Building	75,227	100,392	75,227
	2,824,246	5,300,548	1,995,956

General Receivables - Aging

	Current	30 Days	60 Days	90 Days	120 + Days	Total
Sundry Receivable General	578,390	197,664	231,815	3,625	211,853	1,223,346
Libraries	-	70	-	-	-	70
Rangers	-	(360)	200	-	202,413	202,253
Recreation	(704)	(832)	-	-	17,377	15,841
Infringements	(3,935)	-	-	-	483,155	479,220
Planning & Building	-	-	-	-	75,227	75,227
Total Receivables General	573,751	196,541	232,015	3,625	990,024	1,995,956

General Receivables - Aging (continued)

Sundry Debtors Outstanding Over 120 Days Exceeding \$1,000

Debtor #	Under Investigation by	\$
Various	Fines Enforcement Registry	685,568
4826	Waste Charges	103,284
Debtor	Planning & Building	75,227
89	Sports Charges	25,303
5113	Other	9,600
3208	Other	6,248
57	Waste Charges	29,492
4769	Other	11,528
4633	Recreation Services	5,069
3336	Other	5,887
5132	Waste Charges	14,397
	Debtors 120+ Days < \$5,000	18,421
Total Debtors 120+ Days > \$1,000		990,024

**CITY OF ARMADALE
SUPPLEMENTARY INFORMATION
FOR THE PERIOD ENDED 31 JANUARY 2024**

OPERATING ACTIVITIES

8 OTHER CURRENT ASSETS

	Opening Balance 1 July 2023	Asset Increase	Asset Reduction	Closing Balance 31 January 2024
	\$	\$	\$	\$
Other current assets				
Other financial assets at amortised cost				
Financial assets at amortised cost - term deposits	142,779,730	25,059,311	0	167,839,041
Inventory				
Inventory	163,449	82,873	0	246,322
Other assets				
Prepayments	45,691	40,399	0	86,090
Accrued income	3,693,545	1,564,698	0	5,258,243
Total other current assets	146,682,415	26,747,281	0	173,429,696

Amounts shown above include GST (where applicable)

KEY INFORMATION

Other financial assets at amortised cost

The City classifies financial assets at amortised cost if both of the following criteria are met:

- the asset is held within a business model whose objective is to collect the contractual cashflows, and
- the contractual terms give rise to cash flows that are solely payments of principal and interest.

Inventory

Inventories are measured at the lower of cost and net realisable value.

Net realisable value is the estimated selling price in the ordinary course of business less the estimated costs of completion and the estimated costs necessary to make the sale.

Land held for resale

Land held for development and resale is valued at the lower of cost and net realisable value. Cost includes the cost of acquisition, development, borrowing costs and holding costs until completion of development.

Borrowing costs and holding charges incurred after development is completed are expensed.

Gains and losses are recognised in profit or loss at the time of signing an unconditional contract of sale if significant risks and rewards, and effective control over the land, are passed onto the buyer at this point.

Land held for resale is classified as current except where it is held as non-current based on the Council's intentions to release for sale.

CITY OF ARMADALE
SUPPLEMENTARY INFORMATION
FOR THE PERIOD ENDED 31 JANUARY 2024

OPERATING ACTIVITIES

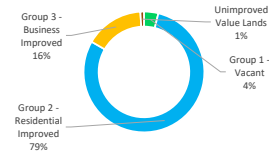
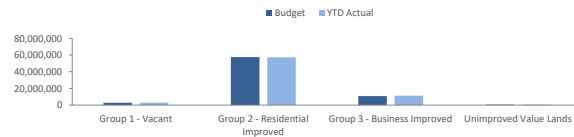
9 RATE REVENUE

General rate revenue

RATE TYPE	Rate in	Number of	Rateable	Rate	Budget		YTD Actual		
	(\$ (cents))	Properties	Value	Revenue	Interim Rate Revenue	Total Revenue	Rate Revenue	Interim Rate Revenue	Total Revenue
			\$	\$	\$	\$	\$	\$	\$
General Rates									
Group 1 - Vacant	0.14578	931	18,984,422	2,765,813	0	2,765,813	2,782,771	(18,204)	2,764,566
Group 2 - Residential Improved	0.09404	30,270	609,591,747	56,534,968	961,624	57,496,592	56,522,582	591,596	57,114,178
Group 3 - Business Improved	0.09813	777	116,470,265	10,704,722	0	10,704,722	10,712,589	586,929	11,299,518
Unimproved Value Lands	0.00476	126	143,196,000	678,722	0	678,722	678,757	2,140	680,897
Sub-Total		32,104	888,242,434	70,684,225	961,624	71,645,849	70,696,699	1,162,461	71,859,159
Minimum payment									
Minimum Payment \$									
Gross rental value									
Group 1 - Vacant	1,175	2,128	11,491,218	2,497,157	58,728	2,555,885	2,500,400	(41,940)	2,458,460
Group 2 - Residential Improved	1,356	5,661	73,620,033	7,666,429	67,821	7,734,250	7,673,604	(1,886)	7,671,718
Group 3 - Business Improved	1,577	342	3,871,814	537,725	11,827	549,552	539,334	0	539,334
Unimproved Value Lands	1,624	15	3,464,994	22,735	0	22,735	24,360	0	24,360
Sub-total	8,146	92,448,059	10,724,046	138,376	10,862,422	10,737,698	(43,826)	10,693,872	
Rate Equivalent Payments and Adjustments				30,000	0	30,000	0	0	0
Concession				(20,000)	0	(20,000)	(23,470)	0	(23,470)
Amount from general rates	40,250			81,418,271	1,100,000	82,518,271	81,410,927	1,118,635	82,529,561
Ex-gratia rates				0	0	0	0	0	0
Total general rates				81,418,271	1,100,000	82,518,271	81,410,927	1,118,635	82,529,561
Specified area rates									
Rate in \$ (cents)									
SAR A - Armadale Town Centre	0.4356	89	29,317,969	127,600	0	127,600	127,709	0	127,709
SAR B - Kelmscott Town Centre	0.8800	80	8,256,329	72,400	0	72,400	72,656	0	72,656
SAR C - Kelmscott Industrial Area	0.1697	344	12,526,709	21,300	0	21,300	21,248	10	21,258
SAR D - South Armadale Industrial Area	0.3496	142	6,950,798	24,300	0	24,300	24,300	0	24,300
SAR F - Harrisdale/Piara Waters	0.2712	4,997	118,002,694	319,745	0	319,745	319,522	366	319,888
SAR G - Champion Lakes	0.2313	332	6,176,000	14,200	0	14,200	14,199	55	14,254
Total specified area rates	5,984	181,230,499	579,545	0	579,545	579,633	432	580,065	
Total				81,997,816	1,100,000	83,097,816	81,990,561	1,119,066	83,109,626

KEY INFORMATION

Prepaid rates are, until the taxable event for the rates has occurred, refundable at the request of the ratepayer. Rates received in advance give rise to a financial liability. When the taxable event occurs the financial liability is extinguished and income recognised for the prepaid rates that have not been refunded.



CITY OF ARMADALE
SUPPLEMENTARY INFORMATION
FOR THE PERIOD ENDED 31 JANUARY 2024

FINANCING ACTIVITIES

10 BORROWINGS

Repayments - borrowings

Information on borrowings	Loan No.	New Loans			Principal Repayments		Principal Outstanding		Interest Repayments	
		1 July 2023	Actual	Budget	Actual	Budget	Actual	Budget	Actual	Budget
Particulars		\$	\$	\$	\$	\$	\$	\$	\$	
Governance										
296 Loan Borrowings 2009	296	54,984	0	0	(27,035)	(54,984)	27,949	0	(1,861)	(2,810)
316 Orchard House 2014	316	2,320,548	0	0	(81,395)	(164,740)	2,239,153	2,155,808	(55,461)	(108,980)
318 Orchard House 2015	318	7,265,863	0	0	(258,855)	(522,280)	7,007,008	6,743,583	(128,242)	(251,920)
323 Core System Review	323	2,174,764	0	0	(172,434)	(346,420)	2,002,330	1,828,344	(19,573)	(37,590)
342 Core System Review	342	997,463	0	0	(68,507)	(137,430)	928,956	860,033	(5,992)	(11,570)
345A Core System Review	345A	1,238,736	0	0	(57,384)	(115,970)	1,181,352	1,122,766	(25,910)	(50,620)
345B Core System Review	345B	1,320,800	0	0	(52,970)	(107,140)	1,267,830	1,213,660	(29,842)	(58,490)
345C Core System Review	345C	0	0	2,028,000	0	0	0	2,028,000	0	0
Recreation and culture										
291 Aquatic Works 2008	291	197,372	0	0	(16,723)	(34,050)	180,649	163,322	(7,165)	(13,720)
299 Aquatic Centre Upgrade 2010	299	185,493	0	0	(44,275)	(89,920)	141,218	95,573	(5,741)	(10,110)
302 Aquatic Centre Upgrade 2011	302	776,515	0	0	(38,493)	(78,150)	738,022	698,365	(23,373)	(45,590)
304 Frye Park Redevelopment 201	304	579,399	0	0	(28,722)	(58,310)	550,677	521,089	(17,440)	(34,020)
305 Piara Waters (North) Sports 20	305	318,410	0	0	(49,293)	(100,040)	269,117	218,370	(9,377)	(17,300)
311 Aquatic Centre Upgrade 2012	311	895,196	0	0	(40,926)	(82,770)	854,270	812,426	(20,052)	(39,190)
314 Oval Lighting Renewal	314	205,580	0	0	(50,077)	(101,020)	155,503	104,560	(3,567)	(6,260)
315 Armadale Golf Course	315	153,662	0	0	(18,241)	(36,750)	135,421	116,912	(2,259)	(4,250)
322 Kelmscott Library - Stage 1	322	232,264	0	0	(37,429)	(75,360)	194,835	156,904	(3,124)	(5,740)
324A Indoor Aquatic Centre	324	9,113,302	0	0	(245,405)	(493,120)	8,867,897	8,620,182	(85,719)	(169,130)
326 Armadale Hall Upgrade 2018	326	2,408,894	0	0	(190,997)	(383,710)	2,217,897	2,025,184	(21,680)	(41,640)
332 Champion Centre Upgrade	332	141,593	0	0	(35,197)	(70,530)	106,396	71,063	(537)	(940)
334 Armadale Library Creative Spa	334	55,572	0	0	(27,685)	(55,572)	27,887	0	(403)	(610)
336 Lighting Renewal - 2	336	10,298	0	0	(5,127)	(10,298)	5,171	0	(75)	(110)
337 AFAC Carpark	337	436,704	0	0	(10,909)	(21,920)	425,795	414,784	(4,224)	(8,340)
343 Bedforddale Fire Service	343	608,514	0	0	(36,013)	(72,290)	572,501	536,224	(4,397)	(8,530)
344 Challenge Park	344	1,128,626	0	0	(52,283)	(105,660)	1,076,343	1,022,966	(23,607)	(46,120)
346 Roleystone Theatre	346	2,939,000	0	0	(117,867)	(238,400)	2,821,133	2,700,600	(66,404)	(130,140)
347 Creyk Park 2021	347	1,267,731	0	0	(58,727)	(118,680)	1,209,004	1,149,051	(26,517)	(51,800)
339 Piara Waters Library Services	339	0	0	500,000	0	0	0	500,000	0	0
349 Piara Waters Library Services	349	0	0	4,645,000	0	0	0	4,645,000	0	0
350A Forrestdale Hub	350A	0	0	405,000	0	0	0	405,000	0	0
Transport										
317 Abbey Road Project 2014	317	356,656	0	0	(176,549)	(356,656)	180,107	0	(7,187)	(10,820)
321 Armadale Arena Roofing 2015	321	185,018	0	0	(45,069)	(90,920)	139,949	94,098	(3,210)	(5,640)
		0	0	0	0	0	0	0	0	0
Total		37,568,957	0	7,578,000	(2,044,588)	(4,123,090)	35,524,369	41,023,867	(602,939)	(1,171,980)
Current borrowings		4,123,064					2,078,476			
Non-current borrowings		33,445,893					33,445,893			
		37,568,957					35,524,369			

All debenture repayments were financed by general purpose revenue.

Unspent borrowings

Particulars	Date Borrowed	Unspent Balance	Borrowed During	Expended During	Unspent Balance
		30 June 2023	Year	Year	31 January 2024
		\$	\$	\$	\$
345B Core System Review	29/06/2023	908,000	0	(723,704)	184,296
346 Roleystone Theatre	30/06/2023	2,939,000	0	(1,651,172)	1,287,828
		3,847,000	0	(2,374,876)	1,472,124

KEY INFORMATION

Borrowing costs are recognised as an expense when incurred except where they are directly attributable to the acquisition, construction or production of a qualifying asset. Where this is the case, they are capitalised as part of the cost of the particular asset until such time as the asset is substantially ready for its intended use or sale.

Fair values of borrowings are not materially different to their carrying amounts, since the interest payable on those borrowings is either close to current market rates or the borrowings are of a short term nature. Non-current borrowings fair values are based on discounted cash flows using a current borrowing rate.

CITY OF ARMADALE
SUPPLEMENTARY INFORMATION
FOR THE PERIOD ENDED 31 JANUARY 2024

FINANCING ACTIVITIES

11 LEASE LIABILITIES

Movement in carrying amounts

Information on leases Particulars	Lease No.	New Leases		Principal Repayments		Principal Outstanding		Interest Repayments		
		1 July 2023	Actual	Budget	Actual	Budget	Actual	Budget	Actual	Budget
		\$	\$	\$	\$	\$	\$	\$	\$	
Governance		220,149	0	18,000	(54,620)	(110,900)	165,529	127,249	(2,730)	(3,800)
Corporate Services		1,638,537	0	485,400	(310,981)	(546,044)	1,329,222	1,577,893	(19,799)	(30,500)
Recreation and culture		584,415	0	77,200	(91,972)	(192,184)	492,443	469,431	(7,752)	(16,000)
Transport		61,262	0	25,200	(9,797)	(9,500)	51,465	76,962	(841)	(1,600)
Other property and services		988,746	0	0	(290,997)	(568,872)	697,749	419,874	(11,843)	(22,400)
Total		3,493,109	0	605,800	(758,367)	(1,427,500)	2,736,408	2,671,409	(42,965)	(74,300)
Current lease liabilities		1,706,311					949,609			
Non-current lease liabilities		1,786,799					1,786,799			
		3,493,110					2,736,408			

All lease repayments were financed by general purpose revenue.

KEY INFORMATION

At inception of a contract, the City assesses if the contract contains or is a lease. A contract is or contains a lease, if the contract conveys the right to control the use of an identified asset for a period of time in exchange for consideration. At the commencement date, a right of use asset is recognised at cost and lease liability at the present value of the lease payments that are not paid at that date. The lease payments are discounted using that date. The lease payments are discounted using the interest rate implicit in the lease, if that rate can be readily determined. If that rate cannot be readily determined, the City uses its incremental borrowing rate.

All contracts classified as short-term leases (i.e. a lease with a remaining term of 12 months or less) and leases of low value assets are recognised as an operating expense on a straight-line basis over the term of the lease.

CITY OF ARMADALE
SUPPLEMENTARY INFORMATION
FOR THE PERIOD ENDED 31 JANUARY 2024

OPERATING ACTIVITIES

12 OTHER CURRENT LIABILITIES

	Note	Opening Balance 1 July 2023 \$	Liability transferred from/(to) non current \$	Liability Increase \$	Liability Reduction \$	Closing Balance 31 January 2024 \$
Other current liabilities						
Other liabilities						
Contract liability		2,760,260	0	2,890,596	0	5,650,856
Capital Grant/ Contributions Liabilities		4,008,293	0	3,357	0	4,011,650
Total other liabilities		6,768,553	0	2,893,953	0	9,662,506
Employee Related Provisions						
Provision for annual leave		4,256,661	0	26,765	0	4,283,426
Provision for long service leave		3,404,138	0	193,119	0	3,597,257
Total Provisions		7,660,799	0	219,884	0	7,880,683
Total other current liabilities		14,429,352	0	3,113,837	0	17,543,189

Amounts shown above include GST (where applicable)

KEY INFORMATION

Provisions

Provisions are recognised when the City has a present legal or constructive obligation, as a result of past events, for which it is probable that an outflow of economic benefits will result and that outflow can be reliably measured.

Provisions are measured using the best estimate of the amounts required to settle the obligation at the end of the reporting period.

Employee Related Provisions

Short-term employee benefits

Provision is made for the City's obligations for short-term employee benefits. Short-term employee benefits are benefits (other than termination benefits) that are expected to be settled wholly before 12 months after the end of the annual reporting period in which the employees render the related service, including wages, salaries and sick leave. Short-term employee benefits are measured at the (undiscounted) amounts expected to be paid when the obligation is settled.

The City's obligations for short-term employee benefits such as wages, salaries and sick leave are recognised as a part of current trade and other payables in the calculation of net current assets.

Other long-term employee benefits

The City's obligations for employees' annual leave and long service leave entitlements are recognised as employee related provisions in the statement of financial position.

Long-term employee benefits are measured at the present value of the expected future payments to be made to employees. Expected future payments incorporate anticipated future wage and salary levels, durations of service and employee departures and are discounted at rates determined by reference to market yields at the end of the reporting period on government bonds that have maturity dates that approximate the terms of the obligations. Any remeasurements for changes in assumptions of obligations for other long-term employee benefits are recognised in profit or loss in the periods in which the changes occur. The City's obligations for long-term employee benefits are presented as non-current provisions in its statement of financial position, except where the City does not have an unconditional right to defer settlement for at least 12 months after the end of the reporting period, in which case the obligations are presented as current provisions.

Contract liabilities

An entity's obligation to transfer goods or services to a customer for which the entity has received consideration (or the amount is due) from the customer.

Capital grant/contribution liabilities

Grants to acquire or construct recognisable non-financial assets to identified specifications be constructed to be controlled by the City are recognised as a liability until such time as the City satisfies its obligations under the agreement.

CITY OF ARMADALE
SUPPLEMENTARY INFORMATION
FOR THE PERIOD ENDED 31 JANUARY 2024

OPERATING ACTIVITIES

13 GRANTS, SUBSIDIES AND CONTRIBUTIONS

Provider	Unspent grant, subsidies and contributions liability					Grants, subsidies and contributions revenue		
	Liability	Increase in Liability	Decrease in Liability	Liability	Current Liability	Amended Budget Revenue	YTD Budget	YTD Revenue Actual
	1 July 2023		(As revenue)	31 Jan 2024	31 Jan 2024			
	\$	\$	\$	\$	\$	\$	\$	\$
Grants and subsidies								
Department of Biodiversity Conservation and Attractions	0	0	0	0	0	515,110	277,636	0
Department of Communities	0	16,644	(16,644)	0	0	33,000	19,250	16,644
Department of Fire and Emergency Services	0	136,278	(136,278)	0	0	207,000	120,750	136,278
Department of Planning, Lands & Heritage	0	139,476	(139,476)	0	0	139,500	69,750	139,476
Department of Treasury	0	99,789	(99,789)	0	0	270,000	157,500	99,789
Lotterywest	0	0	0	0	0	15,000	8,750	0
Main Roads Western Australia	0	573,734	(573,734)	0	0	636,499	324,725	573,734
Mindaroo Foundation	0	102,900	(102,900)	0	0	362,210	131,105	102,900
National Australia Day Council	0	0	0	0	0	20,000	11,669	0
National Indigenous Australian Agency	0	172,000	(172,000)	0	0	160,000	93,331	172,000
	0	1,240,821	(1,240,821)	0	0	2,358,319	1,214,466	1,240,821
Contributions								
City of Gosnells	0	0	0	0	0	340,600	198,681	0
DCP - Anstey Keane	0	169,550	(169,550)	0	0	214,100	124,894	169,550
DCP - North Forrestdale	0	73,226	(73,226)	0	0	482,000	281,169	73,226
Local Government Insurance Scheme (LGIS)	0	80,343	(80,343)	0	0	50,000	29,169	80,343
Other Local Governments	0	59,897	(59,897)	0	0	70,000	40,810	59,897
Others	0	205,620	(205,620)	0	0	6,300	3,675	205,620
	0	588,636	(588,636)	0	0	1,163,000	678,398	588,636
TOTALS	0	1,829,457	(1,829,457)	0	0	3,521,319	1,892,864	1,829,457

CITY OF ARMADALE
SUPPLEMENTARY INFORMATION
FOR THE PERIOD ENDED 31 JANUARY 2024

INVESTING ACTIVITIES

14 CAPITAL GRANTS, SUBSIDIES AND CONTRIBUTIONS

Provider	Capital grant/contribution liabilities					Capital grants, subsidies and contributions revenue		
	Liability 1 July 2023	Increase in Liability	Decrease in Liability (As revenue)	Liability 31 Jan 2024	Current Liability 31 Jan 2024	Amended Budget Revenue	YTD Budget	YTD Revenue Actual
	\$	\$	\$	\$	\$	\$	\$	\$
Capital grants and subsidies								
ARENA (Australian Renewable Energy Agency)	0	0	0	0	0	151,000	88,081	0
Main Roads WA	1,901,659	294,741	(794,146)	1,402,254	1,402,254	6,546,087	3,131,755	794,146
Public Transport Authority WA	3,048	0	(5,066)	(2,018)	(2,018)	66,620	37,316	5,066
Department of Infrastructure, Transport, Regional Develc	(1,124,599)	3,048,273	(2,605,875)	(682,201)	(682,201)	5,394,684	2,587,961	2,605,875
Department of Local Government, Sport and Cultural Indi	548,720	600,000	(383,695)	765,025	765,025	2,701,000	1,522,081	383,695
WA Police	589,796	0	(233)	589,563	589,563	600,000	300,000	233
Department of Transport	0	4,500	0	4,500	4,500	30,000	88,081	0
	1,918,624	3,947,514	(3,789,015)	2,077,123	2,077,123	15,489,391	7,755,275	3,789,015
Capital contributions								
DCP Contribution Rexington Pty Ltd	320,500	0	0	320,500	320,500	0	0	0
Other contributions	(1,640,892)	1,634,392	0	(6,500)	(6,500)	0	0	0
Trust Funded Capital Contributions	0	1,783,241	(1,783,241)	0	0	0	0	1,783,241
	(1,320,392)	3,417,633	(1,783,241)	314,000	314,000	0	0	1,783,241
TOTALS	598,232	7,365,147	(5,572,256)	2,391,123	2,391,123	15,489,391	7,755,275	5,572,256

**CITY OF ARMADALE
SUPPLEMENTARY INFORMATION
FOR THE PERIOD ENDED 31 JANUARY 2024**

15 TRUST FUND

Funds held at balance date which are required by legislation to be credited to the trust fund and which are not included in the financial statements are as follows:

Description	Opening	Amount	Amount	Closing
	Balance			Balance
	1 July 2023	Received	Paid	31 Jan 2024
	\$	\$	\$	\$
Cash in Lieu - POS - A14 Plan	1,734,668	40,065	(1,774,732)	0
Cash in Lieu - POS - Agreements	30,343	941		31,284
Cash in Lieu - POS - Ward - Minnowarra	9,258	214	(9,472)	0
Cash in Lieu of Parking	239,227	7,420	0	246,647
POS - Precinct A - Westfield	84,685	2,627	0	87,312
POS - Precinct B - Seville Grove	39,315	908	(40,223)	0
POS - Precinct C - West Armadale	367,854	11,409	0	379,264
POS - Precinct F - Clifton Hills	226,587	7,028	0	233,615
POS - Precinct H - Mount Nasura	1,263,638	39,193	0	1,302,832
POS - Precinct N - Forrestdale	230,215	7,140	0	237,355
POS - Precinct O - Palomino	78,069	2,421	0	80,491
POS - Regional Recreation Infrastructure	546,545	16,952	0	563,496
POS Cash in Lieu - Suburb - Piara Waters	707,188	21,934	0	729,122
POS Cash in Lieu - Suburb - Camillo	3,219	100	0	3,318
POS Cash in Lieu - Suburb - Kelmscott	96,236	2,985	0	99,221
POS Cash in Lieu - Suburb - Mount Richon	118,806	3,685	0	122,491
POS Cash in Lieu - Suburb - Armadale	300,038	9,306	0	309,344
POS Cash in Lieu - Suburb - Roleystone	86,467	2,682	0	89,149
POS Cash in Lieu - Suburb - Bedfordale	236,575	7,338	0	243,912
Nomination Deposits	240	2,900	(2,900)	240
Wungong Road Contribution Accounts	584,709	18,135	0	602,844
	6,983,881	205,384	(1,827,328)	5,361,937

CITY OF ARMADALE
SUPPLEMENTARY INFORMATION
FOR THE PERIOD ENDED 31 JANUARY 2024

16 BUDGET AMENDMENTS

Amendments to original budget since budget adoption. Surplus/(Deficit)

Description	Council Resolution	Classification	Non Cash	Increase in	Decrease in	Amended Budget Running Balance
			Adjustment	Available Cash	Available Cash	
			\$	\$	\$	\$
Opening Position Amended Budget				748,656		748,656
Reserve - Infrastructure Project Contributions	C16/7/23	Capital revenue		358,050		1,106,706
Capital projects - CP261, CP118, and CP159	C16/7/23	Capital expenses			(358,050)	748,656
Capital Expenditure - CFWD	CS35/8/23	Capital expenses			(24,052,290)	(23,303,634)
Unspent loan carried forward		Opening surplus(deficit)		2,939,000		(20,364,634)
DCP contribution	CS35/8/23	Non cash item	208,900			(20,155,734)
Cashbacked Reserve - NF	CS35/8/23	Capital revenue		208,900		(19,946,834)
Non- cash adjustment DCP	CS35/8/23	Non cash item	(208,900)			(20,155,734)
Reserves - Infrastructure Project Contribution	CS35/8/23	Capital revenue		724,050		(19,431,684)
Reserves - Asset Renewal	CS35/8/23	Capital revenue		2,782,300		(16,649,384)
Reserves - Waste Management	CS35/8/23	Capital revenue		2,040,790		(14,608,594)
Reserves - Future Project Funding	CS35/8/23	Capital revenue		777,790		(13,830,804)
Reserves - Project Funds Rolled Over	CS35/8/23	Capital revenue		461,290		(13,369,514)
Reserves - Plant and Machinery	CS35/8/23	Capital revenue		1,719,050		(11,650,464)
Capital grants	CS35/8/23	Capital revenue		9,390,140		(2,260,324)
Sales proceeds	CS35/8/23	Capital revenue		842,000		(1,418,324)
Cash in Lieu - POS - A14 Plan	CS35/8/23	Capital revenue		122,180		(1,296,144)
Operating expense - CFWD	CS35/8/23	Operating expenses			(3,695,960)	(4,992,104)
Operating grants	CS35/8/23	Operating revenue		775,820		(4,216,284)
Adjustment to opening surplus	CS35/8/23	Opening surplus(deficit)		4,964,940		748,656
Fleet Capital	D12/6/2023	Capital expenses			(44,000)	704,656
Materials - Consumables	D12/6/2023	Operating expenses		44,000		748,656
Capital grants	T1/10/23	Capital revenue		953,450		1,702,106
Gwynne Park Tennis Club Lights – Lighting and poles	T1/10/23	Capital expenses			(253,450)	1,448,656
Cross Park Lighting Upgrades – LED Lighting and poles	T1/10/23	Capital expenses			(350,000)	1,098,656
Piara Waters Oval Carpark – Provide additional parking	T1/10/23	Capital expenses			(350,000)	748,656
Operating Contributions	D30/10/23	Operating revenue		335,599		1,084,255
Materials & Contracts	D30/10/23	Operating expenses			(161,544)	922,711
Kelmscott Landscaping Additional Works	D30/10/23	Capital expenses			(74,055)	848,656
Reserve- Kelmscott – Landscaping, Public Art and Bin Mai	D30/10/23	Capital expenses			(100,000)	748,656
Materials & Contracts	Nov 2023	Operating expenses			(978)	747,678
Operating Contributions	Nov 2023	Operating revenue		478		748,156
Leachate Ponds	T2/1/1/23	Capital expenses			(355,000)	393,156
Reserves - Waste Management	T2/1/1/23	Capital revenue		355,000		748,156
Jull and civic space upgrades-Additional funding	CS56/12/23	Capital expenses			(730,000)	18,156
Railway Ave (Additional Grant approved)	Jan Main Roads	Capital revenue		55,907		74,063
Railway Ave/Streich Ave cost funded by grant	Jan Main Roads	Capital expenses			(55,907)	18,156
Nicholson Road Federal (Additional Grant approved)	Jan Main Roads	Capital revenue		55,129		73,285
Nicholson Road/Wright rd cost funded by grant	Jan Main Roads	Capital expenses			(55,129)	18,156
Ranford Rd (Additional Grant approved)	Jan Main Roads	Capital revenue		83,311		101,467
Ranford Road cost funded by grant	Jan Main Roads	Capital expenses			(83,311)	18,156
Roleystone Karragullen Bush Fire	C36/12/23	Capital revenue		76,000		94,156
Animal Compound Works	C36/12/23	Capital expenses			(76,000)	18,156
Community Recreation and Facility -Grant income LRCI	T3/12/23	Capital revenue		549,970		568,126
Talus Drive & Bedforddale Hill Rise Road	T3/12/23	Capital expenses			(220,000)	348,126
Skeet Road, Harrisdale (NEW PROJECT)	T3/12/23	Capital expenses			(329,970)	18,156
				31,767,366	(31,749,210)	18,156

FY22/23 CFWDS with Funding Source 31 January 2024	FY23 Project Budget	Cfwd Budget	Actual Invoiced	Spend	Committed	Funding Source	Updated comments for Jan 2024
	\$	\$	\$	%			
Planning Phase							
St Francis Xavier Church	\$1,297,000	\$1,286,790	\$500	0%	\$725	Reserve & Grant	Waiting on WAPOL to complete final works and transfer of ownership to the City before any City works commence. Fencing and retaining wall designs for the site are being finalised.
Bus Shelters New	\$28,500	\$28,500	\$10,057	35%	\$17,455	Grant/Muni	Planning in progress with PTA and planned for installation by the end of June 2024.
Bus Shelters Renew	\$42,700	\$25,020	\$0	0%	\$17,746	Grant/Muni	Planning in progress with PTA and planned for installation by the end of June 2024.
Leachate Management System	\$50,000	\$40,580	\$69,678	172%	\$0	Reserve	Complete
Leachate Ponds Construction	\$725,000	\$717,200	\$1,032,040	144%	\$0	Reserve	Currently under construction
Relocate Vehicle Washbay	\$305,300	\$305,300	\$0	0%	\$181,834	Reserve	The washbay is currently in the design phase
Road Upgrade – Eighth Rd	\$4,985,900	\$4,712,600	\$1,319,434	28%	\$1,008,061	Grant	This item was withdrawn from the March Ordinary Council Meeting agenda to enable officers to provide Council with more information before making a decision.
CCTV Upgrade Landfill	\$30,500	\$30,500	\$0	0%	\$0	Reserve	
Landfill Gas – Flare Relocation	\$200,000	\$200,000	\$2,860	1%	\$0	Reserve	Gas flare relocated. The relocation of new pipework to the gas flare is yet to commence
Data Connection Landfill	\$16,200	\$16,200	\$0	0%	\$0	Reserve	IT working to obtain Starlink internet
Optic Fibre to Depot	\$163,020	\$163,020	\$0	0%	\$0	Muni	Project pending due to the Metronet Works
Landfill Gas Capture - Facility	\$20,000	\$20,000	\$0	0%	\$0	Reserve	Refer to Landfill Gas - Flare Relocation
Bryan Gell Reserve	\$50,000	\$48,800	\$0	0%	\$0	Muni	Progressing - awaiting third party cooperation (Western Power) for works to be completed this calendar year
Total Planning Phase	\$7,914,120	\$7,594,510	\$2,434,569				
Detailed Design Phase							
Nicholson Rd/Wright Rd	\$143,200	\$127,720	\$284,775	223%	\$0	Grant	Project completed in Nov 2023. Acquittals under progress.
Railway Ave/Streich Ave	\$229,900	\$215,520	\$344,194	160%	\$0	Grant	Project completed in Nov 2023. Acquittals under progress.
Ranford Rd/Lake Rd	\$155,200	\$139,420	\$285,011	204%	\$0	Grant	Project completed - November 2023. Variations underway with Main Roads WA
LATM Seville Grove	\$142,000	\$142,000	\$0	0%	\$0	Muni	Council approved LATM projects in November 2023. Design underway and construction planned by end of June 2024.
Road Upgrade Mason Rd Design	\$208,900	\$208,900	\$0	0%	\$0	DCP	Currently finalising the IFC drawings
Springdale Oval – Bore and Pump	\$15,800	\$15,800	\$0	0%	\$0	Muni	To be delivered post fire season
Woodcroft Reserve	\$46,200	\$44,840	\$0	0%	\$0	Muni	Seeking easement to install ramp on Water Corporation land. Pending approval ramp will be installed.
Champion Lakes Community Centre	\$390,300	\$390,300	\$7,045	2%	\$28,186	Reserve	Design is complete and cost estimate indicates project funds are adequate for the prescribed works to progress. The works scheduled to be sent for RFQ.
LED Replacement Sports Lighting	\$63,200	\$57,200	\$0	0%	\$0	Muni	Cross Park lights, full funding received. Project out for tender currently
Rowley Rd (Tonkin to Hopkinson) Design	\$137,300	\$63,580	\$57,392	90%	\$3,553	Grant	Design progressed to 85%. Estimated that design completion will be by June 2024
Burtonia Park Improvements	\$400,000	\$400,000	\$0	0%	\$431,064	Grant	Contract awarded, construction started with delivery planned for by completion April/ May 2024
Yellowwood Park Improvements	\$200,000	\$200,000	\$0	0%	\$0	Grant	Community Consultation underway with delivery planned to start June 24
William Skeet Oval AFL net	\$80,000	\$80,000	\$1,200	2%	\$0	Muni	Project awarded with budget amendments pending
LATM – Renewal Projects	\$142,500	\$116,480	\$1,000	1%	\$15,780	Reserve	Council approved LATM projects in November 2023. Design underway and construction planned by end of June 2024
Streetscapes Projects	\$101,800	\$101,800	\$0	0%	\$0	Muni	Design completed and sent to Service Delivery team for cost estimate review and construction
Depot Workshop Animal Management	\$200,000	\$183,560	\$59,480	32%	\$693	Reserve	Consultant's brief has been prepared and progressing to obtain RFQs
Detailed Design Total	\$2,656,300	\$2,487,120	\$1,040,097				
Procurement and Contracts Phase							
Rothery Park	\$317,250	\$317,250	\$0	0%	\$289,895	Reserve	Construction underway. Project planned for completion by end of June 2024
Bate Park Drainage	\$200,000	\$196,350	\$225,831	115%	\$26,895	Reserve	Construction underway. Project planned for completion by end of June 2024
Kellogg Park Drainage	\$214,700	\$210,450	\$376,131	179%	\$50,022	Reserve	Construction underway. Project planned for completion by end of June 2024
Springdale Park AFL Back Net	\$25,900	\$23,400	\$800	3%	\$0	Muni	Project awarded with budget amendments pending
Jull and Civic Space Upgrade	\$900,000	\$870,780	\$103,028	12%	\$904,017	Grant	Stage 1 Jull civic and lighting tender awarded with construction to commencing. Remaining stages to be tendered
Administration Building Lift	\$390,000	\$371,290	\$47,002	13%	\$0	Reserve & Muni	Currently in demolition stage night works till end of first week of March for stair removal
Landfill Gas Capture	\$95,300	\$81,590	\$0	0%	\$0	Reserve	Refer to Landfill Gas - Flare Relocation
Procurement Total	\$2,143,150	\$2,071,110	\$752,792				
Construction Phases							
Entry Statement - Forrestdale	\$33,760	\$22,260	\$33,030	148%	\$0	Muni	Contractor - All Signs WA went into Administration. Retendering of project pending procurement availability
Entry Statement - Kelmscott	\$34,000	\$34,000	\$0	0%	\$0	Muni	Contractor - All Signs WA went into Administration. Retendering of project pending procurement availability
Municipal Drink Fountain	\$15,500	\$15,500	\$8,858	57%	\$0	Muni	Completed. Installed at Jim and Alma Baker Park.
Entry Statement - Armadale	\$59,300	\$59,300	\$0	0%	\$0	Muni	Contractor - All Signs WA went into Administration. Retendering of project pending procurement availability
Entry Statement - Roleystone	\$34,400	\$34,400	\$0	0%	\$0	Muni	Contractor - All Signs WA went into Administration. Retendering of project pending procurement availability
Borello Park	\$200,000	\$193,310	\$217,859	113%	\$0	Muni	Playground complete
Fancote Park Stage 1 Design	\$60,000	\$38,800	\$0	0%	\$0	Muni	Design completion ongoing. Report/presentation to Council planned for May 2024
John Dunn Pavilion	\$1,152,240	\$220,920	\$47,112	21%	\$41,084	Reserve	Currently undertaking rectification works to front entrance

FY22/23 CFWDS with Funding Source 31 January 2024	FY23 Project Budget	Cfwd Budget	Actual Invoiced	Spend	Committed	Funding Source	Updated comments for Jan 2024
	\$	\$	\$	%			
Roleystone Theatre	\$4,149,700	\$2,963,050	\$1,649,722	56%	\$681,945	Reserve & Muni	Significant progress has been made thus far with the PC scheduled for the beginning of April 2024. Opening locked in for 19 April 2024.
RK Bushfire Station	\$4,082,100	\$2,100,190	\$2,718,897	129%	\$196,248	Grant and Muni	A couple of minor defects remaining - additional works relating to the main project to commence out of fire season
Carradine Rd Culvert	\$2,248,300	\$2,237,290	\$92,445	4%	\$1,711,998	Reserve	Currently under construction and on target to complete by end of February 2024
Alfred Skeet Oval Kitchen	\$133,830	\$115,890	\$40,704	35%	\$55,358	Grant and Muni	Complete.
Neilsen- Forrest Rd	\$193,900	\$190,410	\$21,803	11%	\$18,398	Muni	Design completed and sent to Service Delivery team for cost estimate confirmation and construction
Roley Pools Trail Bridge	\$230,000	\$196,050	\$0	0%	\$0	Reserve & Muni	Obtain additional quotes to comply with Procurement policy before the contract is awarded
Construction Phases Total	\$12,627,030	\$8,421,370	\$4,830,430				
Completion Phase							
Barossa Loop Skate Park Conversion	\$206,200	\$60,610	\$8,940	15%	\$0	Muni	Complete. Handover undertaken
George Foster Reserve	\$46,600	\$18,630	\$0	0%	\$0	Muni	Complete. Handover undertaken
Massell Reserve	\$46,600	\$39,010	\$20,454	52%	\$0	Muni	BBQ installed. Handover undertaken
Transfer Station - Sorting and transfers (Dome Sheds)	\$124,730	\$16,420	\$0	0%	\$0	Reserve	Still awaiting grant info from Waste Authority to determine if successful with grant
Waste Bins	\$20,000	\$20,000	\$0	0%	\$0	Reserve	still in design phase with bins awaiting final specs
Shipwreck Park Toilets	\$170,000	\$7,940	\$32,483	409%	\$0	Muni	Investigation currently being undertaken to determine how Changing places can be registered on the website
Gwynne Skate Artworks	\$77,600	\$39,340	\$0	0%	\$800	Muni	Final works delayed. Finish by June 24
Verdant Reserve	\$260,200	\$122,180	\$0	0%	\$0	POS/Trust	Construction complete, in consolidation period (12 months).
Completion Phase Total	\$951,930	\$324,130	\$61,877				
Supplier Delay							
Fleet & Plant Total	\$3,154,180	\$3,154,050	\$1,362,289	43%	\$1,791,700	Reserve & Sales	Deliveries in February have continued to be steady since the start of the year with four new assets being delivered. In addition to this, we've raised another four orders to replace existing assets this month. 77% of the 23/24 Fleet & Plant Replacement Program have either been ordered or delivered.
Supplier Delay Total	\$3,154,180	\$3,154,050	\$1,362,289				
TOTAL (Revised)	\$29,446,710	\$24,052,290	\$10,482,053				



City of Armadale

Review of Budget for the period ended 29 February 2024

Review of Budget for the period ended 29 February 2024

Contents

Introduction

Statement of Budget Review

Projects/Works Carried Forward

Report Recommendation

Introduction

Statutory Requirements

During each year Council is required to assess the financial performance of the City. This requirement is in accordance with –

- a Council's Financial Management Practices; and
- b Regulation 33A of the *Local Government (Financial Management) Regulations* (Review of Budget) stating –
 - 1 *Between 1 January and the last day of February in each financial year a local government is to carry out a review of its annual budget for that year.*
 - 2A *The review of an annual budget for a financial year must –*
 - a *consider the local government's financial performance in the period beginning on 1 July and ending no earlier than 31 December in that financial year; and*
 - b *consider the local government's financial position as at the date of the review; and*
 - c *review the outcomes for the end of that financial year that are forecast in the budget; and*
 - d *include the following ----*
 - (i) *the annual budget adopted by the local government;*
 - (ii) *an update of each of the estimates included in the annual budget;*
 - (iii) *the actual amounts of expenditure, revenue and income as at the date of the review;*
 - (iv) *adjacent to each item in the annual budget adoption by the local government that states an amount, the estimated end-of-year amount for the item.*
 - 2 *The review of an annual budget for a financial year must be submitted to the council on or before March 31 in that financial year.*
 - 3 *A council is to consider a review submitted to it and is to determine (absolute majority required) whether or not to adopt the review, any parts of the review or any recommendations made in the review.*
 - 4 *Within 30 days after a council has made a determination, a copy of the review is to be provided to the Department.*

Methodology

This Report, which has been prepared from estimates submitted by each of the Directorates, seeks to identify and quantify:

- The forecast year-end major variances to the adopted budget with the sum of those variances to budget giving a forecast year-end surplus/deficit;
- The Report then makes recommendation as to what action should be taken to address that change in year-end position.

Key Review Principles

The review process has been undertaken having regard for:-

- Actual revenues and expenses for the first 8 months together with committed expenses;
- Forecast revenues and expenditures for the remaining 4 months of the year;
- The anticipated year-end carry forwards for works and projects that are forecast to be either in progress or yet to commence.

Annual Budget Review Outcome

The FY24 Annual Budget Review has concluded that there is a \$37,260 surplus of municipal funds. This is additional to the surplus from FY23 of \$18,156, which was reported to Council in December last year.

Therefore, the projected budget surplus for the end of this financial year is \$55,416.

Statement of Budget Review

CITY OF ARMADALE
STATEMENT OF BUDGET REVIEW
FOR THE PERIOD ENDED 29 FEBRUARY 2024

Budget v Actual							
Note	Adopted Budget	Updated Budget Estimates (a)	Year to Date Actual	Estimated Year at End Amount (b)	Predicted Variance (a) - (b)		
	\$	\$	\$	\$	\$		
OPERATING ACTIVITIES							
Revenue from operating activities							
	General rates	82,518,271	82,518,271	82,915,455	82,968,271	450,000 ▲	
4.1	Rates excluding general rates	579,545	579,545	579,545	579,545	0	
4.2	Grants, subsidies and contributions	3,083,400	3,521,319	2,035,664	3,961,489	440,170 ▲	
4.3	Fees and charges	32,201,900	32,252,900	28,163,409	31,695,900	(557,000) ▼	
4.4	Interest revenue	6,437,100	6,437,100	5,416,682	6,641,200	204,100 ▲	
	Other revenue	19,000	258,918	231,488	258,918	0	
	Profit on asset disposals	2,200	192,920	0	192,920	0	
		124,841,416	125,760,973	119,342,243	126,298,243	537,270	
Expenditure from operating activities							
4.5	Employee costs	(48,679,700)	(49,604,500)	(34,925,411)	(49,495,900)	108,600 ▼	
4.6	Materials and contracts	(50,736,600)	(50,547,782)	(23,801,590)	(47,183,982)	3,363,800 ▼	
4.7	Utility charges	(4,470,700)	(4,470,700)	(2,603,428)	(4,431,700)	39,000 ▼	
4.8	Depreciation	(27,698,000)	(27,698,000)	(22,413,509)	(33,547,560)	(5,849,560) ▲	
4.9	Finance costs	(1,246,280)	(1,246,280)	(845,355)	(1,516,880)	(270,600) ▲	
	Insurance	(1,258,500)	(1,258,500)	(1,258,500)	(1,258,500)	0	
4.10	Other expenditure	(1,776,846)	(4,855,346)	(4,587,764)	(6,937,496)	(2,082,150) ▲	
4.11	Loss on asset disposals	(950,800)	(994,210)	0	(1,036,410)	(42,200) ▲	
		(136,817,426)	(140,675,318)	(90,435,557)	(145,408,428)	(4,733,110)	
4.12	Non-cash amounts excluded from operating activities	28,646,600	28,499,290	22,471,169	34,391,050	5,891,760 ▲	
	Amount attributable to operating activities	16,670,590	13,584,945	51,377,855	15,280,865	1,695,920	
INVESTING ACTIVITIES							
Inflows from investing activities							
	Capital grants, subsidies and contributions	4,268,600	15,489,391	5,572,441	15,489,391	0	
4.13	Proceeds from disposal of assets	703,300	1,548,300	0	1,575,300	27,000 ▲	
	Developer Contribution Plans - Gifted Assets	30,000,000	30,000,000	0	0	0	
	Developer Contribution Plans	1,837,000	2,168,080	0	2,168,080	0	
		36,808,900	49,205,771	5,572,441	19,232,771	27,000	
Outflows from investing activities							
4.14	Purchase of property, plant and equipment	(16,662,100)	(27,673,100)	(12,440,077)	(28,293,300)	(620,200) ▼	
4.15	Purchase and construction of infrastructure	(13,994,200)	(30,447,246)	(7,601,415)	(30,617,746)	(170,500) ▲	
	Infrastructure - Gifted Assets	(30,000,000)	(30,000,000)	0	0	0	
		(60,656,300)	(88,120,346)	(20,041,492)	(58,911,046)	(790,700)	
4.16	Non-cash amounts excluded from investing activities	6,626,300	6,417,400	5,274,425	6,745,200	327,800 ▲	
	Amount attributable to investing activities	(17,221,100)	(32,497,175)	(9,194,626)	(32,933,075)	(435,900)	
FINANCING ACTIVITIES							
Cash inflows from financing activities							
4.17	Proceeds from new borrowings	7,578,000	7,578,000	0	5,828,000	(1,750,000) ▼	
4.18	Unspent Borrowings - prior years	0	2,939,000	1,027,596	3,847,000	908,000 ▲	
4.19	Transfers from reserve accounts	16,675,645	26,119,865	8,808,538	27,277,565	1,157,700 ▲	
		24,253,645	36,636,865	9,836,134	36,952,565	315,700	
Cash outflows from financing activities							
4.20	Payments for principal portion of lease liabilities	(1,427,500)	(1,427,500)	(843,722)	(1,272,160)	155,340 ▼	
	Repayment of borrowings	(4,123,090)	(4,123,090)	(2,044,588)	(4,123,090)	0	
4.21	Transfers to reserve accounts	(25,191,045)	(25,291,045)	(8,817,812)	(26,984,845)	(1,693,800) ▲	
		(30,741,635)	(30,841,635)	(11,706,122)	(32,380,095)	(1,538,460)	
	Amount attributable to financing activities	(6,487,990)	5,795,230	(1,869,988)	4,572,470	(1,222,760)	
MOVEMENT IN SURPLUS OR DEFICIT							
	Surplus or deficit at the start of the financial year	7,038,500	13,135,156	13,135,156	13,135,156	0	
	Amount attributable to operating activities	16,670,590	13,584,945	51,377,855	15,280,865	1,695,920	
	Amount attributable to investing activities	(17,221,100)	(32,497,175)	(9,194,626)	(32,933,075)	(435,900)	
	Amount attributable to financing activities	(6,487,990)	5,795,230	(1,869,988)	4,572,470	(1,222,760)	
	Surplus or deficit after imposition of general rates	3 (a), 4.22	0	18,156	53,448,397	55,416	37,260 ▲

CITY OF ARMADALE
NOTES TO AND FORMING PART OF THE BUDGET REVIEW REPORT
FOR THE PERIOD ENDED 29 FEBRUARY 2024

1. BASIS OF PREPARATION

This budget review has been prepared in accordance with the *Local Government Act 1995* and accompanying regulations.

Local Government Act 1995 requirements

Section 6.4(2) of the *Local Government Act 1995* read with the *Local Government (Financial Management) Regulations 1996*, prescribe that the budget review be prepared in accordance with the *Local Government Act 1995* and, to the extent that they are not inconsistent with the Act, the Australian Accounting Standards. The Australian Accounting Standards (as they apply to local governments and not-for-profit entities) and Interpretations of the Australian Accounting Standards Board were applied where no inconsistencies exist.

The *Local Government (Financial Management) Regulations 1996* specify that vested land is a right-of-use asset to be measured at cost, and is considered a zero cost concessionary lease. All right-of-use assets under zero cost concessionary leases are measured at zero cost rather than at fair value, except for vested improvements on concessionary land leases such as roads, buildings or other infrastructure which continue to be reported at fair value, as opposed to the vested land which is measured at zero cost. The measurement of vested improvements at fair value is a departure from AASB 16 Leases which would have required the City of Armadale to measure any vested improvements at zero cost.

Local Government (Financial Management) Regulations 1996, regulation 33A prescribes contents of the budget review.

Accounting policies which have been adopted in the preparation of this budget review have been consistently applied unless stated otherwise. Except for cash flow and statement of financial activity, the budget review has been prepared on the accrual basis and is based on historical costs, modified, where applicable, by the measurement at fair value of selected non-current assets, financial assets and liabilities.

THE LOCAL GOVERNMENT REPORTING ENTITY

All funds through which the City of Armadale controls resources to carry on its functions have been included in the financial statements forming part of this financial report.

All monies held in the Trust Fund are excluded from the financial statements.

Judgements and estimates

The preparation of a financial report in conformity with Australian Accounting Standards requires management to make judgements, estimates and assumptions that effect the application of policies and reported amounts of assets and liabilities, income and expenses.

The estimates and associated assumptions are based on historical experience and various other factors believed to be reasonable under the circumstances; the results of which form the basis of making the judgements about carrying values of assets and liabilities that are not readily apparent from other sources. Actual results may differ from these estimates.

The balances, transactions and disclosures impacted by accounting estimates are as follows:

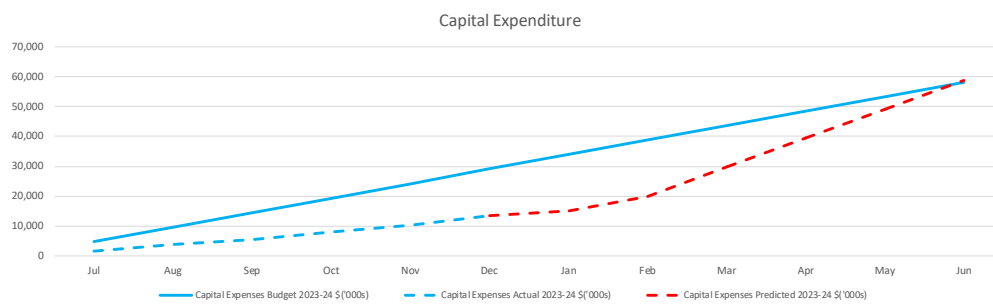
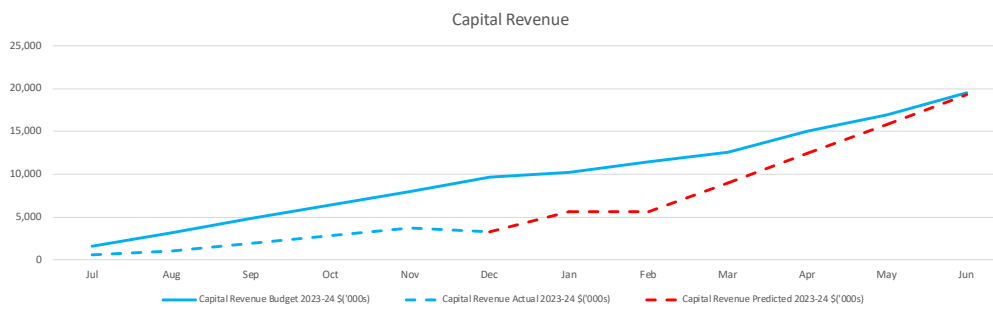
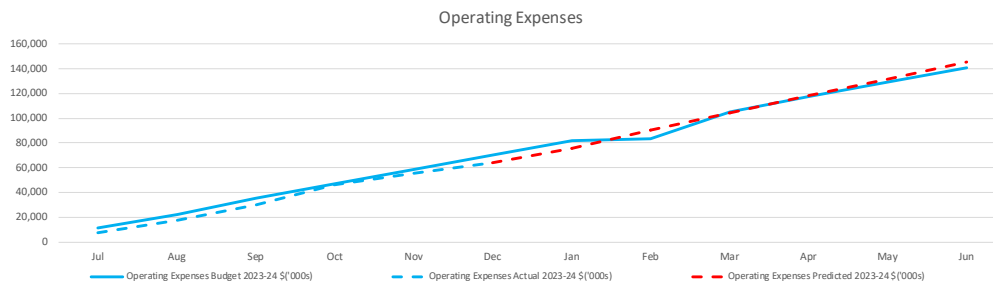
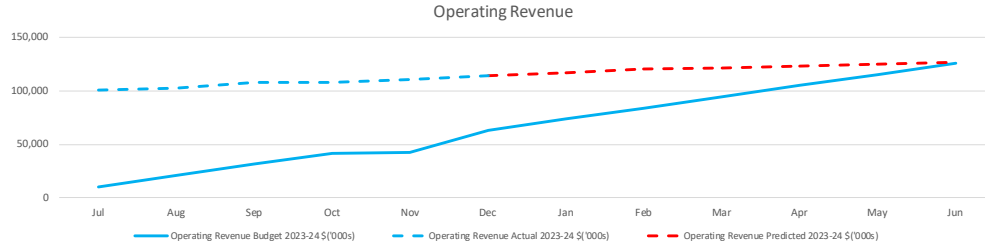
- estimated fair value of certain financial assets
- impairment of financial assets
- estimation of fair values of land and buildings, infrastructure and investment property
- estimation uncertainties made in relation to lease accounting
- estimation of fair values of provisions

SIGNIFICANT ACCOUNTING POLICES

Significant accounting policies utilised in the preparation of these statements are as described within the 2023-24 Annual Budget. Please refer to the adopted budget document for details of these policies.

CITY OF ARMADALE
 SUMMARY GRAPHS - BUDGET REVIEW
 FOR THE PERIOD ENDED 29 FEBRUARY 2024

2. SUMMARY GRAPHS - BUDGET REVIEW



This information is to be read in conjunction with the accompanying financial statements and notes.

CITY OF ARMADALE
NOTES TO THE BUDGET REVIEW REPORT
FOR THE PERIOD ENDED 29 FEBRUARY 2024

3 NET CURRENT FUNDING POSITION
EXPLANATION OF DIFFERENCE IN NET CURRENT ASSETS AND SURPLUS/(DEFICIT)

	Audited Actual 30 June 2023	Adopted Budget 30 June 2024	Updated Budget Estimates 30 June 2024	Year to Date 29 February 2024	Estimated Year at End Amount 30 June 2024
	\$	\$	\$	\$	\$
(a) Composition of estimated net current assets					
Current assets					
Cash and cash equivalents	15,322,292	9,528,742	10,454,898	9,841,104	10,120,258
Financial assets	142,779,730	120,616,240	112,026,926	162,339,041	112,026,926
Trade and other receivables	11,866,009	12,570,619	12,570,619	26,654,698	12,570,619
Inventories	163,449	460,750	38,061	250,816	38,061
Other assets	3,739,236	500,000	500,000	3,467,877	500,000
	173,870,716	143,676,351	135,590,504	202,553,536	135,255,864
Less: current liabilities					
Trade and other payables	(28,236,709)	(28,951,609)	(28,951,609)	(15,335,035)	(28,951,609)
Contract liabilities	(2,485,156)	(2,533,100)	(2,533,100)	(7,318,789)	(2,533,100)
Capital grant/contribution liability	(275,104)	0	0	(4,132,205)	0
Lease liabilities	(1,706,311)	(1,667,740)	(1,667,740)	(764,254)	(1,403,200)
Borrowings	(4,123,064)	(4,110,108)	(4,110,108)	(2,078,476)	(4,089,948)
Employee related provisions	(7,660,799)	(8,887,153)	(8,887,153)	(7,941,695)	(8,887,153)
Other provisions	(10,837,171)	0	0	(10,837,171)	0
	(55,324,314)	(46,149,710)	(46,149,710)	(48,407,625)	(45,865,010)
Net current assets	118,546,402	97,526,641	89,440,794	154,145,911	89,390,854
Less: Total adjustments to net current assets	(105,411,246)	(97,526,641)	(89,422,638)	(100,697,514)	(89,335,438)
Closing funding surplus / (deficit)	13,135,156	0	18,156	53,448,397	55,416

(b) Non-cash amounts excluded from operating activities

The following non-cash revenue and expenditure has been excluded from operating activities within the Statement of Financial Activity in accordance with *Financial Management Regulation 32*.

	Audited Actual 30 June 2023	Adopted Budget 30 June 2024	Updated Budget Estimates 30 June 2024	Year to Date 29 February 2024	Estimated Year at End Amount 30 June 2024
	\$	\$	\$	\$	\$
Adjustments to operating activities					
Less: Profit on asset disposals	(70,418)	(2,200)	(192,920)	0	(192,920)
Less: Fair value adjustments to investments	(11,701)	0	0	0	0
Add: Loss on disposal of assets	1,087,154	950,800	994,210	0	1,036,410
Add: Depreciation on assets	27,174,262	27,060,600	27,060,600	22,413,509	33,547,560
Add: Amortisation	689,149	637,400	637,400	0	0
Unwinding Discount on Landfill site Provision	812,391	0	0	0	0
Non-cash movements in non-current assets and liabilities:					
Leasing Liability	(352,643)	0	0	0	0
Pensioner deferred rates/ESL	82,412	0	0	69,136	0
Employee benefit provisions	(144,481)	0	0	(11,476)	0
Rehabilitation Provision	(11,703,378)	0	0	0	0
Contract liabilities	6,989,731	0	0	0	0
Non-cash amounts excluded from operating activities	24,552,478	28,646,600	28,499,290	22,471,169	34,391,050

(c) Investing activities excluded from budgeted deficiency

The following non-cash revenue and expenditure has been excluded from investing activities within the Statement of Financial Activity in accordance with *Financial Management Regulation 32*.

	Audited Actual 30 June 2023	Adopted Budget 30 June 2024	Updated Budget Estimates 30 June 2024	Year to Date 29 February 2024	Estimated Year at End Amount 30 June 2024
	\$	\$	\$	\$	\$
Adjustments to investing activities					
Movement in non-current capital grant/contribution liability	(275,104)	0	0	0	0
Less: Movement in current capital grants provision associated with restricted cash	5,436,278	6,626,300	6,417,400	5,274,425	6,745,200
Non cash amounts excluded from investing activities	5,161,174	6,626,300	6,417,400	5,274,425	6,745,200

(d) Current assets and liabilities excluded from budgeted deficiency

The following current assets and liabilities have been excluded from the net current assets used in the Statement of Financial Activity in accordance with *Financial Management Regulation 32* to agree to the surplus/(deficit) after imposition of general rates.

	Audited Actual 30 June 2023	Adopted Budget 30 June 2024	Updated Budget Estimates 30 June 2024	Year to Date 29 February 2024	Estimated Year at End Amount 30 June 2024
	\$	\$	\$	\$	\$
Adjustments to net current assets					
Less: Reserve accounts	(128,314,669)	(115,056,959)	(105,712,739)	(128,323,943)	(106,248,839)
Less: Unspent Loan Funds	(3,847,000)	0	(908,000)	(1,027,596)	0
Less: Unspent Grants/Contributions	(386,360)	0	0	(386,360)	0
Less: Land held for resale	0	(422,689)	0	0	0
Add: Current liabilities not expected to be cleared at end of year					
- Movement in Expected Credit Loss on Sundry Receivables	49,178	0	0	0	0
- Current portion of borrowings	4,123,064	4,110,108	4,110,108	2,078,476	4,089,948
- Current portion of contract liability held in reserve	2,760,260	2,533,100	2,533,100	864,254	2,533,100
- Current portion of lease liabilities	1,706,311	1,667,740	1,667,740	7,318,789	1,403,200
- Current portion of employee benefit provisions held in reserve	7,660,799	9,642,059	8,887,153	7,941,695	8,887,153
- Current Rehabilitation provisions	10,837,171	0	0	10,837,171	0
Total adjustments to net current assets	(105,411,246)	(97,526,641)	(89,422,638)	(100,697,514)	(89,335,438)

CITY OF ARMADALE
NOTES TO THE BUDGET REVIEW REPORT
FOR THE PERIOD ENDED 29 FEBRUARY 2024

3 COMMENTS/NOTES - NET CURRENT FUNDING POSITION (CONTINUED)

SIGNIFICANT ACCOUNTING POLICIES

CASH AND CASH EQUIVALENTS

Cash and cash equivalents include cash on hand, cash at bank, deposits available on demand with banks, other short term highly liquid investments that are readily convertible to known amounts of cash and which are subject to an insignificant risk of changes in value and bank overdrafts.

Bank overdrafts are shown as short term borrowings in current liabilities.

FINANCIAL ASSETS AT AMORTISED COST

The City of Armadale classifies financial assets at amortised cost if both of the following criteria are met:

- the asset is held within a business model whose objective is to collect the contractual cashflows, and
- the contractual terms give rise to cash flows that are solely payments of principal and interest.

TRADE AND OTHER RECEIVABLES

Trade and other receivables include amounts due from ratepayers for unpaid rates and service charges and other amounts due from third parties for grants, contributions, reimbursements, and goods sold and services performed in the ordinary course of business.

Trade and other receivables are recognised initially at the amount of consideration that is unconditional, unless they contain significant financing components, when they are recognised at fair value.

Trade receivables are held with the objective to collect the contractual cashflows and therefore measures them subsequently at amortised cost using the effective interest rate method.

Due to the short term nature of current receivables, their carrying amount is considered to be the same as their fair value. Non-current receivables are indexed to inflation, any difference between the face value and fair value is considered immaterial.

The City of Armadale applies the AASB 9 simplified approach to measuring expected credit losses using a lifetime expected loss allowance for all trade receivables. To measure the expected credit losses, rates receivable are separated from other trade receivables due to the difference in payment terms and security for rates receivable.

INVENTORIES

General

Inventories are measured at the lower of cost and net realisable value. Net realisable value is the estimated selling price in the ordinary course of business less the estimated costs of completion and the estimated costs necessary to make the sale.

CONTRACT ASSETS

Contract assets primarily relate to the City of Armadale's right to consideration for work completed but not billed at the end of the period.

CONTRACT LIABILITIES

Contract liabilities represent the City of Armadale's obligation to transfer goods or services to a customer for which the City of Armadale has received consideration from the customer.

Contract liabilities represent obligations which are not yet satisfied. Contract liabilities are recognised as revenue when the performance obligations in the contract are satisfied.

PROVISIONS

Provisions are recognised when the City of Armadale has a present legal or constructive obligation, as a result of past events, for which it is probable that an outflow of economic benefits will result and that outflow can be reliably measured.

Provisions are measured using the best estimate of the amounts required to settle the obligation at the end of the reporting period.

CURRENT AND NON-CURRENT CLASSIFICATION

An asset or liability is classified as current if it is expected to be settled within the next 12 months, being the City of Armadale's operational cycle. In the case of liabilities where the City of Armadale does not have the unconditional right to defer settlement beyond 12 months, such as vested long service leave, the liability is classified as current even if not expected to be settled within the next 12 months. Inventories held for trading are classified as current or non-current based on the City of Armadale's intentions to release for sale.

TRADE AND OTHER PAYABLES

Trade and other payables represent liabilities for goods and services provided to the City of Armadale prior to the end of the financial year that are unpaid and arise when the City of Armadale becomes obliged to make future payments in respect of the purchase of these goods and services. The amounts are unsecured, are recognised as a current liability and are normally paid within 30 days of recognition. The carrying amounts of trade and other payables are considered to be the same as their fair values, due to their short-term nature.

PREPAID RATES

Prepaid rates are, until the taxable event has occurred (start of the next financial year), refundable at the request of the ratepayer. Rates received in advance are initially recognised as a financial liability. When the taxable event occurs, the financial liability is extinguished and the City of Armadale recognises revenue for the prepaid rates that have not been refunded.

EMPLOYEE BENEFITS

Short-Term Employee Benefits

Provision is made for the City of Armadale's obligations for short-term employee benefits. Short-term employee benefits are benefits (other than termination benefits) that are expected to be settled wholly before 12 months after the end of the annual reporting period in which the employees render the related service, including wages, salaries and sick leave. Short-term employee benefits are measured at the (undiscounted) amounts expected to be paid when the obligation is settled.

The City of Armadale's obligations for short-term employee benefits such as wages, salaries and sick leave are recognised as a part of current trade and other payables in the net current funding position. City of Armadale's current obligations for employees' annual leave and long service leave entitlements are recognised as provisions in the net current funding position.

Other long-term employee benefits

Long-term employee benefits provisions are measured at the present value of the expected future payments to be made to employees. Expected future payments incorporate anticipated future wage and salary levels, durations of service and employee departures and are discounted at rates determined by reference to market yields at the end of the reporting period on government bonds that have maturity dates that approximate the terms of the obligations. Any remeasurements for changes in assumptions of obligations for other long-term employee benefits are recognised in profit or loss in the periods in which the changes occur.

The City of Armadale's obligations for long-term employee benefits where the City of Armadale does not have an unconditional right to defer settlement for at least 12 months after the end of the reporting period, are presented as current provisions in the net current funding position.

CITY OF ARMADALE
STATEMENT OF BUDGET REVIEW
FOR THE PERIOD ENDED 29 FEBRUARY 2024

		Budget v Actual			Estimated	Predicted	
		Adopted	Updated	Year to Date	Year at End	Variance	
		Budget	Budget	Actual	Amount	(a) - (b)	
		\$	(a)	\$	(b)	\$	\$
OPERATING ACTIVITIES							
Revenue from operating activities							
	4.1	82,518,271	82,518,271	82,915,455	82,968,271	450,000	▲
	4.1	579,545	579,545	579,545	579,545	0	
	4.2	3,083,400	3,521,319	2,035,664	3,961,489	440,170	▲
	4.3	32,201,900	32,252,900	28,163,409	31,695,900	(557,000)	▼
	4.4	6,437,100	6,437,100	5,416,682	6,641,200	204,100	▲
	4.4	19,000	258,918	231,488	258,918	0	
	4.4	2,200	192,920	0	192,920	0	
		124,841,416	125,760,973	119,342,243	126,298,243	537,270	
Expenditure from operating activities							
	4.5	(48,679,700)	(49,604,500)	(34,925,411)	(49,495,900)	108,600	▼
	4.6	(50,736,600)	(50,547,782)	(23,801,590)	(47,183,982)	3,363,800	▼
	4.7	(4,470,700)	(4,470,700)	(2,603,428)	(4,431,700)	39,000	▼
	4.8	(27,698,000)	(27,698,000)	(22,413,509)	(33,547,560)	(5,849,560)	▲
	4.9	(1,246,280)	(1,246,280)	(845,355)	(1,516,880)	(270,600)	▲
	4.9	(1,258,500)	(1,258,500)	(1,258,500)	(1,258,500)	0	
	4.10	(1,776,846)	(4,855,346)	(4,587,764)	(6,937,496)	(2,082,150)	▲
	4.11	(950,800)	(994,210)	0	(1,036,410)	(42,200)	▲
		(136,817,426)	(140,675,318)	(90,435,557)	(145,408,428)	(4,733,110)	
	4.12	28,646,600	28,499,290	22,471,169	34,391,050	5,891,760	▲
		16,670,590	13,584,945	51,377,855	15,280,865	1,695,920	
Non-cash amounts excluded from operating activities							
	4.12	28,646,600	28,499,290	22,471,169	34,391,050	5,891,760	▲
		16,670,590	13,584,945	51,377,855	15,280,865	1,695,920	
INVESTING ACTIVITIES							
Inflows from investing activities							
	4.2	4,268,600	15,489,391	5,572,441	15,489,391	0	
	4.13	703,300	1,548,300	0	1,575,300	27,000	▲
	4.3	30,000,000	30,000,000	0	0	0	
	4.3	1,837,000	2,168,080	0	2,168,080	0	
		36,808,900	49,205,771	5,572,441	19,232,771	27,000	
Outflows from investing activities							
	4.14	(16,662,100)	(27,673,100)	(12,440,077)	(28,293,300)	(620,200)	▲
	4.15	(13,994,200)	(30,447,246)	(7,601,415)	(30,617,746)	(170,500)	▲
		(30,000,000)	(30,000,000)	0	0	0	
		(60,656,300)	(88,120,346)	(20,041,492)	(58,911,046)	(790,700)	
	4.16	6,626,300	6,417,400	5,274,425	6,745,200	327,800	▲
		(17,221,100)	(32,497,175)	(9,194,626)	(32,933,075)	(435,900)	
FINANCING ACTIVITIES							
Cash inflows from financing activities							
	4.17	7,578,000	7,578,000	0	5,828,000	(1,750,000)	▼
	4.18	0	2,939,000	1,027,596	3,847,000	908,000	▲
	4.19	16,675,645	26,119,865	8,808,538	27,277,565	1,157,700	▲
		24,253,645	36,636,865	9,836,134	36,952,565	315,700	
Cash outflows from financing activities							
	4.20	(1,427,500)	(1,427,500)	(843,722)	(1,272,160)	155,340	▼
	4.0	(4,123,090)	(4,123,090)	(2,044,588)	(4,123,090)	0	
	4.21	(25,191,045)	(25,291,045)	(8,817,812)	(26,984,845)	(1,693,800)	▲
		(30,741,635)	(30,841,635)	(11,706,122)	(32,380,095)	(1,538,460)	
		(6,487,990)	5,795,230	(1,869,988)	4,572,470	(1,222,760)	
MOVEMENT IN SURPLUS OR DEFICIT							
	4.1	7,038,500	13,135,156	13,135,156	13,135,156	0	
		16,670,590	13,584,945	51,377,855	15,280,865	1,695,920	
		(17,221,100)	(32,497,175)	(9,194,626)	(32,933,075)	(435,900)	
		(6,487,990)	5,795,230	(1,869,988)	4,572,470	(1,222,760)	
	3 (a), 4.22	0	18,156	53,448,397	55,416	37,260	▲

CITY OF ARMADALE
NOTES TO THE REVIEW OF THE ANNUAL BUDGET
FOR THE PERIOD ENDED 29 FEBRUARY 2024

4 PREDICTED VARIANCES	Variance
	\$
Revenue from operating activities	
4.1 General rates	450,000 ▲
Increase in Interim rates levied during the period	450,000
4.2 Grants, subsidies and contributions	440,170 ▲
Amendments to Direct Road Funding Grants	465,570
Amendment to reflect Hiking Grant received	25,000
Amendments to Financial Assistance Grants as per grant schedule	(70,400)
Amendments to SERCUL Environmental Grant Monies	20,000
4.3 Fees and charges	(557,000) ▼
Decrease in Waste Fees due to experienced and continued expected lower commercial tonnage	(740,000)
Increase in Building Development applications to date and expected to end of financial year	150,000
Increase in Health service fees experienced to date and expected to end of financial year	16,000
Increase in Planning Fees from commercial/industrial development experienced to date and expected to end of financial year	8,000
Increase in External Print production revenue for Communications and Engagement	14,000
Decrease in Lease Income from Café at AFAC	(5,000)
4.4 Interest revenue	204,100 ▲
Increase in interest earnings above budget, see also item 4.15 for additional DCP interest.	204,100
Expenditure from operating activities	
4.5 Employee costs	108,600 ▼
Reduce One Council Project Salaries to align with the Phase 2 program over FY24; FY25; FY26	(226,000)
Reduce ICT Employee Costs to reflect vacancies during the year	(450,000)
Reallocate Civica Altitude Project costs from Materials and Contracts to Employee Costs for short term Project staff	500,000
Increase in Employee Salaries due to the Recruitment of New staff for Para Waters Library	50,000
Increase in Staff Training & Development across various business areas	15,000
Other increases in Employee costs	2,400
4.6 Materials and contracts	3,363,800 ▼
Reallocation of AFAC budgets to M&C from utilities (see also item 4.7 below)	(39,000)
Reallocation for the Civica project from M&C to Employee Costs of \$500,000.	500,000
Increase budget for technical Landfill projects and modelling, funded from Waste reserve	(110,000)
Decrease in ICT budget - Data Analysis, Cleansing, Migration forecast to occur mainly over FY25, reserve funded	680,000
A number of ICT projects have been delivered at lower costs, or have been deferred. Corresponding increase in ICT reserve transfer of \$400,000 (see also item 4.20)	745,000
Increase in Hiking Grant Money Expenditure (offset with Grant Received)	(25,000)
Decrease budget provision for alternative disposal of waste expenses (due to availability of the Airspace in the landfill cell)	1,601,800
Decrease in Budget for Digital Advertising	7,900
Increase to Local Government Financial Support for SERCUL Coordinator	(20,000)
Increase in Subscriptions and Consumables	(6,900)
Decrease in Consultants and Subscriptions across business areas	30,000
Reclassify in General Environmental Consultants to Specific projects	150,000
Reclassify of General Environmental Consultants to Water Strategy Document	(50,000)
Reclassify of General Environmental Consultants to Soil and Land Strategy Document	(50,000)
Reclassify of General Environmental Consultants to Air Strategy Document	(50,000)
4.7 Utility charges	39,000 ▼
Reallocation of AFAC budgets to M&C from utilities (see also item 4.6 above)	39,000
4.8 Depreciation	(5,849,560) ▲
Increase in Budget required due to Revaluation of Assets	(6,004,900)
Decrease in Budget due to Leasing depreciation amendments	155,340
4.9 Finance costs	(270,600) ▲
Reclassification Bank Guarantee Charges from Other expenses to Finance Costs (see item 4.10)	(280,000)
Decrease due to Leasing Adjustment	9,400
4.10 Other expenditure	(2,082,150) ▲
Reclassification Bank Guarantee Charges from Other expenses to Finance Costs (see item 4.9)	280,000
Increase in Waste levy budget to account for increased tonnage	(2,316,500)
Increase in Electoral Commission charges for Council Election	(30,000)
Increase in Community Donations and School Awards	(15,650)

Y OF ARMADALE

**RES TO THE REVIEW OF THE ANNUAL BUDGET
FOR THE PERIOD ENDED 29 FEBRUARY 2024**

PREDICTED VARIANCES		Variance
		\$
4.11	Loss on asset disposals	(42,200) ▲
	Increase due to the book-value loss on sale of Water Cart and Trailer	(42,200)
4.12	Non-cash amounts excluded from operating activities	5,891,760 ▲
	Increase in Depreciation (above)	5,849,560
	Increase on Loss on Sale of Asset (above)	42,200
	Inflows from investing activities	
4.13	Proceeds from disposal of assets	27,000 ▲
	Sale Proceeds from Box Top Trailer, Water Truck	27,000
	Outflows from investing activities	
4.14	Purchase of property, plant and equipment	(620,200) ▲
	Purchase of Trailer - P&G Box top	(15,000)
	Purchase of Hino 2628 500 Series Water Cart	(240,000)
	Increase budget for Morgan Park Project (Lighting costs came in higher than budget, irrigation works to be delivered)	(350,000)
	Work for Toilets at Shipwreck Park	(24,000)
	Purchase of Electric Charging Stations (grant funded)	(40,000)
	Reallocation of Minor Capital Works Budget to Electric Charging Stations	40,000
	Reallocation of Minor Capital Works to AFL Netting Project at William Skeet Park and Springdale Park (infrastructure construction)	8,800
4.15	Purchase and construction of infrastructure	(170,500) ▲
	Gas Flare Relocation at Landfill funded by Waste Reserve	(50,000)
	Reallocation of Budgets for the Purchase of AFL Back Netting at William Skeet Park (\$75k) and Springdale Park (\$90k)	(165,000)
	Additional Funding for Jull and Civic Space (Approved CS56/12/23)	(18,000)
	Reallocation of Parks Budget for George Foster Reserve (\$18k) and Municipal Water Fountain (\$6.7k) to AFL Netting at William Skeet Park and Springdale Park	24,700
	Reallocated savings on now completed Barossa Loop Skate Park to AFL Netting at William Skeet Park and Springdale Park	20,000
	Reallocated savings on now completed Springdale Bushfire Station project to AFL Netting at William Skeet Park and Springdale Park	15,800
	Reallocated savings on Bus Shelter projects to AFL Netting at William Skeet Park and Springdale Park	2,000
4.16	Non-cash amounts excluded from investing activities	327,800 ▲
	Additional DCP Reserve Interest earned, increasing DCP Contracts Liability in <i>net current assets</i>	327,800
	Cash inflows from financing activities	
4.17	Proceeds from new borrowings	(1,750,000) ▼
	Alignment of the loan funds for One Council Phase 2 Program for the remaining part of FY24. See also item 4.17.	(1,750,000)
4.18	Unspent Borrowings - prior years	908,000 ▲
	To recognise the unspent borrowings from FY23 for the One Council project. See also item 4.16.	908,000
4.19	Transfers from reserve accounts	1,157,700 ▲
	Waste Reserve used to Fund Waste budget amendments	1,564,700
	Waste Reserve used to Fund, Gas Flare Relocation at Landfill	50,000
	Plant and Machinery Reserve to Fund Fleet Replacement	228,000
	Funds for data analysis cleansing and migration FY24	250,000
	Reduction in reserve transfer required, reflective of the saving on the Civica Project	(255,000)
	Reduction in reserve transfer for data analysis, cleansing, migration. Project to occur in FY25	(680,000)
	Cash outflows from financing activities	
4.20	Payments for principal portion of lease liabilities	155,340 ▼
	Leasing Payments reduced to reflect expired leases for equipment.	155,340
4.21	Transfers to reserve accounts	(1,693,800) ▲
	Transfer of Reserve Interest for Interest on cash backed Reserve funds	(1,293,800)
	Transfer to Computer Systems Technologies Reserve for deferred ICT Projects (see also item 4.6)	(400,000)
4.22	Surplus or deficit after imposition of general rates	37,260 ▲

Projects & Works Carried Forward

As part of the budget review, a number of projects and works were identified as likely to be carried forward into future budgets, either whole year or in part of the year. These projects/works will be submitted to Council in a separate report following the endorsement of the 2024/25 Annual budget. To provide Council with early advice, the following list of projects/works has been prepared, for budgets greater than \$50,000. It should be noted that it is not anticipated that the full budgets will all be carried forward into FY25, but the full 2024 budget allocations and the funding source are listed below.

Buildings

1. Gwynne Park Pavilion Design – Buildings – Renew \$0.5m (Municipal)

The Project Initiation Document (PID) has been completed and the City is in the process of procuring the services of an architect to undertake the detailed planning and design of the project. The detailed design and construction procurement will run through FY25 and funds will be carried forward.

2. St Francis Xavier Church – Buildings – New \$1.3m (Grant/Reserve)

Waiting on WAPOL to complete final works and transfer of ownership to the City before any City works commence. Fencing and retaining wall designs for the site are being finalised.

3. Optic Fibre to Depot – Buildings – Renewal \$0.2m (Municipal)

The delay in completing these works is due to the Metronet works. A date for completion from the contractor is being obtained.

4. Piara Waters Library – Buildings – New \$9.2m (Reserve/Grant/Loan/Muni)

Scheduled for builders practical completion May 30 2024. City fit out to follow with soft opening/operations commencement on 5 August.

5. Champion Lakes Community Centre– Buildings – New \$0.4m (Reserve)

Design is complete and cost estimate indicates project funds are adequate for the prescribed works to progress. The works scheduled to be sent for RFQ - Program Delivery resourcing is stretched making delivery challenging.

6. Morgan Park– Buildings – New \$1.9m (Reserve/Grant/Loan/Muni)

The schematics have been finalized and detailed design is expected June-July 2024. Construction will follow the documentation production and tendering process, which will see the build run thought to late 2025-early 2026. Unspent funds will be carried forward.

7. Depot Workshop Design– Buildings – Renewal \$0.9m (Reserve)

Design currently progressing with unspent funds to be carried forward.

8. Springdale Pavilion Changeroom– Buildings – New \$0.6m (Reserve)

Design currently progressing with unspent funds to be carried forward.

9. Animal Compound Works– Buildings – New \$0.5m (Reserve)

Design and procurement currently progressing with unspent funds to be carried forward.

10. Hilbert District Community Ctr Design – New – \$0.6m (Muni)

In Planning phase – The Community Planning Team is preparing the project for transition to Program Delivery.

11. ARRR Stage 1 Design – New – \$0.5m (Muni)

In Planning phase – The Community Planning Team is preparing the project for transition to Program Delivery

Furniture, Plant & Equipment

12. Electric Charging Stations– Buildings – New \$0.2m (Grant)

Funding for the chargers at the main admin office will be spent. Funding for the charger at the AFAC will be spent during the 24/25 FY.

13. AFAC Lockers – New – \$0.2m (Muni)

Purchase will occur after June 30.

AFAC Plant Room Board – Renewal – \$0.1m (Muni)

Replacement will not occur until July when there is a break in the swim school.

Roads

14. Eighth Road – Roads – Upgrade \$4.7m (DCP/Grant)

This item was withdrawn from the March Ordinary Council Meeting agenda to enable officers to provide Council with more information before making a decision.

Parks

15. Yellowwood Park Improvements – Parks – Upgrade \$0.2m (Grant)

Final Design and Community Consultation underway with delivery planned to start June 24

16. Morgan Park– Parks – Upgrade \$0.4m

Irrigation works associated with the Morgan Park project will likely be in progress and will need to be carried forward.

Landfill Site

17. Leachate Ponds – Drainage – New \$1.2m (Reserve)

Council considered a Technical Services Report in March on the additional funding required for this project to be completed and approved the additional funding from the Waste Reserve.

18. Relocate Vehicle Washbay – Drainage – New \$1.2m (Reserve)

Design drawings currently being finalised with a portion of unused funds to be carried forward.

19. Landfill Ring Road Elevation– Roads – Upgrade \$1.3m (Reserve)

Design currently progressing with unspent funds to be carried forward.

20. Drop n Shop Parking & Entrance– Upgrade – \$0.1m (Reserve)

Design currently progressing with unspent funds to be carried forward.

21. New Bulk Area Landfill – New – \$0.2m (Reserve)

Discussions underway re; final design around interface/filling strategy for area adjacent to Ring Road - to inform final design for ultimate bulk area.

22. Landfill Stormwater Management Systems – Upgrade – \$0.2m (Reserve)

Studies required in relation to water quality of site discharges, with any subsequent potential modifications.

23. Compaction Area Collection Landfill – Upgrade – \$0.2m (Reserve)

Potential collection pit/structure for any liquid from compactors operating at site. Currently being picked up as part of the design for the Ring Road (50% design expected by end of Feb).

Other Projects

24. Urban Forest Strategy Data Collection – Opex – \$1m (Muni)

Project awarded in Jan 2024. Planned for completion by Jan 2025

25. Roley Pools Trail Bridge – Renewal – \$0.2m (Muni)

Program Delivery supporting the Environment team with scope of works development and identifying best means to procure through a reverse brief process.

Budget Review Conclusion

The FY24 Annual Budget Review has concluded that there is a \$37,260 surplus of municipal funds. This is additional to the surplus from FY23 of \$18,156, which was reported to Council in December last year.

Therefore, the projected budget surplus for the end of this financial year is \$55,416.

The review has been undertaken on a conservative basis. This approach increases the likelihood that at year end, revenues may be higher and expenses lower, resulting in a surplus.

The forecast surplus falls within the tolerable thresholds of budget variances (ie. 0.5% of the operating budget).

Report Recommendation

That Council:

1. Pursuant to Regulation 33A of the *Local Government (Financial Management) Regulations 1996*, adopts the attached Report titled 'Review of Budget for the period ended 29 February 2024'.
2. Pursuant to section 6.8 of the *Local Government Act 1995*, authorises* the following amendments to the 2023/24 Annual Budget as presented and explained in Attachment 1 Report titled 'Review of Budget for the period ended 29 February 2024' and Attachment 2 Budget Amendment Details.

Budget Amendments	
Particulars	(\$)
Revenue (excl. Non Cash)	
<i>Increases</i>	
Increase in Interest from Cash	204,100
Increasing in Interim General Rating During the Year	450,000
Increase in Grants, Subsidies and Contributions	440,170
<i>Decreases</i>	
Decrease in Fees and Charges - Primarily Waste	(557,000)
Net Revenue Increase/(Decrease)	537,270
Operating Expense (excl Non Cash)	
<i>Increases</i>	
Reclassify Guarantee Fees from Other Expenditure to Finance Costs	(280,000)
Additional Funds for technical Landfill projects and modelling	(110,000)
Additional Funds for Staff Training	(17,400)
Additional Funds for Recruitment of Staff at Piara Waters Library	(50,000)
Additional Funds for Landfill Waste Levy	(2,316,500)
Additional Funds for Hiking Grant Expenditure	(25,000)
Additional Electoral Commission Costs	(30,000)
Additional Funds For Community Donations (including School Awards)	(15,650)
Reclassify of General Environmental Consultants to Water Strategy Document	(50,000)
Reclassify of General Environmental Consultants to Soil and Land Strategy Document	(50,000)
Reclassify of General Environmental Consultants to Air Strategy Document	(50,000)
AFAC Budget realignment from Utilities	(39,000)
Increase in SERCUL Environmental Co-Ordinator Grant Spending	(20,000)
Increase in Subscriptions and Consumables	(6,900)
<i>Decreases</i>	
Reclassify Guarantee Fees from Other Expenditure to Finance Costs	280,000
Reduction in ICT Budget for ERP Data Migration Consultants	680,000
Reduction in ICT Budget for Phase 2 Employee Expenses	226,000
Reduction in ICT Budget due to lower costs or allocated to other projects	1,195,000
Reduction for Landfill Airspace Charge	1,601,800
AFAC Budget realignment Utilities to Materials and Contracts	39,000
Reduction in Consultants and Subscriptions	30,000
Reduction on Funds for Leasing Amendment in Finance Costs	9,400
Reduction for Digital Advertising	7,900
Reduction in General Environmental Consulting to Specific projects (above)	150,000
Net Operating Expense (Increase)/Decrease	1,158,650

Budget Amendments	
Particulars	(\$)
Capital Expense	
<i>Increases</i>	
Additional Funding for Morgan Park Irrigation	(350,000)
Reallocation of Budgets for the Purchase of AFL Back Netting at Springdale Park	(90,000)
Reallocation of Budgets for the Purchase of AFL Back Netting at William Skeet Park	(75,000)
Additional Funding for Various Plant and Equipment Items	(255,000)
Reallocation to Specific Charging Station from Renewables Budget	(40,000)
Additional Funding for Jull and Civic Space (Approved CS56/12/23)	(18,000)
Additional Funding for Shipwreck Park Toilets	(24,000)
Additional Funding for Landfill Gas Flare Relocation	(50,000)
<i>Decreases</i>	
Reallocation of Renewals Budget to Specific Charging Station	40,000
Reallocation of Minor Capital Works to AFL Netting Project at William Skeet Park and Springdale Park (infrastructure construction)	8,800
Reallocated savings on Bus Shelter projects to AFL Netting at William Skeet Park and Springdale Park	2,000
Reallocated savings on now completed Barossa Loop Skate Park to AFL Netting at William Skeet Park and Springdale Park	20,000
Reallocation of Parks Budget for George Foster Reserve (\$18k) and Municipal Water Fountain (\$6.7k) to AFL Netting at William Skeet Park and Springdale Park	24,700
Reallocated savings on now completed Springdale Bushfire Station project to AFL Netting at William Skeet Park and Springdale Park	15,800
Proceeds from Sale of Assets (Trailer, Water Cart)	27,000
Net Capital Expense (Increase)/Decrease	(763,700)
Non-Operating Revenue/Expense	
<i>Increases</i>	
Leasing payment Amendments	155,340
Prior year unspent Borrowings - One Council Project Amendments	908,000
Transfer from Waste Management Reserve to Fund Gas Flare Relocation	50,000
Transfer from Waste Management Reserve to Fund Waste Operations	1,564,700
Transfer from Plant and Machinery Reserve to Fund Plant and Equipment Items	228,000
Transfer from ICT Reserve to Fund for data analysis cleansing and migration FY 24	250,000
<i>Decreases</i>	
Transfer of Interest related to Cash backed Reserve Funds	(1,293,800)
Alignment of the One Council loan funds remaining to the Phase 2 Program	(1,750,000)
Reduction in ICT Reserve due to Civica Project funds not required	(255,000)
Reduction in transfer from ICT reserve - ICT Projects data migration etc funds required FY25	(680,000)
Increase in Transfer to reserve for deferred ICT Projects	(400,000)
Net Non-Operating Revenue/Expense Increase/(Decrease)	(1,222,760)
Movement in Contract Liability	327,800
Net Budget Surplus/(Deficit)	37,260

3. **NOTES the budget amendments in point 2 above increases the forecast year-end budget surplus by \$37,260, from \$18,156 to \$55,416.**

Row Labels	Current Annual Budget (\$)	Amendments Received (\$)	Revised Budget (\$)	Municipal Fund Impact (\$)	Variation	Reserve Funding Source	Comments
Chief Executive's Office	698,400	-	698,400	-			
Chief Executive's Office :CEO & Council	325,300	(30,000)	295,300	(30,000)			
1000-410065-61010-1045 - Administration - Consulting fees - Armadale Advocacy	113,300	20,000	133,300	20,000	Increase	-	Increase advocacy budget - internal transfer of funds
1000-410065-61010-1117 - Administration - Consulting fees - Business Recovery	212,000	(50,000)	162,000	(50,000)	Decrease	-	Transfer of remaining funds to meet advocacy and election costs
Chief Executive's Office :Elected Members	295,300	30,000	325,300	30,000			
1010-410384-61434-1001 - Council Election - Election Expenses - Default Activity	295,300	30,000	325,300	30,000	Increase	-	Actual Electoral Commission costs higher than budgeted costs.
Chief Executive's Office :Communications & Engagement	16,100	-	16,100	-			
1100-410065-41010-1070 - Administration - Fees & Charges - External Print Production Revenue	(51,000)	(14,000)	(65,000)	(14,000)	Increase	-	Additional External Print Revenue forecast
1100-410065-60040-1001 - Administration - Employee Training & Development - Default Activity	11,900	15,000	26,900	15,000	Increase	-	Additional Training costs expected
1100-410065-60050-1072 - Administration - Professional Memberships - Subscriptions	10,700	6,400	17,100	6,400	Increase	-	Additional subscriptions cost expected
1100-410065-61190-1035 - Administration - Marketing & Promotions - Digital Advertising	44,000	(7,900)	36,100	(7,900)	Decrease	-	Full amount no longer required - budget reallocated
1100-410065-61330-1001 - Administration - Stationery & Consumables - Default Activity	500	500	1,000	500	Increase	-	Current budget not sufficient for new staff
Chief Executive's Office :Tourism Development	61,700	-	61,700	-			
1210-410074-42060-1016 - Administration - Operating Contributions - Other - Perth Hills Tourism Alliance	(40,000)	(25,000)	(65,000)		Increase	-	Hiking Fund grant received post budget adoption
1210-410074-61010-1109 - Administration - Consulting fees - Consultancy - Trails Network Plan	101,700	25,000	126,700		Increase	-	Hiking Grant to be spent as per funds received
Community Services	5,538,700	6,540	5,545,240	64,150			
Community Services :Community Development Team	31,500	26,950	58,450	16,550			
2010-410055-66030-2026 - Donations & Subsidies - Donation and Subsidies - Financial Assistance	31,500	15,650	47,150	15,650	Increase	-	Increase in demand and School Scholarship Donations
2010-410375-62020-1001 - Fleet- Education & Welfare - Interest Expense - Leases - Default Activity	-	900	900	900	Increase	-	Leasing Amendments to account for renewal of leased assets
2010-410375-63030-1001 - Fleet- Education & Welfare - Depreciation - Right of Use Assets - Default Activity	-	10,400	10,400		Increase	-	Leasing Amendments to account for renewal of leased assets
Community Services :Libraries	2,234,400	50,000	2,284,400	50,000			
2300-410072-60001-1001 - Administration - Salaries - Normal Salaries - Default Activity	1,998,700	45,000	2,043,700	45,000	Increase	-	Allowance for recruitment of new staff (Piara Waters Library) prior to the end of the financial year
2300-410072-60020-1001 - Administration - Superannuation - Default Activity	235,700	5,000	240,700	5,000	Increase	-	Allowance for recruitment of new staff (Piara Waters Library) prior to the end of the financial year
Community Services :AFAC Aquatics	24,500	21,000	45,500	21,000			
2502-410072-60040-1001 - Administration - Employee Training & Development - Default Activity	-	10,000	10,000	10,000	Increase	-	Internal Budget reallocation within the AFAC Cost Centre - OneCouncil Chart setup change
2502-410072-61030-1001 - Administration - Minor Equipment Under \$5,000 - Default Activity	-	15,000	15,000	15,000	Increase	-	Internal Budget reallocation within the AFAC Cost Centre - OneCouncil Chart setup change
2502-410072-61190-1001 - Administration - Marketing & Promotions - Default Activity	8,300	(4,000)	4,300	(4,000)	Decrease	-	Internal Budget reallocation within the AFAC Cost Centre - OneCouncil Chart setup change
2502-410072-61200-1001 - Administration - Materials - Consumables - Default Activity	-	2,700	2,700	2,700	Increase	-	Internal Budget reallocation within the AFAC Cost Centre - OneCouncil Chart setup change
2502-410072-61200-2030 - Administration - Materials - Consumables - First Aid and Lifesaving Equipment	16,200	(2,700)	13,500	(2,700)	Decrease	-	Internal Budget reallocation within the AFAC Cost Centre - OneCouncil Chart setup change
Community Services :AFAC Facility Operations	2,223,800	(16,000)	2,207,800	(16,000)			
2506-410072-41090-2039 - Administration - Lease Revenue - Café Lease	(54,800)	5,000	(49,800)	5,000	Decrease	-	Reduced lease amount on the Café approved by Council
2506-410072-60001-1001 - Administration - Salaries - Normal Salaries - Default Activity	420,456	16,500	436,956	16,500	Increase	-	Reallocation between Salaries - Casual budget to Salaries Normal budget for casual conversion
2506-410072-60005-1001 - Administration - Casual Salaries - Default Activity	71,844	(16,500)	55,344	(16,500)	Decrease	-	Reallocation between Salaries - Casual budget to Salaries Normal budget for casual conversion
2506-410072-60040-1001 - Administration - Employee Training & Development - Default Activity	13,400	(10,000)	3,400	(10,000)	Decrease	-	Internal Budget reallocation within the AFAC Cost Centre - OneCouncil Chart setup change
2506-410072-61030-1001 - Administration - Minor Equipment Under \$5,000 - Default Activity	22,100	(12,300)	9,800	(12,300)	Decrease	-	Internal Budget reallocation within the AFAC Cost Centre - OneCouncil Chart setup change
2506-410072-61100-1001 - Administration - Cleaning - Default Activity	312,600	(277,600)	35,000	(277,600)	Decrease	-	Internal Budget reallocation within the AFAC Cost Centre - OneCouncil Chart setup change
2506-410072-61130-1001 - Administration - Contractor - Default Activity	489,700	(489,700)	-	(489,700)	Decrease	-	Internal Budget reallocation within the AFAC Cost Centre - OneCouncil Chart setup change
2506-410072-61130-2052 - Administration - Contractor - Car Park & Grounds	49,600	(21,600)	28,000	(21,600)	Decrease	-	Internal Budget reallocation within the AFAC Cost Centre - OneCouncil Chart setup change
2506-410072-61130-2053 - Administration - Contractor - Facility Contracts	-	443,600	443,600	443,600	Increase	-	Internal Budget reallocation within the AFAC Cost Centre - OneCouncil Chart setup change
2506-410072-61130-2054 - Administration - Contractor - Facility Services	-	60,000	60,000	60,000	Increase	-	Internal Budget reallocation within the AFAC Cost Centre - OneCouncil Chart setup change
2506-410072-61170-1001 - Administration - Corporate Memberships and Subscriptions - Default Activity	-	2,200	2,200	2,200	Increase	-	Internal Budget reallocation within the AFAC Cost Centre - OneCouncil Chart setup change
2506-410072-61190-1001 - Administration - Marketing & Promotions - Default Activity	8,300	(7,600)	700	(7,600)	Decrease	-	Internal Budget reallocation within the AFAC Cost Centre - OneCouncil Chart setup change
2506-410072-61190-2042 - Administration - Marketing & Promotions - Signage	-	8,000	8,000	8,000	Increase	-	Internal Budget reallocation within the AFAC Cost Centre - OneCouncil Chart setup change
2506-410072-61200-2041 - Administration - Materials - Consumables - Pool Chemicals	-	100,000	100,000	100,000	Increase	-	Internal Budget reallocation within the AFAC Cost Centre - OneCouncil Chart setup change
2506-410072-61290-2043 - Administration - Repair & Maintenance - Maintenance - HVAC & Geothermal	-	40,000	40,000	40,000	Increase	-	Internal Budget reallocation within the AFAC Cost Centre - OneCouncil Chart setup change
2506-410072-61290-2044 - Administration - Repair & Maintenance - Maintenance - Building	-	95,000	95,000	95,000	Increase	-	Internal Budget reallocation within the AFAC Cost Centre - OneCouncil Chart setup change
2506-410072-61290-2045 - Administration - Repair & Maintenance - Maintenance - Electrical	-	30,000	30,000	30,000	Increase	-	Internal Budget reallocation within the AFAC Cost Centre - OneCouncil Chart setup change
2506-410072-61290-2046 - Administration - Repair & Maintenance - Maintenance - Equipment	21,900	10,000	31,900	10,000	Increase	-	Internal Budget reallocation within the AFAC Cost Centre - OneCouncil Chart setup change
2506-410072-61290-2047 - Administration - Repair & Maintenance - Maintenance - Plumbing	99,300	(35,000)	64,300	(35,000)	Decrease	-	Internal Budget reallocation within the AFAC Cost Centre - OneCouncil Chart setup change
2506-410072-61290-2048 - Administration - Repair & Maintenance - Maintenance - Pool Plant	230,100	(65,000)	165,100	(65,000)	Decrease	-	Internal Budget reallocation within the AFAC Cost Centre - OneCouncil Chart setup change
2506-410072-61290-2049 - Administration - Repair & Maintenance - Maintenance - Door and Gates	-	13,000	13,000	13,000	Increase	-	Internal Budget reallocation within the AFAC Cost Centre - OneCouncil Chart setup change
2506-410072-61290-2050 - Administration - Repair & Maintenance - Maintenance - General	-	95,000	95,000	95,000	Increase	-	Internal Budget reallocation within the AFAC Cost Centre - OneCouncil Chart setup change
2506-410072-61290-2051 - Administration - Repair & Maintenance - Maintenance - Cafe	-	10,000	10,000	10,000	Increase	-	Internal Budget reallocation within the AFAC Cost Centre - OneCouncil Chart setup change
2506-410072-61300-1001 - Administration - Security - Default Activity	5,300	30,000	35,300	30,000	Increase	-	Internal Budget reallocation within the AFAC Cost Centre - OneCouncil Chart setup change
2506-410072-64010-1001 - Administration - Water - Default Activity	89,000	(4,000)	85,000	(4,000)	Decrease	-	Internal Budget reallocation within the AFAC Cost Centre - OneCouncil Chart setup change
2506-410072-64020-1001 - Administration - Gas - Default Activity	135,000	(10,000)	125,000	(10,000)	Decrease	-	Internal Budget reallocation within the AFAC Cost Centre - OneCouncil Chart setup change
2506-410072-64030-1001 - Administration - Electricity - Default Activity	310,000	(25,000)	285,000	(25,000)	Decrease	-	Internal Budget reallocation within the AFAC Cost Centre - OneCouncil Chart setup change
Community Services :AFAC Group Fitness	20,600	(75,410)	(54,810)	(7,400)			
2507-410072-62020-1001 - Administration - Interest Expense - Leases - Default Activity	1,600	(7,400)	(5,800)	(7,400)	Increase	-	Leasing Amendments to account for renewal of leased assets
2507-410072-63030-1001 - Administration - Depreciation - Right of Use Assets - Default Activity	19,000	(68,010)	(49,010)		Increase	-	Leasing Amendments to account for renewal of leased assets
Community Services :AFAC Swim School	1,003,900	-	1,003,900	-			
2509-410067-60001-1001 - Administration - Salaries - Normal Salaries - Default Activity	206,900	21,500	228,400	21,500	Increase	-	Reallocation between Salaries - Casual budget to Salaries Normal budget for casual conversion
2509-410067-60005-1001 - Administration - Casual Salaries - Default Activity	797,000	(21,500)	775,500	(21,500)	Decrease	-	Reallocation between Salaries - Casual budget to Salaries Normal budget for casual conversion

Row Labels	Current Annual Budget (\$)	Amendments Received (\$)	Revised Budget (\$)	Municipal Fund Impact (\$)	Variation	Reserve Funding Source	Comments
Corporate Services	51,960	(1,762,170)	(1,710,210)	140,460			
Corporate Services :Finance	280,000	-	280,000	-			
Corporate Services :Information & Communications Technology	7,635,400	(1,980,430)	5,654,970	(1,878,300)			
3300-410065-60001-1001 - Administration - Salaries - Normal Salaries - Default Activity	1,718,100	(405,405)	1,312,695	(405,405)	Decrease	-	Reduced to reflect vacancies during the year
3300-410065-60020-1001 - Administration - Superannuation - Default Activity	205,000	(44,595)	160,405	(44,595)	Decrease	-	Reduced to reflect vacancies during the year
3300-410065-60007-1001 - Administration - Agency and Hire of Temporary Staff - Default Activity	-	500,000	500,000	500,000	Increase	-	Reallocaton of the Civica Upgrade project budget Materials/Contracts category to Employee cost category, reflecting use of temporary staff on the project
3300-410065-61141-1064 - Administration - Software Maintenance - Systems Improvement- Civica	740,600	(740,600)	-	(740,600)	Decrease	-	Reallocaton of the Civica Upgrade project budget Materials/Contracts category to Employee cost category, reflecting use of temporary staff on the project
3300-410065-61010-1001 - Administration - Consulting fees - Default Activity	920,400	185,600	1,106,000	185,600	Increase	-	Reallocaton from Cloud Computing to Consulting Category for ICT Projects, including the Civica Upgrade project
3300-410065-61141-1064 - Administration - Software Maintenance - Systems Improvement	680,000	(680,000)	-	(680,000)	Decrease	-	Reduction in ICT budget - Data analysis, cleansing, migration programmed for FY25, funded from ICT reserve
3300-410065-61141-1068 - Administration - Software Maintenance - Cloud Computing	1,616,100	(640,000)	976,100	(640,000)	Decrease	-	A number of projects have been delivered at lower costs, some are in progress and some deferred. The budget reduction is offset with a \$400,000 transfer to reseve for projects deferred
3300-410065-61141-5028 - Administration - Software Maintenance - Software Maintenance	1,034,600	(50,000)	984,600	(50,000)	Decrease	-	Reduction in ICT Budget - expense not required
3300-410065-62020-1001 - Administration - Interest Expense - Leases - Default Activity	34,300	(3,300)	31,000	(3,300)	Decrease	-	Leasing Amendments to account for renewal of leased assets
3300-410065-63030-1001 - Administration - Depreciation - Right of Use Assets - Default Activity	686,300	(102,130)	584,170		Decrease	-	Leasing Amendments to account for renewal of leased assets
Corporate Services :Retained Surplus Reserves - Computer Systems Technologies	(1,380,000)	1,085,000	(295,000)	1,085,000			
9900-510507-30003-1001 - Reserve funded ICT Opex Projects - Transfers from Reserves - Civica	(700,000)	255,000	(445,000)	255,000	Decrease	Computer Syste	Reduction in transfer from ICT reserve - Civica Project funds not required.
9900-510507-30002-1001 - Reserve funded ICT Opex Projects - Transfers to Reserves - Default Activity	-	160,000	160,000	160,000	Increase	Computer Syste	Increase in Transfer to reserve for deferred ICT Projects
9900-510507-30002-1001 - Reserve funded ICT Opex Projects - Transfers to Reserves - Piara Waters Library	-	150,000	150,000	150,000	Increase	Computer Syste	Increase in Transfer to reserve for ICT projects-in-progress Piara Waters Library
9900-510507-30002-1001 - Reserve funded ICT Opex Projects - Transfers to Reserves - RKBFB Fire Station	-	90,000	90,000	90,000	Increase	Computer Syste	Increase in Transfer to reserve for ICT projects in progress RFBFB Fire Station
9900-510507-30003-1001 - Reserve funded ICT Opex Projects - Transfers from Reserves - Default Activity	-	(250,000)	(250,000)	(250,000)	Increase	Computer Syste	Transfer from ICT Reserve for data analysis
9900-510507-30003-1001 - Reserve funded ICT Opex Projects - Transfers from Reserves - ICT Projects	(680,000)	680,000	-	680,000	Decrease	Computer Syste	Reduction in transfer from ICT reserve - ICT Projects data cleansing and migration required FY25
Corporate Services :One Council Business System	1,844,000	(226,000)	1,618,000	(226,000)			
3310-410065-60001-1001 - Administration - Salaries - Normal Salaries - Default Activity	1,661,400	(203,600)	1,457,800	(203,600)	Decrease	-	Reduction in salary expenses to align the FY24 budget to the Phase 2 Program which spans FY24; FY25 and the first half of FY26.
3310-410065-60020-1001 - Administration - Superannuation - Default Activity	182,600	(22,400)	160,200	(22,400)	Decrease	-	Reduction in salary expenses to align the FY24 budget to the Phase 2 Program which spans FY24; FY25 and the first half of FY26.
Corporate Services :Corporate Services Revenue	(7,295,100)	(492,900)	(7,788,000)	473,100			
3010-410019-40011-1001 - Rates - Interim Rates GRV - Default Activity	(1,100,000)	(450,000)	(1,550,000)	(450,000)	Increase	-	Interim Rates forecast to exceed budget
3010-410064-42020-2026 - Administration - Operating Grants - Federal Government - Financial Assistance	(270,000)	161,200	(108,800)	161,200	Decrease	-	Amend Financial Assistance Grant budget to reflect actual received
3010-410064-43010-1001 - Administration - Interest Income - Municipal & Unrestricted Investments - Default Activity	(1,251,900)	(558,100)	(1,810,000)	(558,100)	Increase	-	Muni Interest - higher interest
3010-410064-43020-1001 - Administration - Interest Income - Cash Backed Reserves - Default Activity	(4,673,200)	354,000	(4,319,200)	1,320,000	Decrease	-	Muni Interest & reserve Interest allocations
Corporate Services :Retained Surplus Reserves - Various	4,673,200	1,293,800	5,967,000				
9900-500001-30002-7100 - Interest on Investment - Transfers to Reserves - General	4,673,200	1,293,800	5,967,000		Increase	Various	Reserve Interest - higher interest (transferred to reserve)
Corporate Services :Retained Surplus Reserves - Waste	(200,000)	(1,614,700)	(1,814,700)				
9900-510204-30003-1001 - Landfill Gas -Flare relocation - Transfers from Reserves - Default Activity	(200,000)	(50,000)	(250,000)		Increase	Waste	Gas Flare Relocation Waste Reserve
9900-500004-30003-1001 - Operating Deficit transfer from Reserve - Transfers from Reserves - Default Activity	-	(1,564,700)	(1,564,700)		Increase	Waste	Waste Reserve transfer for higher landfill levy and leachate ponds.
Corporate Services :Retained Surplus Reserves - Plant and Machinery	(3,521,750)	(228,000)	(3,749,750)				
9900-510466-30003-1001 - Capital Purchase Plant & Machinery Replacement - Transfers from Reserves - Default Activity	(3,521,750)	(228,000)	(3,749,750)		Increase	Plant and Machi	Reserve Transfer - Trailer - P&G Boxtop - 1TMP025 (FP566) - \$ 13K ,Hino 2628 500 Series Water Cart - AK16128 (P1501) \$ 215K
Corporate Services :Corporate Services Administration	(1,983,790)	401,060	(1,582,730)	686,660			
3000-410065-67026-1001 - Administration - NBV - Loss on Disposal -Plant & Machinery - Default Activity	44,210	42,200	86,410		Increase	-	Loss of Disposal -Hino 2628 500 Series Water Cart - AK16128 (P1501) \$-41,000, Trailer - P&G Boxtop - 1TMP025 (FP566) \$-1200
3000-9000-20700-1001 - Lease Principal Payment - Lease Liabilities - Current - Default Activity	-	(155,340)	(155,340)	(155,340)	Increase	-	Leasing Amendments due to leases being completed and now not required
3000-9000-25450-1001 - Anstey Keane - Revenue in Advance - Non-Current - Anstey Keane - Revenue in Advance - Non-Current - Default Activity	-	(102,400)	(102,400)		Increase	-	DCP Interest -Anstey Keane (AK)
3000-9000-25451-1001 - North Forrestdale - Revenue in Advance - Non-Current - North Forrestdale - Revenue in Advance - Non-Current - Default Activity	-	(225,400)	(225,400)		Increase	-	DCP Interest -North Forrestdale (NF)
3000-9000-20561-1001 - 345C Core System Review - 345C - Loan L345C - Loan Proceeds 345C Core System Review - Default Activity	(2,028,000)	1,750,000	(278,000)	1,750,000	Decrease	-	Alignment of the loan funds remaining to the Phase 2 Program, which spans FY24; FY25 and the first half of FY26.
3000-9000-20547-1001 - 345B Core System Review - 345B - Loan L345B- Current Liability 345B Core System Review - Default Activity	-	(908,000)	(908,000)	(908,000)	Increase	-	Recognising unspent borrowings from FY23 for the OneCouncil project.
Development Services	(841,760)	(171,600)	(1,013,360)	(171,600)			
Development Services :Building Services	(489,100)	(150,000)	(639,100)	(150,000)			
4000-410074-41010-4030 - Administration - Fees & Charges - Building Applications	(489,100)	(150,000)	(639,100)	(150,000)	Increase	-	Higher fees received to date, amended budget to reflect year end forecast.
Development Services :Health Services	(131,760)	(3,100)	(134,860)	(3,100)			
4200-410068-41010-4016 - Administration - Fees & Charges - Application Processing	(43,600)	10,000	(33,600)	10,000	Decrease	-	Lower fees received to date, amended budget to reflect year end forecast.
4200-410068-41010-4017 - Administration - Fees & Charges - Health Premises	(141,100)	(16,000)	(157,100)	(16,000)	Increase	-	Higher fees received to date, amended budget to reflect year end forecast.
4200-410068-41010-4018 - Administration - Fees & Charges - Service Requests	(6,000)	4,500	(1,500)	4,500	Decrease	-	Lower fees received to date, amended budget to reflect year end forecast.
4200-410068-41010-4019 - Administration - Fees & Charges - Wastewater Applications	(11,600)	(2,500)	(14,100)	(2,500)	Increase	-	Higher fees received to date, amended budget to reflect year end forecast.
4200-410068-60075-1001 - Administration - Uniforms - Default Activity	400	200	600	200	Increase	-	Increased to account for new employees commencing
4200-410068-60105-1001 - Administration - Protective Clothing - Default Activity	-	700	700	700	Increase	-	Increased to account for new employees commencing
4200-410068-61010-4022 - Administration - Consulting fees - Food Sampling	-	25,400	25,400	25,400	Increase	-	Reallocation between Health Services Activity budgets - OneCouncil setup
4200-410068-61130-4015 - Administration - Contractor - Mosquito Control	-	20,000	20,000	20,000	Increase	-	Reallocation between Health Services Activity budgets - OneCouncil setup
4200-410068-61200-4015 - Administration - Materials - Consumables - Mosquito Control	44,740	(20,000)	24,740	(20,000)	Decrease	-	Reallocation between Health Services Activity budgets - OneCouncil setup
4200-410068-61200-4035 - Administration - Materials - Consumables - Analytical Expense	25,400	(25,400)	-	(25,400)	Decrease	-	Reallocation between Health Services Activity budgets - OneCouncil setup
Development Services :Planning	(220,900)	(18,500)	(239,400)	(18,500)			
4300-410071-41010-5031 - Administration - Fees & Charges - Development Applications	(221,400)	(20,000)	(241,400)	(20,000)	Increase	-	Higher revenue due to increase in large commercial/industrial developments
4300-410071-60075-1001 - Administration - Uniforms - Default Activity	500	1,500	2,000	1,500	Increase	-	Increased to account for new employees commencing

Row Labels	Current Annual Budget (\$)	Amendments Received (\$)	Revised Budget (\$)	Municipal Fund Impact (\$)	Variation	Reserve Funding Source	Comments
Technical Services	31,015,170	7,781,730	38,796,900	(70,270)			
Technical Services :Asset Lifecycle	253,000	(8,800)	244,200	(8,800)			
5000-710451-61130-1001 - CP - Planned Minor Capital Works - Renewal - Contractor - Default Activity	102,000	(48,800)	53,200	(48,800)	Decrease	-	Reallocation \$40000 to CP000589 (Electric Charging)
5000-710474-61130-1001 - CP - Electric Charging Stations - New - Contractor - Default Activity	151,000	40,000	191,000	40,000	Increase	-	Reallocation Tsf from CP0000622 \$40,000 is required for the Electric vehicle charging infrastructure
Technical Services :Design Engineering	461,730	(152,000)	309,730	(152,000)			
5100-410075-61010-1041 - Administration - Consulting fees - General	379,010	(150,000)	229,010	(150,000)	Decrease	-	Reclassification of unused funds to environmental program strategies (x3)
5100-710210-61130-1001 - CP- Bus Shelters - Renew - Contractor - Default Activity	82,720	(2,000)	80,720	(2,000)	Decrease	-	Savings as identified bus shelters will be completed under budget.
Technical Services :Design Parks	1,084,720	122,500	1,207,220	122,500			
5110-710247-61130-1001 - CP- Jull and Civic Space upgrade - LRCL - Contractor - Default Activity	870,780	18,000	888,780	18,000	Increase	-	Additional costs to complete the project
5110-710254-61130-1001 - CP- Barossa Loop Skate Park Conversion - Contractor - Default Activity	60,610	(20,000)	40,610	(20,000)	Decrease	-	Works complete and funds not required - to be transferred for AFL Nets
5110-710272-61130-1001 - CP- Springdale Oval -Bore & Pump - Contractor - Default Activity	15,800	(15,800)	-	(15,800)	Decrease	-	Completed under Springdale Bushfire Station project - funds to be transferred
5110-710273-61130-1001 - CP- Springdale Park AFL Back Net - Contractor - Default Activity	23,400	90,000	113,400	90,000	Increase	-	Additional cost for full size nets to aid in safety
5110-710274-61130-1001 - CP- William skeet AFL Net - Contractor - Default Activity	80,000	75,000	155,000	75,000	Increase	-	Additional cost for full size nets to aid in safety
5110-710276-61130-1001 - CP- George Foster Reserve -Upgrade - Contractor - Default Activity	18,630	(18,000)	630	(18,000)	Decrease	-	Available funds to be transferred - to be transferred for AFL Nets
5110-710288-61130-1001 - CP- Municipal Drink Fountain - Contractor - Default Activity	15,500	(6,700)	8,800	(6,700)	Decrease	-	Available funds to be transferred - to be transferred for AFL Nets
Technical Services :Environment & Sustainability	174,080	150,000	324,080	150,000			
5200-410071-61260-5101 - Administration - Programs Expenditure - Environment Programs	-	20,000	20,000	20,000	Increase	-	Local Government Financial Support for SERCUL Coordinator
5200-410497-61260-5115 - Environment Programs - Programs Expenditure - Water Strategy Document	42,300	50,000	92,300	50,000	Increase	-	From Design Consultancy -Required extra funding for the project due to increase of material and labour cost
5200-410497-61260-5116 - Environment Programs - Programs Expenditure - Soil and Land Strategy Document	131,780	50,000	181,780	50,000	Increase	-	From Design Consultancy -Required extra funding for the project due to increase of material and labour cost
5200-410497-61260-5139 - Environment Programs - Programs Expenditure - Air Strategy Document	-	50,000	50,000	50,000	Increase	-	From Design Consultancy -Required extra funding for the project due to increase of material and labour cost
5200-410071-42050-1001 - Administration - Operating Grants - Others - Default Activity	-	(20,000)	(20,000)	(20,000)	Increase	-	Local Government Financial Support for SERCUL Coordinator
Technical Services :Landcare	10,300	4,800	15,100	400			
5210-410071-62020-1001 - Administration - Interest Expense - Leases - Default Activity	800	400	1,200	400	Increase	-	Leasing Amendments to account for renewal of leased assets
5210-410071-63030-1001 - Administration - Depreciation - Right of Use Assets - Default Activity	9,500	4,400	13,900		Increase	-	Leasing Amendments to account for renewal of leased assets
Technical Services :Waste Services	6,920,400	1,884,200	8,804,600				
5230-410071-41010-5056 - Administration - Fees & Charges - Brookdale Site Entry Fees	(3,437,200)	740,000	(2,697,200)		Decrease	-	Reduced income expected due to reduction of commercial tonnage
5230-410071-61010-1001 - Administration - Consulting fees - Default Activity	81,900	110,000	191,900		Increase	-	Budget needs to increase due to technical work on landfill projects (\$40,000), and modelling (\$70,000).
5230-410071-63018-1001 - Administration - Depreciation - Waste Infrastructure - Default Activity	291,900	61,300	353,200		Increase	-	Depreciation amended to reflect new capitalised asset values
5230-410071-63021-1001 - Administration - Depreciation - Landfill - Default Activity	97,400	30,200	127,600		Increase	-	Depreciation amended to reflect new capitalised asset values
5230-410162-61430-1001 - Waste - Green Waste - Verge Collection Service - Waste Collection Services - Default Activity	-	736,100	736,100		Increase	-	Relates to Green waste component of Bulk Verge. Funds have been transferred as a reclassification
5230-410165-61050-1001 - Waste - Landfill Operations - Landfill Levy - Default Activity	2,883,500	2,316,500	5,200,000		Increase	-	Total levy budget needs increasing to account for increased waste and fill (with a portion potentially reclaimable through exemptions, relating to closure works).
5230-410165-61130-5127 - Waste - Landfill Operations - Contractor - Alternative Disposal	1,601,800	(1,601,800)	-		Decrease	-	Sufficient airspace at the Landfill for waste deposition to the end of the financial year. Budget allocation not required.
5230-410169-61130-1001 - Waste - Transfer Station - Contractor - Default Activity	1,632,500	(545,500)	1,087,000		Decrease	-	Green Waste budget transferred to another budget line - reclassification
5230-410169-61290-2047 - Waste - Transfer Station - Repair & Maintenance - Maintenance - Plumbing	-	214,200	214,200		Increase	-	Transfer Station now reclassified in a separate line
5230-410170-61130-1001 - Waste - Bulk Waste - Verge Collection Services - Contractor - Default Activity	1,682,300	(736,100)	946,200		Decrease	-	Green waste verge removed and reclassified to another line item (see \$736,100).
5230-410378-46025-1001 - Fleet -Community Amenities - Proceeds - Gain on Disposal of Assets -Plant & Machinery - Default Activity	(466,700)	(27,000)	(493,700)		Increase	-	Sale proceeds - Trailer - P&G Boxtop - 1TMP025 (FP566) - \$ 2K ,Hino 2628 500 Series Water Cart - AK16128 (P1501) \$ 25K ,Rubbish Truck - Volvo FE8 Superior Pak Side Loader - AK16472 (FP1515) \$90K
5230-410408-61130-1001 - Waste - Green Waste Processing - Contractor - Default Activity	-	331,300	331,300		Increase	-	Remove Green Waste from Transfer Station (\$331,300) above for contractor budget - reclassification
5230-710466-61130-1001 - Capital Purchase - Plant & Machinery - Replacement - Contractor - Default Activity	2,553,000	255,000	2,808,000		Increase	-	Purchase of Items not budgeted - Trailer - P&G Boxtop - 1TMP025 (FP566) - \$ 15K ,Hino 2628 500 Series Water Cart - AK16128 (P1501) \$ 240K ,Rubbish Truck
Technical Services :Program Delivery	1,733,440	424,000	2,157,440	374,000			
5400-710204-61130-1001 - CP- Landfill Gas -Flare Relocation - Contractor - Default Activity	200,000	50,000	250,000		Increase	-	Initial plan was to install a temporary flare, however with none available within Australia, the existing flare was relocated at additional cost
5400-710233-61130-1001 - CP- Morqan Park - Contractor - Default Activity	1,525,500	350,000	1,875,500	350,000	Increase	-	Additional Capex required for irrigation component of works - lighting component utilised current budget
5400-710234-61130-1001 - CP- Shipwreck Park -Toilets - Contractor - Default Activity	7,940	24,000	31,940	24,000	Increase	-	Project complete - Additional Spend incurred which cannot be offset
Technical Services :Service Delivery - Parks	2,566,000	1,334,400	3,900,400				
5510-410072-63017-1001 - Administration - Depreciation - Parks & Reserves - Default Activity	2,566,000	1,334,400	3,900,400		Increase	-	Depreciation amended to reflect new capitalised asset values
Technical Services :Service Delivery - Civils	17,811,500	4,022,630	21,834,130	(556,370)			
5500-410021-63014-1001 - Distributor - Depreciation - Roads - Default Activity	12,184,800	2,852,400	15,037,200		Increase	-	Depreciation amended to reflect new capitalised asset values
5500-410022-63016-1001 - Road Infrastructure - Depreciation - Pathways - Default Activity	1,870,700	336,800	2,207,500		Increase	-	Depreciation amended to reflect new capitalised asset values
5500-410023-63015-1001 - Drainage - Depreciation - Drainage - Default Activity	3,756,000	1,389,800	5,145,800		Increase	-	Depreciation amended to reflect new capitalised asset values
5500-410073-42010-5071 - Administration - Operating Grants - State Government - Direct Road Grants	-	(465,570)	(465,570)	(465,570)	Increase	-	Direct Road Grant received not listed in original budget
5500-410073-42020-5072 - Administration - Operating Grants - Federal Government - Grants Commission Road Fund Grants	-	(90,800)	(90,800)	(90,800)	Increase	-	Amend Financial Assistance Grant budget to reflect actual received
Grand Total	36,462,470	5,854,500	42,316,970	(37,260)			

PROJECT ON A PAGE (PoP)



PROJECT ON A PAGE (PoP)



PROJECT ON A PAGE (PoP)



PROJECT ON A PAGE (PoP)



PROJECT ON A PAGE (PoP)



PROJECT ON A PAGE (PoP)



PROJECT ON A PAGE (PoP)



PROJECT ON A PAGE (PoP)



PROJECT ON A PAGE (PoP)



BUILDING AUSTRALIA'S NEWEST CITIES

A Model for the New Wave of Growth



Hosted by



Program

29 May; 5:30pm – 7:00pm Penrith Stadium Chairman's Lounge
Welcome Drinks
Welcome by Cr Todd Carney, Mayor, Penrith City Council Guest Speaker to be announced
30 May; 10:00am – 3:30pm Western Sydney
Penrith and Western Sydney Site tour
Join us on a site tour around Western Sydney, which will include the new Western Sydney Airport and innovative projects in Penrith. Lunch included
30 May; 6:00pm – 10:00pm Western Sydney Conference Centre
2024 NGAA Awards
Two course dinner and drinks Guest speaker to be announced
31 May; 9:30am – 4:00pm Western Sydney Conference Centre
National Congress
The 2024 NGAA Congress will explore Australia's newest cities, being built on the edges of greater metropolitan areas, around major new infrastructure, with place, productivity, innovation and digital connectivity at their core. Political speakers, keynote speakers and panellists to be announced. <i>Topics:</i> New City Governance Learning from international examples as well as from our own experience. Review processes, systems, and structures that help to facilitate genuine collaboration between all

BUILDING AUSTRALIA'S NEWEST CITIES

A Model for the New Wave of Growth



NATIONAL CONGRESS • 29-31 May 2024, Penrith NSW

levels of government.

Future Policies

Growth areas have suffered with policy frameworks not keeping up with the rate of growth, leading to infrastructure deficits. This topic explores new approaches to policy development that can lead to better outcomes for our communities. How do we need to approach policy development if we want to create resilient, liveable and thriving communities?

Future Design and Functionality

What would a 20-minute urban centre look like? How can we turn our fastest-growing cities and suburbs into economically productive secondary CBDs? Topics discussed will include innovative approaches to urban design, the role private industry has to play, and what a connected digital future looks like.

Morning tea, lunch and afternoon tea provided