

CITY OF ARMADALE

MINUTES

OF CORPORATE SERVICES COMMITTEE HELD IN THE FUNCTION ROOM,
ADMINISTRATION CENTRE, 7 ORCHARD AVENUE, ARMADALE ON TUESDAY,
18 JULY 2023 AT 7.00PM.

PRESENT:

Cr K Busby (Chair)
Cr J Keogh (Deputy Chair)
Cr M J Hancock
Cr M S Northcott (Deputy to Cr P A Hetherington)
Cr S Mosey (Deputy to Cr G Nixon)
Cr M Silver
Cr S Peter

APOLOGIES:

Cr G Nixon (Leave of Absence)
Cr P A Hetherington

OBSERVERS:

Cr R Butterfield
Cr G Smith
Cr E Flynn (*Teams*)

IN ATTENDANCE:

Ms J Abbiss	Chief Executive Officer
Mr J Lyon	Executive Director Corporate Services
Mr P Sanders	Executive Director Development Services (<i>Teams</i>)
Mr M Andrews	Executive Director Technical Services
Ms R Milnes	A/Executive Director Community Services
Mr M Hnatojko	Executive Manager Corporate Services
Mrs A Owen-Brown	Executive Assistant Corporate Services
Ms K Highfield	A/Executive Assistant Corporate Services

PUBLIC:

Nil.

*“For details of Councillor Membership on this Committee, please refer to the City’s website
– www.armadale.wa.gov.au/mayor-councillors-and-wards.”*

DISCLAIMER

The Disclaimer for protecting Councillors and staff from liability of information and advice given at Committee meetings was not read as there were no members of the public present.

DECLARATION OF MEMBERS' INTERESTS

Nil.

QUESTION TIME

Nil.

DEPUTATION

Nil.

CONFIRMATION OF MINUTES

RECOMMEND

Minutes of the Corporate Services Committee Meeting held on 20 June 2023 be confirmed.

Moved Cr J Keogh

MOTION CARRIED

(7/0)

ITEMS REFERRED FROM INFORMATION BULLETIN

Items in Issue No.14

Progress Report

Progress Report on Contingency, Operational & Strategic Projects

Outstanding Matters & Information Items

Report on Outstanding Matters – Corporate Services Committee

Economic Development

Tourism & Visitor Centre Report

Report of the Common Seal

Committee noted the information and no further items were raised for discussion and/or further report purposes.

CONTENTS

CORPORATE SERVICES COMMITTEE

18 JULY 2023

1.	FINANCIAL MANAGEMENT & PLANNING	
1.1	LIST OF ACCOUNTS PAID - MAY 2023.....	4
1.2	**STATEMENT OF FINANCIAL ACTIVITY - MAY 2023	7
2.	GOVERNANCE & ADMINISTRATION	
2.1	2023 WALGA LOCAL GOVERNMENT CONVENTION AND REGISTRATION OF VOTING DELEGATES FOR THE ANNUAL GENERAL MEETING - 18-19 SEPTEMBER 2023.....	19
3.	COUNCILLORS' ITEMS	
1.	CONFIDENTIAL AWARD NOMINATION.....	22
4.	CHIEF EXECUTIVE OFFICER'S REPORT	
	NIL.	22
5.	EXECUTIVE DIRECTOR'S REPORT	
	NIL.	22
	SUMMARY OF ATTACHMENTS	23

1.1 - LIST OF ACCOUNTS PAID - MAY 2023

WARD : ALL

FILE No. : M/362/23

DATE : 26 June 2023

REF : MH

RESPONSIBLE : Executive Director
MANAGER Corporate Services

In Brief:

- The report presents, pursuant to Regulation 13(1), (3) and (4) of the *Local Government (Financial Management) Regulations 1996*, the List of Accounts paid for the period 1 May to 31 May 2023 as well as the credit card statements for May 2023.

Tabled Items

Nil.

Decision Type

- ☐ **Legislative** The decision relates to general local government legislative functions such as adopting/changing local laws, town planning schemes, rates exemptions, City policies and delegations etc.
- ☒ **Executive** The decision relates to the direction setting and oversight role of Council.
- ☐ **Quasi-judicial** The decision directly affects a person's rights or interests and requires Councillors at the time of making the decision to adhere to the principles of natural justice.

Officer Interest Declaration

Nil.

Strategic Implications

4. Leadership
- 4.3 Financial Sustainability
- 4.3.2 Undertake active financial management to ensure that the annual budget is achieved and any variances are promptly identified and addressed.

Legal Implications

Section 6.10 (d) of the *Local Government Act 1995* refers, ie.

6.10 Financial management regulations

Regulations may provide for —

- (d) *the general management of, and the authorisation of payments out of —*
 - (i) *the municipal fund; and*
 - (ii) *the trust fund,*
of a local government.

Regulation 13(1), (3) & (4) of the *Local Government (Financial Management) Regulations 1996* refers, ie.

13. Lists of Accounts

- (1) *If the local government has delegated to the CEO the exercise of its power to make payments from the municipal fund or the trust fund, a list of accounts paid by the CEO is to be prepared each month showing for each account paid since the last such list was prepared —*
 - (a) *the payee's name;*
 - (b) *the amount of the payment;*
 - (c) *the date of the payment; and*
 - (d) *sufficient information to identify the transaction.*
- (3) *A list prepared under subregulation (1) is to be —*
 - (a) *presented to the council at the next ordinary meeting of the council after the list is prepared; and*
 - (b) *recorded in the minutes of that meeting.*
- (4) *After the list referred to in subregulation (1) has been prepared for a month the total of all other outstanding accounts is to be calculated and a statement of that amount is to be presented to the council at the meeting referred to in subregulation (3)(a).*

Council Policy/Local Law Implications

Nil.

Budget/Financial Implications

All accounts paid have been duly incurred and authorised for payment as per approved purchasing and payment procedures.

Consultation

Nil.

BACKGROUND

Pursuant to Section 5.42 of the *Local Government Act 1995 (Delegation of some powers and duties to CEO)*, Council has resolved to delegate to the CEO (*Delegation Payment from Municipal and Trust Funds refers*) the exercise of its powers to make payments from the municipal and trust funds.

COMMENT

The List of Accounts paid for the period 1 May to 31 May 2023 is presented as an attachment to this report as well as the credit card statements for May 2023.

ATTACHMENTS

1. Monthly Cheque and Credit Card Report - May 23

RECOMMEND**CS29/7/23**

That Council note the List of Accounts paid as presented in the attachment to this report and summarised as follows:

Municipal Fund

Accounts paid totaling \$11,702,557.04 on cheque numbers 189 to 202, transactions 8213 to 9237 and Payrolls dated 14 May and 28 May 2023.

Credit Card

Accounts Paid totalling \$3,843.07 for the period ended May 2023.

Moved Cr M S Northcott

MOTION CARRIED

(7/0)

****1.2 - STATEMENT OF FINANCIAL ACTIVITY - MAY 2023**

WARD : ALL

FILE No. : M/363/23

DATE : 26 June 2023

REF : MH

RESPONSIBLE : Executive Director
MANAGER Corporate Services

In Brief:

- This report presents the City's Monthly Financial Report for the eleven (11) month period ended 31 May 2023.
- This report recommends accepting the Financial Report for the eleven (11) month period ended 31 May 2023, noting there are reportable actual to budget material variances for the period.

Tabled Items

Nil.

Decision Type

- ☐ **Legislative** The decision relates to general local government legislative functions such as adopting/changing local laws, town planning schemes, rates exemptions, City policies and delegations etc.
- ☒ **Executive** The decision relates to the direction setting and oversight role of Council.
- ☐ **Quasi-judicial** The decision directly affects a person's rights or interests and requires Councillors at the time of making the decision to adhere to the principles of natural justice.

Officer Interest Declaration

Nil.

Strategic Implications

4. Leadership
- 4.3 Financial Sustainability
- 4.3.2 Undertake active financial management to ensure that the annual budget is achieved and any variances are promptly identified and addressed.

Legal Implications

*Local Government Act 1995 – Part 6 – Division 3 – Reporting on Activities and Finance
Local Government (Financial Management) Regulations – Part 4 – Financial Reports.*

Local Government Act 1995 – s.6.11 Reserve accounts

- (1) Subject to subsection (5), where a local government wishes to set aside money for use for a purpose in a future financial year, it is to establish and maintain a reserve account for each such purpose.*
- (2) Subject to subsection (3), before a local government —*
 - (a) changes* the purpose of a reserve account; or*
 - (b) uses* the money in a reserve account for another purpose, it must give one month's local public notice of the proposed change of purpose or proposed use.*

** Absolute majority required.*
- (3) A local government is not required to give local public notice under subsection (2) -*
 - (a) where the change of purpose or of proposed use of money has been disclosed in the annual budget of the local government for that financial year; or*
 - (b) in such other circumstances as are prescribed.*
- (4) A change of purpose of, or use of money in, a reserve account is to be disclosed in the annual financial report for the year in which the change occurs.*
- (5) Regulations may prescribe the circumstances and the manner in which a local government may set aside money for use for a purpose in a future financial year without the requirement to establish and maintain a reserve account*

Council Policy/Local Law Implications

Nil.

Budget/Financial Implications

The Statement of Financial Activity, as presented, refers and explains.

Consultation

Nil.

BACKGROUND

A local government is required to prepare a statement of financial activity reporting on the revenue and expenditure as set out in the annual budget for that month. The details in the statement are those as prescribed and the statement is to be reported to Council.

COMMENT

Presented as an attachment this month, is the eleventh monthly financial statement (presented in nature and type format) prepared from information posted in the OneCouncil system.

For the purposes of reporting other material variances from the Statement of Financial Activity, the following indicators, as resolved by Council, have been applied.

Revenue

- Material variances are identified where, for the period being reported, the actual varies to the budget by an amount of (+) or (-) \$100,000 and in these instances an explanatory comment has been provided.

Expense

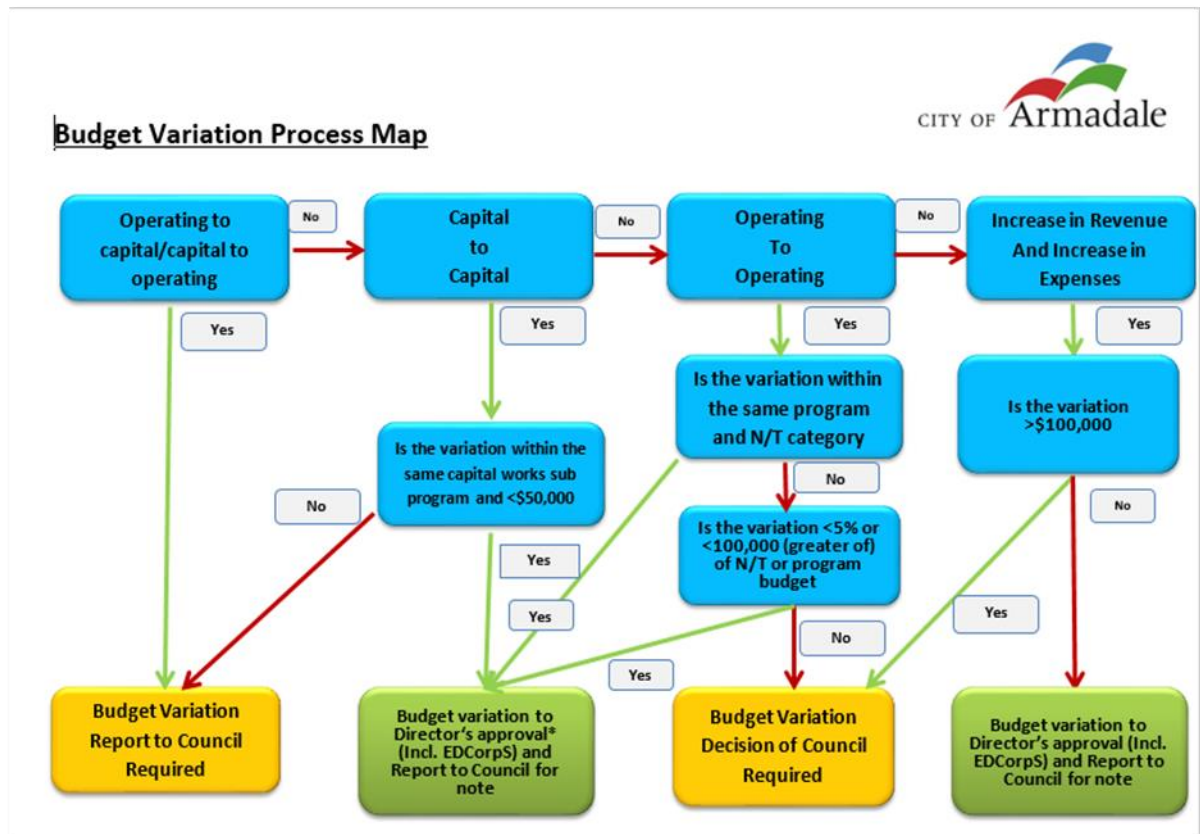
- Material variances are identified where, for the period being reported, the actual varies to the budget by an amount of (+) or (-) \$100,000 and in these instances an explanatory comment has been provided.

For the purposes of explaining each Material Variance, a three part approach has been taken. The parts are:

1. Period Variation
Relates specifically to the value of the Variance between the Budget and Actual figures for the period of the report.
2. Primary Reason
Explains the primary reasons for the period Variance. As the report is aimed at a higher level analysis, minor contributing factors are not reported.
3. Budget Impact
Forecasts the likely dollar impact on the Annual Budget position. It is important to note that figures in this part are 'indicative only' at the time of reporting, for circumstances may subsequently change.

At the 26 June 2023 Ordinary Meeting, Council adopted the Budget Variations Process Map which increased the Capital variation from \$40,000 to \$50,000 and the Operating to Operating from \$80,000 to \$100,000 to align with the adopted material variation threshold. Budget variations are presented to Council for authorisation by 'Absolute Majority' in circumstances where a forecast variation requires a movement from:

- Operating to Capital
- Capital to Capital over \$50,000
- Capital to Operating
- Operating to Operating for amounts greater than 5% or \$100,000 (whichever is greater).



DETAILS

Presented as an attachment is the Monthly Statement of Financial Activity for the eleven (11) month period ended 31 May 2023.

Capital Carry Forward Program Update

Included in the monthly reports is the status of the capital carry forward program as at the end of May 2023 to tie in with the monthly financials report. This is a historical perspective and the Executive Leadership Team regularly review the current status.

The information provided below has been prepared in the format previously reported and is broken up into the different phases as listed.

Project Delivery Phases

The capital projects in the table below have been categorised into the project phases that each project is in.

The phases are:

1. Planning phase – This phase entails establishing the project team and resources, confirming the project business case, and undertaking the project precedent prior to initiating the project. This may include agency approvals, Council approval, business case modelling and concept design, and in some cases land acquisition and utility service provider advice.
2. Design phase - This phase as it suggests includes the detailed design and specifications for the project, the full project costings, and regulatory approvals.
3. Procurement & Contracts phase – This phase establishes the contracts and resources required to construct and deliver the project and confirms the stages of construction.
4. Construction phase – Effectively the project build and test.
5. Project completion phase – This phase involves acceptance and handover/practical completion and any peripheral works to complete the project which do not form part of the main project.

FY21/22 CFWDS with Funding Source – 31 May 2023			Spend % is actual and committed purchase orders against budget		
	Original Project Budget	Cfwd Budget	Spend	Funding Source	Comments
	\$	\$	%		
Planning Phase					
Landfill Gas Capture	315,300	315,300	4%	Reserve	Project to commence in FY24
Railway Avenue	2,990,000	2,990,000	0%	Grant/Muni	Design remains on hold as we await advice to see if there is an opportunity to repeat the City of Gosnells' in principle agreement with PTA to work within the rail reserve. Awaiting meeting with DoT expected late July 23
Eighth Rd	5,657,300	1,500,000	0%	Grant	Design consultant has been appointed. Land acquisitions are in progress. Service relocation progressing with WP which commenced in Q4 FY23, others to follow. ATCO offer received and contract agreement being reviewed including discussions direct with ATCO– in progress.
Hawkestone Rd	58,900	56,674	0%	Muni	Project cancelled as the owner did not agree to land acquisition.
Street Lighting New	25,000	21,743	100%	Muni	Completed
Kelmscott Streetscape	75,000	75,000	0%	Muni	Project identified on hold until resolution of the Streetscape guidelines
Champion Lakes Resource Centre	291,000 (Revised Nov 22)	277,678 (Revised)	19%	Reserve	Development Application for Carport was approved in July 2023. Contractor will now submit Building Application.

FY21/22 CFWDS with Funding Source – 31 May 2023			Spend % is actual and committed purchase orders against budget		
	Original Project Budget	Cfwd Budget	Spend	Funding Source	Comments
	\$	\$	%		
					Architect has been awarded for the re-design of the proposed works. RFT for the works will be completed toward end of August 2023 for issuing to the market.
St Francis Xavier Church	100,000	97,000	11%	Muni	Roof structure and asbestos investigations complete. The Heritage Architect report and recommendations have been received. Fencing and retaining wall designs for the site are being finalised. Provision of services, graffiti removal and fencing are yet to be completed. The City has received the \$600k contribution from WAPOL.
Final Cover and Rehab – Landfill	7,280,000	2,000,000	1%	Reserve	DWER approvals in progress. The project program has been updated and the FY24 Budget recast. Tender documents being prepared for various works inc. leachate ponds and relocation of gas assets.
Stereo Armadale Hall	40,000	40,000	63%	Muni	Completed
Basketball Backboards	90,000	90,000	100%	Muni	Burtonia Park Basketball, Don Simmons Reserve Basketball, Frye Park Basketball, Matthew Stort Reserve Basketball, Rotary Park Basketball and Sheaf Park Basketball completed.
Public Art	100,000	100,000	43%	Muni	Completed with \$43,000 spent, with the balance to be transferred to Reserves as part of the Carry Forward report.
Total Planning Phase	17,022,500	7,563,395			
Detailed Design Phase					
Entry Statement – Forrestdale	33,760 Amended March	33,760	33%	Muni	The incorporation of lighting has led to a delay to the project as time has been taken to ensure the lighting designs are suitable. Equally obtaining relevant planning approvals from state agencies has taken significantly longer than anticipated, with Main Roads approvals still pending. It is anticipated the signs will be ready for installation by late 2023.
Entry Statement – Kelmscott	34,000 Amended March	34,000	0%	Muni	The incorporation of lighting has led to a delay to the project as time has been taken to ensure the lighting designs are suitable. Equally obtaining relevant planning approvals from state agencies has taken significantly longer than anticipated, with Main Roads approvals still pending. It is anticipated the signs will be ready for installation by late 2023.
Municipal Reserves	93,700 Amended March	93,700	0%	Muni	The incorporation of lighting has led to a delay to the project as time has been taken to ensure the lighting designs are suitable. 2 signs will be located in Armadale and 1 in Roleystone. It is anticipated the signs will be ready for installation by late 2023.

FY21/22 CFWDS with Funding Source – 31 May 2023			Spend % is actual and committed purchase orders against budget		
	Original Project Budget	Cfwd Budget	Spend	Funding Source	Comments
	\$	\$	%		
Rothery Park	320,000	317,250	0%	Reserve	In design. Identified as Carry Forward
Gwynne Park Pavilion	185,000	160,860	0%	Muni	Brief to be developed. Design proposed to be completed – second half of FY24.
Alfred Skeet Oval Pavilion	42,000	133,833	13%	Muni	Interim provision of kitchen equipment have been provided to support operation of the club. Target completion Q2 FY24.
Piara Waters Library	9,240,000 (Revised Mar 23)	2,534,600 (Revised)	15%	Reserve	Project commenced in May 2023. The project remains on time and within budget. Expected PC May 2024.
Morgan Park	3,756,500	386,000 (Revised)	99%	Grant	The revised Concept Plan supplied is under review by the Project Control Group and a meeting will be convened with the Lead Design Consultant with the aim of working through the design. The design work in FY24 will inform project scope decision making and project cost implications.
Forrestdale Hub	5,835,000	600,000 (Revised)	85%	DCP/Muni	A Cost Plan estimate has been produced from the current Concept Design which forecasts a significant cost escalation. The design work in FY24 will inform project scope decision-making and project implications, possibly including staging. Noise modelling is also being carried out.
Drop n Shop Parking and Entrance Road	100,000	100,000	0%	Reserve	Planned for FY24.
Detailed Design Total	19,640,300	4,394,003			
Procurement and Contract s Phase					
Gwynne Park	30,000	29,550	100%	Muni	Completed
Neilson Avenue	25,900	25,900	11%	Muni	Currently liaising with Western Power to seek approval on relocation of streetlight pole at the intersection. Redesigned the intersection to save the tree. Expected final design by Qtr 2 FY 24 and construction completion by Qtr 3 FY 24.
Reg Williams Reserve	120,000	117,806	92%	Muni	Completed
Shipwreck Park	170,000	170,000	100%	Muni	Works are progressing with expected PC in August 2023.
Procurement Total	345,900	343,256			
Construction Qtr 1 Completion					
Data Connection - landfill	35,500	16,206	0%	Reserve	Completion date pending external service provider

FY21/22 CFWDS with Funding Source – 31 May 2023			Spend % is actual and committed purchase orders against budget		
	Original Project Budget	Cfwd Budget	Spend	Funding Source	Comments
	\$	\$	%		
Lina Hart Reserve	45,000	45,000	99%	Muni	Completed
Rosette Park	58,100	58,100	92%	Muni	Completed
Champion Centre solar	100,000	42,702	0%	Muni	Completed
Construction Qtr 1 Completion Total	238,600	162,008			
Construction Qtr 2 Completion					
CCTV – Landfill	33,400	30,500	0%	Reserve	Upgrade CCTV when the new weighbridge has been installed.
Corondale Reserve	674,800	528,513	100%	POS/T	Completed
Gwynne Park	96,500	81,527	80%	Muni	Completed
Ticklie Park	760,300	87,648	13%	POS/T	Completed
Trailer Transfer Area	100,000	52,056	100%	Reserve	Completed
Weighbridge Replacement	380,000	351,146	100%	Reserve	Installed Q4 FY23 – fit out and software to be installed Q1 FY24.
San Jacinta Reserve	35,000	31,800	39%	Muni	Completed
Bedfordale Pavilion	683,000	429,694	100%	Muni	Project Completed
Robot Park	90,000	89,396	75%	Muni	Completed
Construction Qtr 2 Completion Total	2,853,000	1,682,280			
Construction Qtr 4 Completion					
RK Bush Fire Brigade	5,390,900 (Revised)	4,329,247 (Revised)	98%	Grant and Reserve	In progress with expected PC in Q2 FY24. Refer Item CEO/11/22
Completion Phase – Qtr 1					
Armadale Road	179,300	116,416	3%	Grant/Muni	Completed. Acquittal in progress
John Dunn Pavilion	3,843,000 (Revised Apr 23)	1,112,342 (Revised)	100%	Muni and Reserve	Works progressing including additional maintenance works following community engagement. Entrance rectification works and waterproof membrane/ decking tiling works to be completed. Lower ground building was made available to clubs in May 2023. Working through a process to open up the whole building.
Palomino Reserve	84,000	65,072	100%	Muni	Construction Phase & 95% work complete. Expecting variations from Western Power. Waiting consultant inspection.
Rotary Park	24,000	7,582	31%	Muni	Completed
Rushton Park	11,900	10,613	100%	Muni	Completed
Trailer Transfer Area	49,400	38,094	82%	Reserve	Works in progress – nearing completion
Westfield Heron Reserve	1,500,100	322,470	80%	Grant	Completed

FY21/22 CFWDS with Funding Source – 31 May 2023			Spend % is actual and committed purchase orders against budget		
	Original Project Budget	Cfwd Budget	Spend	Funding Source	Comments
	\$	\$	%		
Warton Rd	904,300	173,300	100%	Muni	Completed
Alderson Park	75,000	51,724	100%	Muni	Completed
Chiltern Estate	100,000	6,862	48%	Muni	Completed
Bronzewing Reserve	75,000	31,492	18%	Muni	Completed
Creyk Park	20,000	16,078	37%	Muni	Project in consolidation
AFAC Solar	722,300	74,471	78%	Grant	Works in progress
Leachate Drainage	50,000	14,124	69%	Reserve	Project start date deferred – to be carried forward.
Site Fencing Landfill	50,000	37,784	59%	Reserve	Project start date deferred – to be carried forward.
Security Landfill	50,000	31,183	58%	Reserve	Project start date deferred – to be carried forward.
Optic Fibre to Depot	210,000	163,020	0%	Muni	Under review
Completion Phase – Qtr 1 Total	7,948,300	2,272,627			
Completion Phase – Qtr 4					
Skeet Rd Planting	345,100	7,529	100%	DCP	Completed
Skeet Rd Consolidated	307,600	41,796	76%	Reserve	Completed
Completion Phase – Qtr 4 Total	652,700	49,325			
Supplier Delay					
Heavy Plant Items	2,864,000	2,864,000	100%	Reserve	All items ordered
Light Fleet Items	1,125,158	1,125,158	93%	Reserve	Most items ordered
Supplier Delay Total	3,989,158	3,989,158			
CFWD PROJECT TOTAL (Revised)		24,785,299			Original carry forward \$18.84M

Rates Debtors

The rates debt data for \$250 and over (excluding pensioners) as produced by the system is provided below. The table provides a summary of the non pensioner ratepayers that at the end of the month have no direct debit or special payment arrangement in place. Focus on the collection of or confirming payment arrangements for these ratepayers is continuing.

May-23		Non Pensioner							
		One Year		Two Years		Three + Years		TOTAL	
		#	\$	#	\$	#	\$	#	\$
ALL	Year One	291	372,855	156	329,131	151	322,359	598	1,024,345
ALL	Year Two				204,477		305,308		509,785
ALL	Year Three						472,579		472,579
TOTAL		291	372,855	156	533,608	151	1,100,246	598	2,006,709

Change from last month -23 -\$29,090 -4 -\$11,421 -5 -\$31,798 -32 -\$72,309

YTD Change -686 -\$884,106 -86 -\$273,589 -64 -\$347,724 -836 -\$1,505,419

Sundry Debtors

The total of Sundry Debtors 60 days and over has now been reduced to \$1.1m of which \$650k has been referred to Fines Enforcement Registry. \$150k is in the 60 to 90 day category and \$300k remains uncollected in the 120 day plus category. These debts are in the process of being reviewed for collectability.

Reserve Transfers

Workers Compensation

The City takes advantage of 'performance based' workers compensation premiums through its insurer LGIS WorkCare. A discount is offered of 0.29% on the normal premium, which is 1.45%, if the City has a 'low claims' year. This discount is transferred to the Workers Compensation reserve for future years where the payments required may be higher than normal.

For the FY23 year, the proposed transfer of **\$120,000** is calculated by the normal premium of \$610,000 (1.45%) less the actual premium paid of \$490,000 (1.16%). Accordingly a budget amendment to transfer the balance to the reserve is required.

The City has had a low claims year and this may be attributed to an improved safety culture and worker rehabilitation process.

ICT Reserve

The ICT costs for the FY23 year have finished \$1.38M under budget due to a number of projects that started later in the year and are still in progress.

ICT Costs – Budget versus Actuals FY23

Corporate Services Directorate		Actual 2023 (\$)	Current Budget 2023 (\$)
Information & Communications Technology			
Revenue			
Revenue Other		(2,885)	(12,000)
Revenue Total		(2,885)	(12,000)
Expenses			
Employment		1,448,261	1,897,500
Office		210,796	217,000
Professional Services		193,160	551,600
Other Expense			
Business Systems		1,519,682	2,180,000
ICT Infrastructure & Support		1,192,971	963,500
Information & Communications Technology		187,562	350,300
Other Expense Total		2,900,215	3,493,800
Vehicles		3,442	11,600
Interest Expense		46,375	57,600
Expenses Total		4,802,249	6,229,100
Non- Cash			
Depreciation Expense		689,981	785,100
Non- Cash Total		689,981	785,100
Information & Communications Technology Total		5,489,345	7,002,200

As noted in the draft FY24 Corporate Services budget, a transfer from the ICT reserve is proposed for the *CM9* (Document Management System); *Authority* (Property, Compliance and Revenue system) and *Microsoft Office Suite* upgrade, projects which are all presently in progress. To facilitate this, a transfer to the ICT reserve is required in FY23, from the balance funds available in the ICT budget. Further, the transfer of funds will also be utilised to fund system changes for moving into the State Industrial Relations system and the September 2023 *OneCouncil* upgrade.

OneCouncil Implementation

The revenue transactions are now automated and reconciliations are able to be performed on a timely basis going forward. This monthly statement is still based on the initial chart of account based on South Perth's configuration as will be the next one. The July statements in FY24 will be the first to be operational and fully automated under the new chart of accounts, which has been implemented at the end of June.

ATTACHMENTS

1. 1 Small Balance Rates Interest Written Off - May 2023
2. 2 Statement of Financial Activity - May 2023

Committee Discussion

Committee sought clarification of the completion status for the following projects in the FY21/22 CFWDS table:

1. *Public Art*
2. *Entry Statement Forrestdale*
3. *Entry Statement Kelmscott*
4. *Municipal Reserves*
5. *AFAC Solar; and*
6. *Ticklie Park*

Advice was provided on items 1 to 4, and items 5 and 6 were taken on notice. The table will be updated (for the Council Agenda) prior to the Council meeting on 24 July 2023.

RECOMMEND

CS30/7/23

That Council:

- i. Pursuant to Regulation 34 of the Local Government (Financial Management) Regulations 1996 (Financial Activity Statement Report) accept the Statement of Financial Activity for the eleven (11) month period ended 31 May 2023; and:**
 - a. Note that there are reportable actual to budget material variances for the period**
 - b. Note the \$161.24 small rates debts written off under Primary Delegation 1.0 and Secondary Delegation CORPS 1.1.**
- ii. Approve an amendment to the 2022/23 Annual Budget to transfer the following funds to reserves:**
 - a. \$120,000 to the Workers Compensation reserve; and**
 - b. \$1,380,000 to the ICT Reserve.**

ABSOLUTE MAJORITY RESOLUTION REQUIRED

Moved Cr S Mosey

MOTION CARRIED**(7/0)**

2.1 - 2023 WALGA LOCAL GOVERNMENT CONVENTION AND REGISTRATION OF VOTING DELEGATES FOR THE ANNUAL GENERAL MEETING - 18-19 SEPTEMBER 2023

WARD : ALL
FILE No. : M/348/23
DATE : 19 June 2023
REF : SD
RESPONSIBLE MANAGER : Chief Executive Officer

In Brief:

- The 2023 WA Local Government Convention will be held this year on Monday 18 and Tuesday 19 September at Crown Perth.
- The Convention brings together Elected Members and Local Government staff from across WA.
- As part of the Convention, the 2023 WALGA Annual General Meeting will be held on Monday 18 September 2023.
- Member Councils are entitled to be represented by (2) voting delegates, either elected members or serving officers.
- The City is usually represented by the Mayor and Zone delegates at the Convention.

Tabled Items

Nil.

Decision Type

- ☐ **Legislative** The decision relates to general local government legislative functions such as adopting/changing local laws, town planning schemes, rates exemptions, City policies and delegations etc.
- ☒ **Executive** The decision relates to the direction setting and oversight role of Council.
- ☐ **Quasi-judicial** The decision directly affects a person's rights or interests and requires Councillors at the time of making the decision to adhere to the principles of natural justice.

Officer Interest Declaration

Nil.

Strategic Implications

4.1 Strategic Leadership and effective management

Legal Implications

Nil.

Council Policy/Local Law Implications

Elected Member Professional Development.

Budget/Financial Implications

Registrations for the Local Government Convention will be accommodated from the Members Development Account.

Consultation

Nil.

COMMENT

WALGA Local Government Convention

WALGA's annual Local Government Convention brings together hundreds of Elected Members and Local Government staff from across Western Australia to discuss and examine important issues and trends facing the sector.

Themed Local Futures, this year's Convention will explore how Local Governments can enact and drive change for the benefit of their communities and the diversity of solutions that can emerge when you start local.

The program includes inspiring keynote speakers and plenary sessions delving into topical issues (refer program attached). The Convention will be held on 18 and 19 September 2023.

Councillors Butterfield, Northcott, Kamdar, Mosey, Silver, Peter, Virk, and Smith have registered their interest to attend either the full Convention or parts of it.

Crs Butterfield and Northcott are the delegates on the South East Metro Zone and is also a State Councillor and Deputy State Councillor respectively. As a State Councillor, Cr Butterfield has been offered complimentary registration for the Convention.

Due to the impending Council elections later in 2023, a decision of Council is required due to the following clause in the Elected Member Development Policy which states that:

“(c) Where an Elected Member at the date of the conference, seminar or training course has an electoral term of less than six (6) months to complete, such member shall be ineligible to attend unless it is specifically authorised by Council.”

The electoral terms for Crs Northcott, Silver and Peter expires in October 2023. However, it is recommended that Council authorise their attendance at this significant WALGA event.

WALGA Annual General Meeting

The 2023 Annual General Meeting for the WA Local Government Association will be held as part of the Local Government Convention on Monday 18 September 2023 from 2pm to 5pm at Crown Perth.

Pursuant to the WALGA Constitution, all Member Councils are entitled to be represented by two (2) voting delegates. Voting delegates may be either elected members or serving officers.

Council is usually represented by its two South East Zone delegates (Crs Butterfield and Northcott). As indicated above, both Crs Butterfield and Northcott have indicated their interest in being registered for the Convention.

In the event either Crs Butterfield or Northcott are unable to attend on the day it will be prudent to register deputy voting delegates. The two deputy South East Zone delegates are Crs Keogh and Hancock and neither of them will be attending.

Crs Mosey, Peter, Kamdar, Silver, Virk, and Smith have requested to be registered for the Convention and will be attending the AGM.

It is recommended that any two of the above Councillors be registered as deputy voting delegates.

ATTACHMENTS

1. [2023 WA Local Government Convention - September 2023 - Program](#)

RECOMMEND

CS31/7/23

That Council:

1. **authorise the registration of those Councillors with an electoral terms of less than 6 months to be registered for the 2023 WALGA Convention;**
2. **register Cr Butterfield and Cr Northcott as its voting delegates for the 2023 WALGA Annual General Meeting to be held on Monday 18 September 2023.**
3. **register Cr Silver and Cr Mosey as its deputy voting delegates in the event that either Cr Butterfield or Cr Northcott are unable to attend the WALGA AGM on this day.**

**Moved Cr S Peter
MOTION CARRIED**

(7/0)

COUNCILLORS' ITEMS

1. Confidential Award Nomination (Cr Shanavas Peter)

Moved Cr Peter that the meeting be closed to members of the public as the matter to be discussed relates to the personal affairs of a person.

Motion Carried (7/0)

Meeting declared closed at 7.14pm. Two staff members left the meeting.

Cr Peter raised the matter of a confidential award nomination and in terms of Council's guidelines for such nominations, upon approval of the motion by Council, the supporting documentation will be forwarded to the CEO for circulation to all Councillor for their views.

RECOMMEND

CS32/7/23

That Council endorse the matter to be progressed for research.

Moved Cr S Peter

MOTION CARRIED

(7/0)

Moved Cr Peter that the meeting be opened at 7.17pm

Motion Carried (7/0)

CHIEF EXECUTIVE OFFICER'S REPORT

Nil.

EXECUTIVE DIRECTOR'S REPORT

Nil.

MEETING DECLARED CLOSED AT 7.17PM

CORPORATE SERVICES COMMITTEE		
SUMMARY OF ATTACHMENTS		
18 JULY 2023		
ATT NO.	SUBJECT	PAGE
1.1 LIST OF ACCOUNTS PAID - MAY 2023		
1.1.1	Monthly Cheque and Credit Card Report - May 23	24
1.2 STATEMENT OF FINANCIAL ACTIVITY - MAY 2023		
1.2.1	Small Balance Rates Interest Written Off - May 2023	50
1.2.2	Statement of Financial Activity - May 2023	52
2.1 2023 WALGA LOCAL GOVERNMENT CONVENTION AND REGISTRATION OF VOTING DELEGATES FOR THE ANNUAL GENERAL MEETING - 18-19 SEPTEMBER 2023		
2.1.1	2023 WA Local Government Convention - September 2023 - Program	69

Accounts Paid and Submitted to Corporate Services Committee on 18 July 2023

Payments made between 01-May-2023 and 31-May-2023

<i>Trans #</i>	<i>Date</i>	<i>Payee</i>	<i>Description</i>	<i>Amount</i>
000189	2/05/2023	City of Armadale	Petty Cash Recoup - CEO Office	135.85
000190	2/05/2023	City of Armadale	Elders Participation in RAP	4,200.00
000191	2/05/2023	City of Armadale-Depot	Petty Cash Recoup - Depot	309.25
008213	3/05/2023	Armadale Lock & Key Service	Key Cutting & Lock Replacements	1,288.00
008214	3/05/2023	Armadale Mower World	Parts - P434	216.75
008215	3/05/2023	AIBS (WA Chapter)	Staff Training	780.00
008216	3/05/2023	Australian Institute of Management (AIM)	Staff Training	2,517.00
008217	3/05/2023	DORMA Australia Pty Ltd	Auto Door Repairs	715.00
008218	3/05/2023	Beaver Tree Services Aust Pty Ltd	Tree Pruning & Removal - Various Locations	22,904.09
008219	3/05/2023	BOC Gases Australia Limited	Dry Ice Pellets Bulk	24.38
008220	3/05/2023	Landgate	Copy of Survey/ Certificate of Title	56.40
008221	3/05/2023	Heatley Sales Pty Ltd	Safety Gloves Bulk	184.62
008222	3/05/2023	JLR Pumps	Irrigation Bore - Corondale Reserve	4,163.50
008223	3/05/2023	P & G Body Builders Pty Ltd	Mulcher Axel/Ram Repairs	11,616.00
008224	3/05/2023	Soundpack Solutions	Library Resources	407.00
008225	3/05/2023	Railway Avenue Vet Hospital	Vet Services	516.15
008226	3/05/2023	Sportsworld of WA	AFAC Swim Equipment	105.60
008227	3/05/2023	Telstra	Telephone Charges Mobile	6,286.01
008228	3/05/2023	WALGA	Staff Training	630.00
008229	3/05/2023	Westbooks	Library Resources	2,729.30
008230	3/05/2023	Synergy Energy	Electricity Charges	812.34
008231	3/05/2023	Work Clobber	Safety Boots	188.10
008232	3/05/2023	WA Reticulation Supplies	Reticulation Parts	45.20
008233	3/05/2023	Bunnings Building Supplies Pty Ltd	Hardware Consumables	45.15
008234	3/05/2023	Kleenheat Gas Pty Ltd	Gas Bottle Rental	315.21
008235	3/05/2023	Technology One Ltd	Consultancy Services	1,390.55
008236	3/05/2023	StrataGreen	Gardening Products	3,384.68
008237	3/05/2023	Serpentine Spring Water	Refreshments	90.00
008238	3/05/2023	JB HIFI Group Pty Ltd (Armadale)	IT Equipment	169.00
008239	3/05/2023	RSEA Pty Ltd	Protective Uniforms	214.01
008240	3/05/2023	GCM Enviro Pty Ltd	Workshop Consumables	105.69
008241	3/05/2023	BSA Advanced Property Solutions (WA)	Quarterly Maintenance	5,461.50
008242	3/05/2023	Valvoline (Australia)	Workshop Consumables	3,871.88
008243	3/05/2023	Elliotts Filtration	Service Iron Filter - Various Reserves	848.10
008244	3/05/2023	Drainflow Services Pty Ltd	Sweeping	2,695.00
008245	3/05/2023	Affordable Living Homes	Security Bond Refund	400.00
008246	3/05/2023	Safeman WA Pty Ltd	Safety Equipment	702.57
008247	3/05/2023	Alan Beatties Bulk Meat Supply	Champion Centre Purchases	257.90
008248	3/05/2023	Tyrecycle Pty Ltd	Tyre Collection Landfill	1,684.82
008249	3/05/2023	N Cranfield	Expenses Reimbursement	42.90
008250	3/05/2023	Sonic HealthPlus	Preplacement Medicals	1,859.00
008251	3/05/2023	Bowden Tree Consultancy	Consultancy Services	924.00
008252	3/05/2023	Musical Experiences For Children	Workshop Fee	300.00

Accounts Paid and Submitted to Corporate Services Committee on 18 July 2023

Payments made between 01-May-2023 and 31-May-2023

Trans #	Date	Payee	Description	Amount
008253	3/05/2023	Mother Earth Gardening & Landscaping	Landscape Maintenance	1,760.00
008254	3/05/2023	Nindethana Seed Service	Seeds Purchase	913.00
008255	3/05/2023	Woodies Charcoal Chicken	Civil Works Tool Box Catering	168.20
008256	3/05/2023	Alsco Pty Ltd	Monthly Sanitary Services	4,030.57
008257	3/05/2023	STW Industries Pty Ltd	Parts - Various Plant	3,300.00
008258	3/05/2023	Datacom Systems (AU) Pty Ltd - WA Division	Licences - Microsoft 365	1,779.36
008259	3/05/2023	Prestige Property Maintenance Pty Ltd	Mowing Services - CBD	12,657.59
008260	3/05/2023	Workzone Pty Ltd	Gutter/Roof Cleaning - AFAC	3,828.00
008261	3/05/2023	Downings Electrical Service	Electrical Services - Various Locations	7,555.61
008262	3/05/2023	K P Yeoh	Expenses Reimbursement	529.41
008263	3/05/2023	The Organising School	Library Event Fee	400.00
008264	3/05/2023	Paramount Electrical Services	Light Replacements	601.04
008265	3/05/2023	Seisma Pty Ltd	Hire of Temporary Staff	43,204.57
008266	3/05/2023	All West Electrical Contractors	Electrical Services - Landfill Site	819.50
008267	3/05/2023	Hi Tech Security WA Pty Ltd	CCTV Services - Various Locations	5,040.20
008268	3/05/2023	Programmed Skilled Workforce	Hire of Temporary Staff	1,050.43
008269	3/05/2023	Security Management Australasia Pty Ltd	AFAC and CBD CCTV Service and Repairs	1,447.60
008270	3/05/2023	BJ Ball	Stationery	341.34
008271	3/05/2023	Supercivil Pty Ltd	Supply & Lay Asphalt	12,026.65
008272	3/05/2023	Graffiti Systems Australia	Remove Graffiti - Various Locations	2,812.97
008273	3/05/2023	R M Walker	Expenses Reimbursement	281.80
008274	3/05/2023	Bug Busters Pty Ltd	Termite Treatments	1,400.00
008275	3/05/2023	C.R. Kennedy & Company Pty Ltd	Subscription Renewal	3,003.00
008276	3/05/2023	LD&D Australia Pty Limited	Refreshments	272.28
008277	3/05/2023	Hudson Global Resources (Aust) Pty Limited	Hire of Temporary Staff	5,205.09
008278	3/05/2023	Technogym Australia Pty Ltd	Skillbike Pro App Fee	1,984.08
008279	3/05/2023	PelicanCorp (AU) Pty Ltd	Subscription Renewal	17,032.40
008280	3/05/2023	Phase3 Landscape Construction Pty Ltd	Progress Billing Claim no 11	7,193.79
008281	3/05/2023	Town of Victoria Park	Long Service Leave Transfer - Staff	179.73
008282	3/05/2023	A Floral Moment	Flowers - Sympathy	80.00
008283	3/05/2023	Selectro Services	Pool Plant Electrical Work	488.40
008284	3/05/2023	Valspar Paint (Australia) Pty Ltd	Paint Supplies	201.80
008285	3/05/2023	Katherine John Entertainment (KJE)	Music in the Mall 23	12,375.00
008286	3/05/2023	A Class Fabrication	Maintenance on TANA - Landfill	2,475.00
008287	3/05/2023	Aussie Broadband Pty Ltd	NBN Service	779.00
008288	3/05/2023	Prestige Catering	Catering	693.00
008289	3/05/2023	Southern Bins	Hire of Skip Bins	1,500.00
008290	3/05/2023	Cart 21 Cafe and Lunch Bar	Catering	968.00
008291	3/05/2023	R S Moore	Expenses Reimbursement	54.00
008292	3/05/2023	MDM Entertainment Pty Ltd	Library Resources	1,650.62
008293	3/05/2023	Menchetti Consolidated Pty Ltd	Return of Defects Liability 12 months	53,394.83
008294	3/05/2023	JAE Contractors	Fire Hazard Reductions	5,390.00
008295	3/05/2023	N S Craigs	Presentation Fee	2,000.00
3/07/2023				Page 2 of 25

Accounts Paid and Submitted to Corporate Services Committee on 18 July 2023

Payments made between 01-May-2023 and 31-May-2023

<i>Trans #</i>	<i>Date</i>	<i>Payee</i>	<i>Description</i>	<i>Amount</i>
008296	3/05/2023	Manda's Mini Indulges	Catering	299.80
008297	3/05/2023	Marty Daley Graphic Design	Graphic Design Work - AFAC	3,300.00
008298	3/05/2023	Galaxy 42 Pty Ltd	Consultancy Services	1,815.00
008299	3/05/2023	Norda Architects Pty Ltd	Architectural Services	6,690.20
008300	3/05/2023	GFG Temp Assist	Hire of Temporary Staff	16,020.21
008301	3/05/2023	Sandy Taylor Digital Marketing	Wordpress Web Development	132.00
008302	3/05/2023	Miracle Recreation Equipment	Rubber Repairs - Playgrounds	825.00
008303	3/05/2023	ATI-Mirage Training and Business Solutions	Staff Training	4,076.55
008304	3/05/2023	RMIT Online Pty Ltd	Staff Training	1,600.00
008305	3/05/2023	Perth Paints Pty Ltd	Gwynne Park Artwork	8,307.26
008306	3/05/2023	Finite Group APAC Pty Ltd	Hire of Temporary Staff	5,281.65
008307	3/05/2023	Ozwire Electrical Pty Ltd	Electrical Services - Weighbridge	17,820.00
008308	3/05/2023	Homebuyers Centre	Security Bond Refund	2,000.00
008309	3/05/2023	David Stellenberg	Crossover Subsidy	400.00
008310	3/05/2023	Orlando Tasani / Jacob Thies	Crossover Subsidy	400.00
008311	3/05/2023	Nicole Sevier	Crossover Subsidy	400.00
008312	3/05/2023	Madison Gurney	Crossover Subsidy	400.00
008313	3/05/2023	Karen Louise Benstead	Sporting Recreation and Development Donation	350.00
008314	3/05/2023	Carly Shott	Sporting Recreation and Development Donation	250.00
008315	3/05/2023	Andrea Gauci	Cloth Nappy Rebate	100.00
008316	3/05/2023	Abbey Schokker	Sporting Recreation and Development Donation	350.00
008317	3/05/2023	Khonzile Dube	Key Bond Refund	500.00
008318	3/05/2023	Paul Wakelam	Refund AFAC Membership	86.00
008319	3/05/2023	Balwinder Singh	Refund AFAC Swim School	62.00
008320	3/05/2023	L J Samuels	Rates Refund Credit Balance	110.55
008321	3/05/2023	King Pin Investments Pty Ltd	Rates Refund Credit Balance	180.20
008322	3/05/2023	Stephen Loader	Rates Refund Credit Balance	302.74
008323	3/05/2023	Daniel Dodunski	Rates Refund Credit Balance	323.28
008324	3/05/2023	R L Nelson	Rates Refund Credit Balance	304.96
008325	3/05/2023	Nu-Age Settlements Sett Agents Trust Ac	Rates Refund Credit Balance	1,011.95
008326	3/05/2023	Sarich Properties Pty Ltd	Refund - Duplicate Payment	11,361.30
008327	3/05/2023	Rachel Dillon	Expenses Reimbursement	22.00
008328	5/05/2023	Alinta Gas	Gas Charges	838.55
008329	5/05/2023	Allflow Industrial	Oil Separator - Workshop	340.95
008330	5/05/2023	Beaver Tree Services Aust Pty Ltd	Tree Pruning & Removal - Various Locations	54,170.33
008331	5/05/2023	Bolinda Publishing Pty Ltd	Library Resources	275.85
008332	5/05/2023	City of Armadale-Social Club	Social Club (employee) Payroll Deductions	318.00
008333	5/05/2023	Landgate	Valuations and Title Searches	496.98
008334	5/05/2023	Downer EDI Works Limited	Emulsion - Civil Works	229.85
008335	5/05/2023	Rabor Smash Repairs	AK16582 - Insurance Excess	500.00
008336	5/05/2023	Raeco	Mobile Display Unit - Library	1,868.90
008337	5/05/2023	Shenton Enterprises Pty Ltd	Pool Cleaner Repairs	1,039.50
008338	5/05/2023	Synergy Energy	Electricity Charges	3,271.60
3/07/2023				Page 3 of 25

Accounts Paid and Submitted to Corporate Services Committee on 18 July 2023

Payments made between 01-May-2023 and 31-May-2023

<i>Trans #</i>	<i>Date</i>	<i>Payee</i>	<i>Description</i>	<i>Amount</i>
008339	5/05/2023	Wurth Australia Pty Ltd	Workshop Consumables	1,283.59
008340	5/05/2023	Office Line	Heavy Duty Chair	565.40
008341	5/05/2023	Technology One Ltd	Consultancy Services	17,562.36
008342	5/05/2023	Basketball Ringleader	Replacement Equipment	10,318.00
008343	5/05/2023	Sports Turf Technology Pty Ltd	Soil and Leaf Testing	7,524.00
008344	5/05/2023	Michael Page International	Hire of Temporary Staff	1,733.45
008345	5/05/2023	BGC Residential Pty Ltd	Refund Security Deposit	1,200.00
008346	5/05/2023	Drainflow Services Pty Ltd	Sweeping	877.25
008347	5/05/2023	City of Armadale	BSL Fee Transferred	61.65
008348	5/05/2023	Natural Area Management & Services	Wetland Revegetation	5,940.00
008349	5/05/2023	Apple Pty Ltd	Computer Equipment	800.80
008350	5/05/2023	Shop for Shops Pty Ltd	Brochure Holder	167.00
008351	5/05/2023	Complete Office Supplies	Stationery	188.25
008352	5/05/2023	Brilliance Cleaning Services	Cleaning - Flooding Restoration	5,460.00
008353	5/05/2023	Dowsing Concrete	Concrete Works	6,997.81
008354	5/05/2023	Quick Super	Superannuation Payments Payroll	231,169.25
008355	5/05/2023	STW Industries Pty Ltd	Tyres Various	563.20
008356	5/05/2023	Prestige Property Maintenance Pty Ltd	Mowing Services - Various Locations	3,465.00
008357	5/05/2023	Black Rubber Pty Ltd	Tyres - P225	1,265.00
008358	5/05/2023	Kennards Hire Pty Ltd	Hire Lighting Towers	360.00
008359	5/05/2023	Paramount Electrical Services	Repairs - Electrical Services	138.10
008360	5/05/2023	Labourforce Impex Personnel Pty Ltd	Hire of Temporary Staff	3,283.95
008361	5/05/2023	JB Hi-Fi-Commercial	IT Equipment	613.65
008362	5/05/2023	Domeshelter Australia Pty Ltd	Equipment Hire - Landfill - Domes	4,141.50
008363	5/05/2023	On Tap Plumbing & Gas Pty Ltd	Plumbing Repairs	213.40
008364	5/05/2023	Quicklee Express Transport & Distribution	Courier Services - April 23	515.90
008365	5/05/2023	Oracle CMS	Call Service Fees - April 23	1,636.95
008366	5/05/2023	Contra-Flow Pty Ltd	Hire of Equipment	6,561.24
008367	5/05/2023	West Tip Waste Control Pty Ltd	Plant and Staff Hire	9,512.80
008368	5/05/2023	District Refrigeration & Airconditioning Pty Ltd	Waste Removal	896.50
008369	5/05/2023	Prestige Catering	Catering	738.00
008370	5/05/2023	Rapid Hygiene Pty Ltd	Sanitary Services Various Sites	5,717.25
008371	5/05/2023	First Homebuilders Pty Ltd	Refund Security Deposit	800.00
008372	5/05/2023	MDM Entertainment Pty Ltd	Library Resources	403.70
008373	5/05/2023	Ailtire Pty Ltd T/A Ailtire Architects	Architectural Services	43,525.91
008374	5/05/2023	Retail Display Direct Pty Ltd	Brochure Holder	202.41
008375	5/05/2023	Bridgestone Australia Ltd	Parts - FP2048	2,690.16
008376	5/05/2023	My Homes WA Pty Ltd	Refund Security Deposit	400.00
008377	5/05/2023	UGC Holdings Pty Ltd	Weed Control and Spraying - Various Locations	51,603.78
008378	5/05/2023	ChoiceOne Pty Ltd	Hire of Temporary Staff	1,731.51
008379	5/05/2023	Celebration Homes	Refund Security Deposit	1,600.00
008380	5/05/2023	David J Willis Building Pty Ltd	Refund Security Deposit	400.00
008381	5/05/2023	South Regional TAFE	Staff Training	750.00
3/07/2023				Page 4 of 25

Accounts Paid and Submitted to Corporate Services Committee on 18 July 2023

Payments made between 01-May-2023 and 31-May-2023

<i>Trans #</i>	<i>Date</i>	<i>Payee</i>	<i>Description</i>	<i>Amount</i>
008382	5/05/2023	CMO Trading Pty Ltd t/a Acromat	Sporting Equipment	1,642.37
008383	5/05/2023	Simply Perthfect	Event - Perth Hills Alliance	1,636.00
008384	5/05/2023	Hidrive Group Pty Ltd	Parts - Various Plant	76.27
008385	5/05/2023	Homebuyers Centre	Refund Security Deposit	400.00
008386	5/05/2023	Karlap Wheels In Motion Indigenous Corp	Wheels in Motion Fee	800.00
008387	5/05/2023	Sandra Worthington	Expenses Reimbursement	349.00
008388	5/05/2023	N A Drewett	Refund Rates Credit Balance	174.57
008389	5/05/2023	Emily Addink	Refund Rates Credit Balance	134.96
008390	5/05/2023	Argyro Rautenbach	Refund Rates Credit Balance	229.54
008391	5/05/2023	Grace L Digney	Refund Rates Credit Balance	340.70
008392	5/05/2023	Wolfe Homes Pty Ltd	Refund Rates Credit Balance	6,822.00
008393	5/05/2023	John Walizada	Security Bond Refund	400.00
008394	5/05/2023	Shannan Foxon-Warner	Security Bond Refund	400.00
008395	5/05/2023	Houra Alflooji	Security Bond Refund	400.00
008396	5/05/2023	Victoria University	Staff Training	3,650.00
008397	5/05/2023	Julia Krasnova	Sporting Recreation and Development Donation	250.00
000192	9/05/2023	City of Rockingham	Long Service Leave Transfer - Staff	4,151.16
000193	9/05/2023	City of Armadale	Conference Attendance	800.00
000194	9/05/2023	City of Armadale	Gift Cards - Boys Group Performance	375.00
000195	9/05/2023	City of Armadale-History House	Petty Cash Recoup	84.40
008398	10/05/2023	Alinta Gas	Gas Charges	7,209.90
008399	10/05/2023	Armadale Newsagency	Supply Magazines and Newspapers	614.18
008400	10/05/2023	Australian Services Union	Australian Services Union Payroll Deductions	448.20
008401	10/05/2023	DORMA Australia Pty Ltd	Installation Gate Motor	3,283.60
008402	10/05/2023	Construction Training Fund	CTF Levy Collected - April 2023	33,597.59
008403	10/05/2023	Beaver Tree Services Aust Pty Ltd	Hedge Clearing	2,798.47
008404	10/05/2023	Child Support Agency	Child Support Payroll Deductions	2,274.88
008405	10/05/2023	WINC Australia Pty Ltd	Stationery	48.20
008406	10/05/2023	Dept Of Mines, Industry Regulation And Safety	Building Services Levy Collected - Apr23	47,482.53
008407	10/05/2023	Hays Personnel Services (Aust) Pty Ltd	Hire of Temporary Staff	306.77
008408	10/05/2023	LGRCEU	LGRCEU Payroll Deductions	283.12
008409	10/05/2023	Smoke And Mirrors Audio Visual	Sound Equipment AGM of Elected Members	1,241.38
008410	10/05/2023	WA Bluemetal/WA Premix	Stock - Depot	7,058.07
008411	10/05/2023	Water Corporation	Water Service Charges	108.48
008412	10/05/2023	Synergy Energy	Electricity Charges	36,492.68
008413	10/05/2023	WA Reticulation Supplies	Hose Supplies	76.40
008414	10/05/2023	Parks & Leisure Australia	Membership Renewal PLA WA	2,750.00
008415	10/05/2023	Office Line	Office Furniture	987.80
008416	10/05/2023	Bunnings Building Supplies Pty Ltd	Hardware Consumables	88.84
008417	10/05/2023	E & MJ Rosher Pty Ltd	Mower Deck Replacements	14,250.00
008418	10/05/2023	Australian Consumers Association	Library Resources - Subscription	700.00
008419	10/05/2023	Panorama Arts-Armadale	Merchandise - Visitor Centre	75.00
008420	10/05/2023	Armadale Society of Artists (Inc)	Extensions Exhibition	2,000.00
3/07/2023				Page 5 of 25

Accounts Paid and Submitted to Corporate Services Committee on 18 July 2023

Payments made between 01-May-2023 and 31-May-2023

<i>Trans #</i>	<i>Date</i>	<i>Payee</i>	<i>Description</i>	<i>Amount</i>
008421	10/05/2023	Armada RSL Club	Wreath for Anzac Day Service 23	65.00
008422	10/05/2023	Onhold Magic Pty Ltd	Messages on Hold - April 23	110.00
008423	10/05/2023	JB HIFI Group Pty Ltd (Armada)	IT Equipment	603.85
008424	10/05/2023	RSEA Pty Ltd	Protective Clothing	3,463.99
008425	10/05/2023	Refresh Waters Pty Ltd	Hire of Water Cooler Visitors Centre	110.00
008426	10/05/2023	Voicedata Services Pty Ltd	Mitel Systems Support - Mar23	4,488.00
008427	10/05/2023	Waterlogic Australia Pty Ltd	Service and Maintenance - Depot	3,105.52
008428	10/05/2023	Marindust Sales & Ace Flagpoles	Flagpole Rope	82.50
008429	10/05/2023	Drainflow Services Pty Ltd	Road Maintenance - Various Locations	2,675.75
008430	10/05/2023	Fulton Hogan Industries Pty Ltd	Supply Asphalt - Hazelmere Production	2,419.56
008431	10/05/2023	All West Plant Hire	Hire Equipment - Civil Works	2,750.00
008432	10/05/2023	Oracle Surveys Pty Ltd	Survey Services	1,375.00
008433	10/05/2023	Apple Pty Ltd	Communications Equipment	3,947.30
008434	10/05/2023	Tyrecycle Pty Ltd	Tyre Collection Landfill	1,394.25
008435	10/05/2023	Jones Lang Lasalle (WA) Pty Ltd	Plumbing Repairs - Orchard House	184.80
008436	10/05/2023	Sonic HealthPlus	Preplacement Medicals	1,024.10
008437	10/05/2023	Greenfield Gardening	Landscape Maintenance - Landfill Site	7,268.30
008438	10/05/2023	Australian Office Leading Brands	Print Room Consumables	527.84
008439	10/05/2023	Better Pets and Gardens Kelmscott	Dog/Cat Food - Pound	387.45
008440	10/05/2023	Carlisle Events Hire Pty Ltd	Dogs Day Out 23	3,727.90
008441	10/05/2023	Vorgee Pty Ltd	Merchandise - AFAC - Kickboards	123.20
008442	10/05/2023	Dowsing Concrete	Concrete Works	1,815.00
008443	10/05/2023	Entire Fire Management	Verge Maintenance Works	10,065.44
008444	10/05/2023	Alsco Pty Ltd	Replacement Charge - Dispenser	81.36
008445	10/05/2023	Datacom Systems (AU) Pty Ltd - WA Division	Microsoft Azure - Mar23	236.67
008446	10/05/2023	S J Littleton	Expenses Reimbursement	213.91
008447	10/05/2023	E Fire & Safety	Fire Extinguishers Various Locations	3,063.50
008448	10/05/2023	Black Rubber Pty Ltd	Tyres - P1503	247.50
008449	10/05/2023	Turf Care WA Pty Ltd	Harrisale Playing Fields	3,190.00
008450	10/05/2023	Bisht Pty Ltd	Library Resources	67.60
008451	10/05/2023	Fitzgerald Photo Imaging	Focus Printing	1,879.25
008452	10/05/2023	Paramount Electrical Services	Electrical Services	165.00
008453	10/05/2023	Programmed Skilled Workforce	Hire of Temporary Staff	20,451.33
008454	10/05/2023	Security Management Australasia Pty Ltd	CCTV Network Repairs	616.00
008455	10/05/2023	JB Hi-Fi-Commercial	Electrical Equipment - IT	213.08
008456	10/05/2023	M O'Shea	Expenses Reimbursement	85.00
008457	10/05/2023	On Tap Plumbing & Gas Pty Ltd	Plumbing Services - Landfill	242.00
008458	10/05/2023	LD&D Australia Pty Limited	Refreshments	168.37
008459	10/05/2023	Hudson Global Resources (Aust) Pty Limited	Hire of Temporary Staff	3,071.38
008460	10/05/2023	Technogym Australia Pty Ltd	MWCloud External Devices AFAC	1,823.25
008461	10/05/2023	Spectur Limited	Morgan Park Cameras Installation	1,763.30
008462	10/05/2023	Contra-Flow Pty Ltd	Footpath Cleaning	884.99
008463	10/05/2023	Slimline Warehouse Display Shop	Signage - AFAC	708.69
3/07/2023				Page 6 of 25

Accounts Paid and Submitted to Corporate Services Committee on 18 July 2023

Payments made between 01-May-2023 and 31-May-2023

<i>Trans #</i>	<i>Date</i>	<i>Payee</i>	<i>Description</i>	<i>Amount</i>
008464	10/05/2023	Jackson McDonald Lawyers	Legal Services	3,080.00
008465	10/05/2023	QTM Pty Ltd	Hire of Traffic Controllers	880.00
008466	10/05/2023	Southern Cross Protection Pty Ltd	Alarm Responses and Security Services	1,272.61
008467	10/05/2023	Sage Consulting Engineers Pty Ltd	Consultancy Services	951.50
008468	10/05/2023	Manda's Mini Indulges	Catering	1,187.43
008469	10/05/2023	Hire King	Event - MAA23 Opening Awards	390.00
008470	10/05/2023	Nationwide Australia Roofing Holdings Pty Ltd	Roof Repairs - Various Locations	8,316.00
008471	10/05/2023	ATO PAYG	Tax - Payroll Deductions	386,082.00
008472	10/05/2023	Perth Is OK	Social Media Marketing - Tourism	11,407.00
008473	10/05/2023	K A Mathews	Expenses Reimbursement	285.85
008474	10/05/2023	Reimagine HR	Consultancy Services	6,193.00
008475	10/05/2023	MMM (WA) Pty Ltd	Plant Hire	10,071.93
008476	10/05/2023	Sandy Taylor Digital Marketing	Monthly Website Maintenance	330.00
008477	10/05/2023	Climate Change Response Pty Ltd	Supply & Install Equipment - Depot	20,229.00
008478	10/05/2023	A Class Auto Electrical and Air Conditioning	Air Conditioning Maintenance	1,128.00
008479	10/05/2023	ATI-Mirage Training and Business Solutions	Staff Training	722.70
008480	10/05/2023	Celebration Homes	Refund Security Deposit	400.00
008481	10/05/2023	Marketforce Pty Ltd	Advertising	3,118.57
008482	10/05/2023	Dome Armadale	Catering	696.00
008483	10/05/2023	Paper Conservation Services	Map Repairs	776.00
008484	10/05/2023	Della Rae Morrison	Storytelling Fee	300.00
008485	10/05/2023	Overdrive Australia Pty Ltd	Library Resources	500.00
008486	10/05/2023	Houra Alfouji	Crossover Subsidy	400.00
008487	10/05/2023	Darren Whitford	Firearms Safety Training Rebate	25.00
008488	10/05/2023	Wolfe Homes Pty Ltd	Refund BSL	1,575.00
008489	10/05/2023	Graeme Farrell	Expenses Reimbursement	141.00
008490	10/05/2023	Marie-Cecile Torrance-Hagedoom	Refund Animal Registration	100.00
008491	10/05/2023	Sophie Lin	Bond Refund	500.00
008492	10/05/2023	Home Group WA Pty Ltd	Refund Overpayment CTF	553.11
008493	10/05/2023	Emily and Nicholas Pill	Sporting Recreation and Development Donation	350.00
008494	10/05/2023	Deborah Nind	Sporting Recreation and Development Donation	350.00
008495	10/05/2023	Linda and Peter Schaudin	Sporting Recreation and Development Donation	350.00
008496	10/05/2023	Tanya Bailey	Sporting Recreation and Development Donation	350.00
008497	10/05/2023	Tanya Bailey	Sporting Recreation and Development Donation	350.00
008498	10/05/2023	Jessica Woods	Swim School Cancellation	31.00
008499	10/05/2023	N & K Nilendra	Rates Refund Credit Balance	212.73
008500	10/05/2023	G A Sanders	Rates Refund Credit Balance	350.03
008501	10/05/2023	C D Gotch	Rates Refund Credit Balance	311.06
008502	10/05/2023	Hieu Nguyen	Rates Refund Credit Balance	249.58
008503	10/05/2023	Van Tay Le	Rates Refund Credit Balance	245.51
008504	10/05/2023	C Clinton-Burn	Rates Refund Credit Balance	297.50
008505	10/05/2023	Niche Living Real Estate	Rates Refund Credit Balance	1,906.68
008506	10/05/2023	Brett L Thomas	Rates Refund Credit Balance	248.86
3/07/2023				Page 7 of 25

Accounts Paid and Submitted to Corporate Services Committee on 18 July 2023

Payments made between 01-May-2023 and 31-May-2023

Trans #	Date	Payee	Description	Amount
008507	10/05/2023	J N Kenney	Rates Refund Credit Balance	407.57
008508	10/05/2023	B J Sims	Rates Refund Credit Balance	106.56
008509	10/05/2023	Niche Living Real Estate	Rates Refund Credit Balance	501.37
008510	10/05/2023	D & H Commercial Flooring Pty Ltd	Rates Refund Credit Balance	1,121.62
008511	10/05/2023	Chengbi Ye	Rates Refund Credit Balance	181.87
008512	12/05/2023	ALS Library Services Pty Ltd	Library Resources	638.52
008513	12/05/2023	DORMA Australia Pty Ltd	Door Entry Repairs	434.50
008514	12/05/2023	Beaver Tree Services Aust Pty Ltd	Tree and Pruning Services	2,047.10
008515	12/05/2023	Benara Nurseries	Gardening Products - Various Locations	868.23
008516	12/05/2023	BP Australia Pty Ltd	Bulk Fuel	26,476.40
008517	12/05/2023	Browns Sweeping	Sweeper Hire	28,397.80
008518	12/05/2023	Challis Liquor Store	Refreshments	343.44
008519	12/05/2023	Landgate	Valuations and Title Searches	576.40
008520	12/05/2023	Main Roads WA	Staff Training	979.00
008521	12/05/2023	Planning Institute of Aust (WA Division)	Conference Attendance	660.00
008522	12/05/2023	Synergy Energy	Electricity Charges	1,614.31
008523	12/05/2023	Office Line	Office Equipment	5,875.10
008524	12/05/2023	Bunnings Building Supplies Pty Ltd	Hardware Consumables	416.60
008525	12/05/2023	St John Ambulance WA Ltd	Training - First Aid Certificates	825.00
008526	12/05/2023	Urban Development Inst of Australia	UDIA WA Membership Subscription	3,033.00
008527	12/05/2023	McLeods Barristers & Solicitors	Legal Services	2,797.39
008528	12/05/2023	Hot Cotton	Staff Polo Shirts - Events	160.60
008529	12/05/2023	Michael Page International	Hire of Temporary Staff	1,820.81
008530	12/05/2023	GCM Enviro Pty Ltd	Parts - FP1502	1,412.05
008531	12/05/2023	Wren Oil	Oil Waste Disposal	16.50
008532	12/05/2023	BSA Advanced Property Solutions (WA)	Property Maintenance - Various Locations	5,168.90
008533	12/05/2023	Porter Consulting Engineers	Consultancy Services	25,955.61
008534	12/05/2023	Drainflow Services Pty Ltd	Road Sweeper Hire	2,425.50
008535	12/05/2023	City of Armadale	Trust Funding	866,719.56
008536	12/05/2023	Programmed Property Services Pty Ltd	Playground Maintenance - April 23	121.00
008537	12/05/2023	Sunnyvale Plants	Plants Purchase	130.93
008538	12/05/2023	Imagesource Digital Solutions	Display Services - Billboards	4,702.50
008539	12/05/2023	Rent A Fence Pty Ltd	Fencing Rental	767.25
008540	12/05/2023	Tyrecycle Pty Ltd	Tyre Collection - Landfill	2,097.65
008541	12/05/2023	Sonic HealthPlus	Preplacement Medicals	642.40
008542	12/05/2023	Clean Cloth Cotton Traders	Rags Purchase	494.18
008543	12/05/2023	Home Group WA Pty Ltd	Refund Security Deposit	4,400.00
008544	12/05/2023	Carlisle Events Hire Pty Ltd	Equipment Hire - Crockery	376.75
008545	12/05/2023	Dowsing Concrete	Concrete and Footpath Repair Works	125,514.40
008546	12/05/2023	The Information Management Group Pty Ltd	Document Destruction Service - Admin	1,567.93
008547	12/05/2023	Economic Development Australia Limited	Membership Fee - 14.05.23 - 13.05.24	455.40
008548	12/05/2023	E Fire & Safety	Safety Signage Updated	121.00
008549	12/05/2023	Black Rubber Pty Ltd	Parts - P535	99.00
3/07/2023				Page 8 of 25

Accounts Paid and Submitted to Corporate Services Committee on 18 July 2023

Payments made between 01-May-2023 and 31-May-2023

<i>Trans #</i>	<i>Date</i>	<i>Payee</i>	<i>Description</i>	<i>Amount</i>
008550	12/05/2023	Capital Recycling	Removal of Material - Depot	8,131.11
008551	12/05/2023	Hydroquip Pumps	Service Filtration Units - Various Sites	1,540.00
008552	12/05/2023	Uniforms West	Merchandise - AFAC - Swim School	5,593.50
008553	12/05/2023	7 to 1 Photography	Event - Dogs Day Out	330.00
008554	12/05/2023	Paramount Electrical Services	Electrical Services - Various Locations	13,958.22
008555	12/05/2023	Labourforce Impex Personnel Pty Ltd	Hire of Temporary Staff	2,903.91
008556	12/05/2023	Hi Tech Security WA Pty Ltd	Security Services	18,892.50
008557	12/05/2023	Programmed Skilled Workforce	Hire of Temporary Staff	4,063.38
008558	12/05/2023	Urbaqua Ltd	Project - Forrestdale Monitoring Program	880.00
008559	12/05/2023	Security Management Australasia Pty Ltd	Security Services - Orchard House	2,219.80
008560	12/05/2023	LD&D Australia Pty Limited	Refreshments	167.15
008561	12/05/2023	Electek	Electrical Maintenance	1,527.75
008562	12/05/2023	K M Hansen	Event - Welcome to Country MAA23	600.00
008563	12/05/2023	Contra-Flow Pty Ltd	Open Drain Cleaning	1,185.60
008564	12/05/2023	Rentokil Initial Pty Ltd	Hygiene Solution 20/5/23 - 19/06/23	1,481.10
008565	12/05/2023	Meter Office Products	Print Room Consumables	190.30
008566	12/05/2023	A Floral Moment	Sympathy Flowers	100.00
008567	12/05/2023	Bibliotheca Australia Pty Ltd	Library Resources	1,108.34
008568	12/05/2023	Robyn Brown t/as Waste is my Resource	Composting to Zero Waste	270.00
008569	12/05/2023	The Calapai Family Trust T/A Intellitrac	GPS Monthly Expenses	1,828.20
008570	12/05/2023	Prestige Catering	Catering	1,089.00
008571	12/05/2023	QTM Pty Ltd	Hire of Traffic Controllers	444.27
008572	12/05/2023	BP Hatch Pty Ltd	Software Subscription	36,729.00
008573	12/05/2023	Southern Bins	Hire of Skip Bins	1,000.00
008574	12/05/2023	Agrimate	Fence Repair	5,144.70
008575	12/05/2023	MDM Entertainment Pty Ltd	Library Resources	1,006.49
008576	12/05/2023	Clubbercise Australia Pty Ltd	Annual Licence Fee - April 23 - Mar 24	400.00
008577	12/05/2023	Payroll Edge Consulting	Consultancy Services	1,485.00
008578	12/05/2023	Swan Group WA Pty Ltd	Progress claim - Roleystone Theater	233,202.97
008579	12/05/2023	Construct360 Pty Ltd	John Dunn Pavilion - Progress Claim	9,715.62
008580	12/05/2023	Back Beach Co PTY LTD	Towel Robes AFAC	599.50
008581	12/05/2023	The Pink Cafe (Kelmscott)	Catering	400.00
008582	12/05/2023	MMM (WA) Pty Ltd	Hire of Plant, Equipment & Labour	10,613.79
008583	12/05/2023	GFG Temp Assist	Hire of Temporary Staff	21,040.00
008584	12/05/2023	Dell Financial Services Pty Ltd	IT Equipment Rental	19,624.57
008585	12/05/2023	ATI-Mirage Training and Business Solutions	Staff Training	1,445.40
008586	12/05/2023	ChoiceOne Pty Ltd	Hire of Temporary Staff	1,862.69
008587	12/05/2023	Leda Security Products PTY LTD	Galvanised Bicycle Racks	594.00
008588	12/05/2023	Marketforce Pty Ltd	Advertising	1,089.00
008589	12/05/2023	(A)POD Pty Ltd	Design Services	61,056.49
008590	12/05/2023	Bobbie McPhail	Workshop - Healthy Hormones	544.50
008591	12/05/2023	EEO Specialists Pty Ltd	EEO Workshops - May 23	28,710.00
008592	12/05/2023	Modal Pty Ltd	Consultancy Services	2,494.80
3/07/2023				Page 9 of 25

Accounts Paid and Submitted to Corporate Services Committee on 18 July 2023

Payments made between 01-May-2023 and 31-May-2023

<i>Trans #</i>	<i>Date</i>	<i>Payee</i>	<i>Description</i>	<i>Amount</i>
008593	12/05/2023	NAK Cabinetry	Cabinet Works - John Dunn	10,543.50
008594	12/05/2023	MonsterBall Amusement & Hire	Event - Dogs Day Out 23	654.77
008595	12/05/2023	Adam Harris	Refund AFAC Membership	75.50
008596	12/05/2023	Hayley Davis	Employment Cost	4,000.00
008597	12/05/2023	Liaoliang Zhu	Release of Kerb Bond	400.00
008598	12/05/2023	Cianciosi Investments	Release of Trust	3,000.00
008599	12/05/2023	Daws & Son Pty Ltd C/O Urban Quarter WA	Rates Refund Credit Balance	13,810.00
008600	12/05/2023	Jayne Chalwell	Expenses Reimbursement	49.00
008601	12/05/2023	Paris Reha	Expenses Reimbursement	53.00
008602	12/05/2023	Deneil Benjamin	Swim School Cancellation	31.00
008603	12/05/2023	Ferris Conveyancing	Rates Refund Credit Balance	458.45
008604	12/05/2023	Russell Mahon	Rates Refund Credit Balance	195.02
008605	12/05/2023	J S Griffiths	Rates Refund Credit Balance	359.98
008606	12/05/2023	James Robinson	Expenses Reimbursement	673.20
000196	15/05/2023	City of Armadale	Petty Cash Recoup - CEO Office	141.45
000197	15/05/2023	City of Armadale	Petty Cash Recoup - Health Services	485.60
000198	15/05/2023	City of Armadale-Armadale Library	Petty Cash Recoup - Kelmscott Library	30.15
000199	15/05/2023	City of Armadale-Aquatic Centre	Petty Cash Recoup - AFAC	389.80
000200	15/05/2023	City of Armadale-Community Services	Petty Cash Recoup - Community Services	291.55
008607	17/05/2023	Accidental Health & Safety-Perth	First Aid Supplies - AFAC	565.04
008608	17/05/2023	ALS Library Services Pty Ltd	Library Resources	360.87
008609	17/05/2023	Armadale Lock & Key Service	Padlocks and Locks Replacement	702.00
008610	17/05/2023	Australia Post	Commission Rates Payments	34,337.45
008611	17/05/2023	Beaver Tree Services Aust Pty Ltd	Tree and Pruning Services	16,264.16
008612	17/05/2023	Benara Nurseries	Plant Purchases	781.73
008613	17/05/2023	Cheri Gardner & Associates Pty Ltd	Event - Awards Night - MAA - MC	660.00
008614	17/05/2023	Cornerstone Legal Pty Ltd	Legal Services	242.00
008615	17/05/2023	Dept of Transport	Vehicle Searches	162.35
008616	17/05/2023	JLR Pumps	Pump Replacements	6,300.80
008617	17/05/2023	Ixom Operations Pty Ltd	Chlorine Gas AFAC - April 23	4,039.12
008618	17/05/2023	Downer EDI Works Limited	Asphalt Works - Various Locations	10,663.67
008619	17/05/2023	Planning Institute of Aust (WA Division)	Conference Attendance	225.00
008620	17/05/2023	Ambius	Hire of Plants	4,666.49
008621	17/05/2023	Smoke And Mirrors Audio Visual	Equipment Hire - Rushton Pk Event	1,340.00
008622	17/05/2023	Royal Lifesaving Society	Pool Lifeguard Licence Renewal	159.00
008623	17/05/2023	Target Towing Service	Towing Charges	165.00
008624	17/05/2023	Total Packaging (WA) Pty Ltd	Dog Poo Bags	2,145.00
008625	17/05/2023	Trailer Parts Pty Ltd	Parts and Repairs	1,553.66
008626	17/05/2023	Westbooks	Library Resources	2,803.91
008627	17/05/2023	Synergy Energy	Electricity Charges	295,646.18
008628	17/05/2023	Work Clobber	Safety Boots	306.00
008629	17/05/2023	Dept of Water & Environment Regulation	Clearing Permit	2,400.00
008630	17/05/2023	Bunnings Building Supplies Pty Ltd	Hardware - Parks and Gardens	457.95
3/07/2023				Page 10 of 25

Accounts Paid and Submitted to Corporate Services Committee on 18 July 2023

Payments made between 01-May-2023 and 31-May-2023

Trans #	Date	Payee	Description	Amount
008631	17/05/2023	Mackay Urban Design	Design Services	2,062.50
008632	17/05/2023	Ellenby Tree Farm	Plants Purchase	1,640.40
008633	17/05/2023	Serpentine Spring Water	Equipment - Landfill	279.00
008634	17/05/2023	RSEA Pty Ltd	Staff Polo Shirts	558.00
008635	17/05/2023	GCM Enviro Pty Ltd	Parts - FP1502	20,995.72
008636	17/05/2023	Buswest	Bus Hire - IAS Strategy	555.50
008637	17/05/2023	Centaman Systems Pty Ltd	Annual Licence Fee - 16.04.22 - 15.04.23	64,679.94
008638	17/05/2023	Armada Steel & Industrial Supplies	Hardware Consumables	334.30
008639	17/05/2023	BGC Concrete	Concrete Supply	503.80
008640	17/05/2023	Drainflow Services Pty Ltd	Scheduled Maintenance	10,436.25
008641	17/05/2023	Fulton Hogan Industries Pty Ltd	Asphalt Works - Various Locations	8,383.32
008642	17/05/2023	All West Plant Hire	Hino Beaver Tail Hire	3,630.00
008643	17/05/2023	Sunnyvale Plants	Plant Purchases	2,805.80
008644	17/05/2023	Award Contracting	Water Meter Calibration	825.00
008645	17/05/2023	Commercial Aquatics Australia	Pool Plant Monthly Service	6,462.96
008646	17/05/2023	Apple Pty Ltd	Communications Equipment	651.75
008647	17/05/2023	MCS Security	Security Services	480.10
008648	17/05/2023	Tyrecycle Pty Ltd	Tyre Collection - Landfill	835.51
008649	17/05/2023	Sonic HealthPlus	Preplacement Medicals	722.70
008650	17/05/2023	Bowden Tree Consultancy	Consultancy Services	1,320.00
008651	17/05/2023	Greenfield Gardening	Landfill Landscaping	7,425.00
008652	17/05/2023	Better Pets and Gardens Kelmscott	Pound Food	32.75
008653	17/05/2023	Height Safety Solutions	Installation of Anchor Points	2,545.40
008654	17/05/2023	Horizon West Landscape & Irrigation	Mulching	1,540.00
008655	17/05/2023	Carlisle Events Hire Pty Ltd	Marquees and Furniture Hire	3,868.70
008656	17/05/2023	Vorgee Pty Ltd	Aquatic Retail Stock	2,906.20
008657	17/05/2023	Wallangarra Riding & Pony Club	Lease Payment Reduction	13,991.78
008658	17/05/2023	Mother Earth Gardening & Landscaping	Garden Maintenance	1,595.00
008659	17/05/2023	Woodies Charcoal Chicken	Catering	172.40
008660	17/05/2023	Urbis Pty Ltd	Consultancy Services	39,554.63
008661	17/05/2023	Quick Super	Superannuation Payments Payroll	5,194.10
008662	17/05/2023	Scott Printers Pty Ltd	Minnawarra Art Award 23	3,912.70
008663	17/05/2023	Animal Care Equipment & Services (Aust)	Pound Supplies	509.50
008664	17/05/2023	Frontline Fire & Rescue Equipment	Workshop Supplies	3,767.50
008665	17/05/2023	Avantgarde Technologies Pty Ltd	Software Storage - May 23	4,213.00
008666	17/05/2023	Prestige Property Maintenance Pty Ltd	Mowing Services - Various Locations	22,093.50
008667	17/05/2023	E Fire & Safety	Fire and Safety Testing	2,035.00
008668	17/05/2023	K L Jennings	Expenses Reimbursement	250.00
008669	17/05/2023	Turf Care WA Pty Ltd	Turf Works - Various Locations	18,458.00
008670	17/05/2023	Downings Electrical Service	Electrical Services	3,587.32
008671	17/05/2023	7 to 1 Photography	Event - Photography Services	440.00
008672	17/05/2023	Central Regional TAFE	Staff Training	845.24
008673	17/05/2023	Paramount Electrical Services	Electrical Services	928.95
3/07/2023				

Accounts Paid and Submitted to Corporate Services Committee on 18 July 2023

Payments made between 01-May-2023 and 31-May-2023

Trans #	Date	Payee	Description	Amount
008674	17/05/2023	Sprayking WA Pty Ltd	Weeds Treatment	874.50
008675	17/05/2023	Hi Tech Security WA Pty Ltd	VPN Data Pack 5gb	1,373.90
008676	17/05/2023	Programmed Skilled Workforce	Hire of Temporary Staff	21,203.66
008677	17/05/2023	Micro Focus Australia Pty Ltd	Software Support Renewal	60,306.54
008678	17/05/2023	Battery World Armadale	Drypower - Battery	29.90
008679	17/05/2023	On Tap Plumbing & Gas Pty Ltd	Repairs - AFAC	1,201.77
008680	17/05/2023	Corbeau Arts Space	Community Initiative - Art Workshop	700.00
008681	17/05/2023	LD&D Australia Pty Limited	Refreshments	274.92
008682	17/05/2023	Hudson Global Resources (Aust) Pty Limited	Hire of Temporary Staff	4,607.06
008683	17/05/2023	Slavin Architects Pty Ltd	Architectural Services	3,520.00
008684	17/05/2023	West Tip Waste Control Pty Ltd	Area 1 - Green Waste Collection	217,734.63
008685	17/05/2023	Perrott Painting Maintenance Contract Pty Ltd	Painting Repairs	807.40
008686	17/05/2023	Katherine John Entertainment (KJE)	Event MAA23	770.00
008687	17/05/2023	E Chan	Expenses Reimbursement	34.13
008688	17/05/2023	BP Hatch Pty Ltd	Computer Equipment - IT	1,809.78
008689	17/05/2023	Cart 21 Cafe and Lunch Bar	Catering	477.95
008690	17/05/2023	Agrimate	Repair Damaged Fence	808.50
008691	17/05/2023	R Sklarski	Expenses Reimbursement	6.00
008692	17/05/2023	Retail Display Direct Pty Ltd	Brochure Holders	433.80
008693	17/05/2023	Kalamunda Electrics	Frye Park - Lighting Installation	606,952.80
008694	17/05/2023	Western Leathercraft	Workshop Services	150.00
008695	17/05/2023	Manda's Mini Indulges	Catering	1,395.15
008696	17/05/2023	The Nappy Guru	Cloth Nappy Workshop	400.00
008697	17/05/2023	Armadale Liquor Pty Ltd	Opening Night MAA23	940.00
008698	17/05/2023	ATC Work Smart INC	Traineeship Fees	352.44
008699	17/05/2023	MMM (WA) Pty Ltd	Plant Hire	21,827.63
008700	17/05/2023	Tidy Up	Rubbish Collection Depot	1,650.00
008701	17/05/2023	Dell Financial Services Pty Ltd	IT Equipment Rental	1,666.80
008702	17/05/2023	Eurotech Group Pty Ltd	Print Room Consumables	769.65
008703	17/05/2023	Access Plus WA Deaf Inc	Auslan Interpreters	771.70
008704	17/05/2023	NPB Security Australia Pty Ltd	Security Services	16,780.50
008705	17/05/2023	Marketforce Pty Ltd	Advertising	4,427.67
008706	17/05/2023	Road and Traffic Services Pty Ltd	Supply and Install - Soldiers Road	6,732.00
008707	17/05/2023	Finite Group APAC Pty Ltd	Hire of Temporary Staff	2,640.83
008708	17/05/2023	BeChallenged Team Building Pty Ltd	Staff Training	9,097.00
008709	17/05/2023	Ecoform Consulting T/A Bushfire Smart	Survey Service	613.80
008710	17/05/2023	The Simple Grazer	Catering	950.00
008711	17/05/2023	Madelene De laive	Expenses Reimbursement	57.60
008712	17/05/2023	Evelyn Rae Gilbert	Refund Animal Registration	30.00
008713	17/05/2023	Karly Brooks	Sporting Recreation and Development Donation	350.00
008714	17/05/2023	Karly Brooks	Sporting Recreation and Development Donation	350.00
008715	17/05/2023	Leanne Jancey	Sporting Recreation and Development Donation	250.00
008716	17/05/2023	Lynda S Klompemaker	Sporting Recreation and Development Donation	350.00
3/07/2023				Page 12 of 25

Accounts Paid and Submitted to Corporate Services Committee on 18 July 2023

Payments made between 01-May-2023 and 31-May-2023

Trans #	Date	Payee	Description	Amount
008717	17/05/2023	Julie Richards	Sporting Recreation and Development Donation	250.00
008718	17/05/2023	Lynda S Klompmaker	Sporting Recreation and Development Donation	350.00
008719	17/05/2023	Eva Investment	Refund BSL	2,047.82
008720	17/05/2023	Ardra Vikas	Refund Parking Infringement	70.00
008721	17/05/2023	Teegan Gulliver	Sporting Recreation and Development Donation	250.00
008722	17/05/2023	SS McGarry & M A Thompson	Sporting Recreation and Development Donation	350.00
008723	17/05/2023	Tanya Revell	Expenses Reimbursement	60.00
008724	17/05/2023	Remy Malet	Expenses Reimbursement	43.25
008725	17/05/2023	Remy Malet	Expenses Reimbursement	5.50
008726	17/05/2023	Scott Osmond Pereira	Rates Refund Credit Balance	388.20
008727	17/05/2023	Tracey & Dean Last	Rates Refund Credit Balance	204.28
008728	17/05/2023	Babatunde Ogbah	Rates Refund Credit Balance	354.54
008729	17/05/2023	Southdale Pet Meat	Refund of Debtor Overpayment	460.00
008730	17/05/2023	Stephen & Joanne Whitaker	Rates Refund Credit Balance	248.95
008731	17/05/2023	Glenda R Kist	Rates Refund Credit Balance	368.89
008732	17/05/2023	N Z Edmonds	Rates Refund Credit Balance	201.23
008733	17/05/2023	Tyrone Rogers	Rates Refund Credit Balance	253.18
008734	17/05/2023	Cory Acosta	Rates Refund Credit Balance	301.55
008735	17/05/2023	C B Fursa	Rates Refund Credit Balance	212.77
008736	17/05/2023	Joseph Robert Bavich	Rates Refund Credit Balance	705.31
008737	17/05/2023	Narelle Mewburn	Expenses Reimbursement	139.00
008738	17/05/2023	Kylie Payne	Expenses Reimbursement	64.50
008739	17/05/2023	Kylie Payne	Expenses Reimbursement	38.98
008740	19/05/2023	Alinta Gas	Gas Charges	18.75
008741	19/05/2023	Australian Services Union	Australian Services Union Payroll Deductions	448.20
008742	19/05/2023	DORMA Australia Pty Ltd	Repairs - Greendale Centre	585.75
008743	19/05/2023	Beaver Tree Services Aust Pty Ltd	Tree Removal	1,056.00
008744	19/05/2023	Byford Bobcats	Maintenance - John Dunn	1,248.00
008745	19/05/2023	Child Support Agency	Child Support Payroll Deductions	2,282.03
008746	19/05/2023	City of Armadale-Social Club	Social Club (employee) Payroll Deductions	318.00
008747	19/05/2023	Coca-Cola Amatil (Aust) Pty Ltd	Refreshments	433.66
008748	19/05/2023	Landgate	Valuations and Title Searches	1,387.05
008749	19/05/2023	Down Under Signs Pty Ltd	Damaged Signs Removal	432.64
008750	19/05/2023	Ejan Communications	Communications Monthly Charges	624.25
008751	19/05/2023	Heatley Sales Pty Ltd	Safety Equipment	928.97
008752	19/05/2023	Heavy Automatics WA Pty Ltd	Workshop Works and Parts	2,196.43
008753	19/05/2023	LGRCEU	LGRCEU Payroll Deductions	283.12
008754	19/05/2023	Triple A Cleaning Co	Cleaning Service - Various Locations	1,438.80
008755	19/05/2023	Water Corporation	Water Service Charge	8.14
008756	19/05/2023	Synergy Energy	Electricity Charges	3,548.25
008757	19/05/2023	Office Line	Office Equipment	4,956.60
008758	19/05/2023	Bunnings Building Supplies Pty Ltd	Hardware Consumables	680.76
008759	19/05/2023	St John Ambulance WA Ltd	Equipment - Various Locations	2,669.95
3/07/2023				Page 13 of 25

Accounts Paid and Submitted to Corporate Services Committee on 18 July 2023

Payments made between 01-May-2023 and 31-May-2023

Trans #	Date	Payee	Description	Amount
008760	19/05/2023	Technology One Ltd	Consultancy Services	10,288.20
008761	19/05/2023	Westzone Enterprises Pty Ltd	Armadale Library Rental	53,186.67
008762	19/05/2023	Michael Page International	Hire of Temporary Staff	2,096.69
008763	19/05/2023	Blueprint Homes (WA) Pty Ltd	Refund Security Deposit	800.00
008764	19/05/2023	DA Christie Pty Ltd	Parts - Rushton Park	144.10
008765	19/05/2023	Natural Area Management & Services	Landscaping Stage 3	8,250.00
008766	19/05/2023	Superior Pak Pty Ltd	Repair - P1503	500.00
008767	19/05/2023	Trugrade Pty Ltd	Turf Chemicals	555.50
008768	19/05/2023	Commercial Aquatics Australia	Pool Chemicals	4,268.00
008769	19/05/2023	Alan Beatties Bulk Meat Supply	Catering	255.00
008770	19/05/2023	Sonic HealthPlus	Preplacement Medicals	975.70
008771	19/05/2023	Essential First Choice Homes Pty Ltd	Refund Security Deposit	400.00
008772	19/05/2023	Better Pets and Gardens Kelmscott	Pound Food	784.96
008773	19/05/2023	Big W	Office Equipment - Library	190.00
008774	19/05/2023	Bin Bomb Pty Ltd	Bin Bombs Purchases	2,420.00
008775	19/05/2023	Dowsing Concrete	Concrete and Footpath Repair Works	32,412.82
008776	19/05/2023	Entire Fire Management	Verge Maintenance Works	15,310.68
008777	19/05/2023	Alsco Pty Ltd	Anti Fatigue Mats	5,128.91
008778	19/05/2023	STW Industries Pty Ltd	Kubota Tyre Replacements	1,408.00
008779	19/05/2023	Bistel Construction Pty Ltd	Construction - Roleystone Fire Station	431,859.01
008780	19/05/2023	E Fire & Safety	Fire Equipment Testing and Inspection	5,841.00
008781	19/05/2023	Black Rubber Pty Ltd	Parts - FP534	1,002.10
008782	19/05/2023	Turf Care WA Pty Ltd	Turf Maintenance	3,291.20
008783	19/05/2023	Capital Recycling	Sweeping	14,067.57
008784	19/05/2023	H M James	Table Tops Purchase	197.90
008785	19/05/2023	Metro Filters	Service Filters - Champion Centre	33.00
008786	19/05/2023	Paramount Electrical Services	Electrical Services - Various Locations	10,323.05
008787	19/05/2023	Labourforce Impex Personnel Pty Ltd	Hire of Temporary Staff	3,434.86
008788	19/05/2023	Programmed Skilled Workforce	Hire of Temporary Staff	2,200.77
008789	19/05/2023	Security Management Australasia Pty Ltd	CCTV Maintenance	1,226.50
008790	19/05/2023	Wayfound	Consultancy Services	16,225.00
008791	19/05/2023	On Tap Plumbing & Gas Pty Ltd	Plumbing Services - AFAC	1,561.93
008792	19/05/2023	Run Energy Pty Limited	Gas Flare Maintenance	3,330.80
008793	19/05/2023	K M Hansen	Event - Welcome to Country 2023	600.00
008794	19/05/2023	Contra-Flow Pty Ltd	Hire of Traffic Controllers	6,329.78
008795	19/05/2023	A Floral Moment	Sympathy Flowers	87.95
008796	19/05/2023	Remondis Australia Pty Ltd	Plant Hire - Landfill	1,257.90
008797	19/05/2023	Vital Packaging	Equipment - Landfill	1,293.60
008798	19/05/2023	Anna Luca Amhrose	School Holiday Presenter	330.00
008799	19/05/2023	Rosmech Sales & Service Pty Ltd	Parts - FP238	1,684.29
008800	19/05/2023	Art Install	Supply and Install Art Tracking	3,159.53
008801	19/05/2023	Southern Bins	Hire of Skip Bins	1,000.00
008802	19/05/2023	Trent W Costello	Artwork - Gwynne Park	450.00
3/07/2023				Page 14 of 25

Accounts Paid and Submitted to Corporate Services Committee on 18 July 2023

Payments made between 01-May-2023 and 31-May-2023

<i>Trans #</i>	<i>Date</i>	<i>Payee</i>	<i>Description</i>	<i>Amount</i>
008803	19/05/2023	Roleystone Community College P&C	Nutrition In Schools Funding	300.00
008804	19/05/2023	Western Leathercraft	Workshop Services	316.00
008805	19/05/2023	Manda's Mini Indulges	Catering	110.00
008806	19/05/2023	Quenda Designs	Spikes for Flag Banners	288.20
008807	19/05/2023	Total Green Recycling	Recycling E-Waste - Landfill	5,444.02
008808	19/05/2023	ATO PAYG	Tax Deductions Payroll	392,580.00
008809	19/05/2023	Bridgestone Australia Ltd	Puncture Repair - AK16605	60.06
008810	19/05/2023	Brennan and Associates Workplace	Consultancy Services	5,231.25
008811	19/05/2023	Tidy Up	Rubbish Collection Depot	1,425.00
008812	19/05/2023	ChoiceOne Pty Ltd	Hire of Temporary Staff	49.85
008813	19/05/2023	Classic Hire	Plant Hire	363.00
008814	19/05/2023	Wizard Pharmacy Kelmscott Stargate	Newspapers Kelmscott Grove Library	57.70
008815	19/05/2023	ASPIRE Change Management PL	Consultancy Services	11,000.00
008816	19/05/2023	Complex Trauma Training WA	Staff Training	2,420.00
008817	19/05/2023	Granicus Australia Pty Ltd	Mail Chimp Subscription	39,429.50
008818	19/05/2023	Sincerity Building Group Pty Ltd	Sincerity Building Group Pty Ltd	400.00
008819	19/05/2023	Malibu Pools & Spas	Malibu Pools & Spas	400.00
008820	19/05/2023	Signs and Lines	Signs and Lines	400.00
008821	19/05/2023	Empower Solar Australia	Empower Solar Australia	400.00
000201	22/05/2023	City of Armadale-Armadale Library	Petty Cash Recoup - Armadale Library	156.90
000202	22/05/2023	City of Armadale-BLSL	Petty Cash Recoup	55.00
008822	24/05/2023	Alinta Gas	Gas Charges	46.95
008823	24/05/2023	Armadale Mower World	Parts - FP997	139.32
008824	24/05/2023	Armadale State Emergency Service (SES)	Reimbursement	3,531.41
008825	24/05/2023	Armadale Gosnells Landcare Group	Gardening Services - Heritage Walk Trail	68,139.50
008826	24/05/2023	DORMA Australia Pty Ltd	Main Entry Doors - Repairs	319.00
008827	24/05/2023	Beaver Tree Services Aust Pty Ltd	Tree and Pruning Services	16,137.50
008828	24/05/2023	National Collections	Summons Notices	39.60
008829	24/05/2023	Neverfail Springwater Limited	Refreshments	103.59
008830	24/05/2023	Downer EDI Works Limited	Concrete and Footpath Repair Works	15,987.00
008831	24/05/2023	Pure Air Filters	Air Filters Clean	239.80
008832	24/05/2023	Raeco	Equipment - Library Event	2,128.50
008833	24/05/2023	Smoke And Mirrors Audio Visual	Sound Equipment - Armadale District Hall	785.20
008834	24/05/2023	Stewart & Heaton Clothing Co Pty Ltd	Uniforms - Protective Clothing	352.64
008835	24/05/2023	Target Towing Service	Towing Services	165.00
008836	24/05/2023	WA Library Supplies	Library Resources	739.60
008837	24/05/2023	Water Corporation	Water Service Charges	2,284.24
008838	24/05/2023	Synergy Energy	Electricity charges	12,627.45
008839	24/05/2023	Work Clobber	Safety Equipment	308.70
008840	24/05/2023	WA Reticulation Supplies	Repairs - Various Locations	11,309.85
008841	24/05/2023	Hello World	Conference Attendance	2,661.00
008842	24/05/2023	Bunnings Building Supplies Pty Ltd	Hardware Consumables	632.12
008843	24/05/2023	Officeworks Business Direct	Stationery	89.95
3/07/2023				Page 15 of 25

Accounts Paid and Submitted to Corporate Services Committee on 18 July 2023

Payments made between 01-May-2023 and 31-May-2023

Trans #	Date	Payee	Description	Amount
008844	24/05/2023	Child Education Services	Library Resources	2,001.70
008845	24/05/2023	Sports Turf Technology Pty Ltd	Analysis Report - Sample Testing	26,037.55
008846	24/05/2023	Armada Society of Artists (Inc)	Staff Training	261.67
008847	24/05/2023	IW Projects Pty Ltd	Consulting Services	12,881.55
008848	24/05/2023	RSEA Pty Ltd	PPE Equipment - Uniforms	1,138.80
008849	24/05/2023	Book Easy Pty Ltd	Subscription Fee - April 2023	220.00
008850	24/05/2023	Oven Sparkle Pty Ltd	Oven Clean - Armadale Hall	300.00
008851	24/05/2023	BSA Advanced Property Solutions (WA)	Supply and Install Air Con Unit	3,658.60
008852	24/05/2023	Elliotts Filtration	Lentara Park - Iron Filter	13,986.50
008853	24/05/2023	Drainflow Services Pty Ltd	Cleaning Services	12,303.50
008854	24/05/2023	City of Armadale	Kali Sikaran International	300.00
008855	24/05/2023	Challis School P & C Association Inc	Community Grant Funding	2,500.00
008856	24/05/2023	Programmed Property Services Pty Ltd	Playground Maintenance Various Locations	19,167.39
008857	24/05/2023	Apple Pty Ltd	Communications Equipment	1,653.74
008858	24/05/2023	Tyrecycle Pty Ltd	Tyre Collection	656.94
008859	24/05/2023	Sonic HealthPlus	Preplacement Medical	240.90
008860	24/05/2023	Greenfield Gardening	Landfill Landscaping	6,971.25
008861	24/05/2023	Better Pets and Gardens Kelmscott	Pound Food	61.02
008862	24/05/2023	Horizon West Landscape & Irrigation	Median Works - Ranford Road	8,613.00
008863	24/05/2023	Mother Earth Gardening & Landscaping	Gardening Maintenance - Rushton Park	3,828.00
008864	24/05/2023	Bensons Contracting	Waste Removal	825.00
008865	24/05/2023	EOS Electrical	Repairs - Street Lighting	844.44
008866	24/05/2023	Entire Fire Management	Verge Maintenance	10,028.48
008867	24/05/2023	Vivid Ads Pty Ltd	Custom Fitted Tablecloths	620.05
008868	24/05/2023	Quick Super	Superannuation Payroll Payments	235,773.54
008869	24/05/2023	Bennelongia Pty Ltd	Mosquito Identification - Apr23	1,436.82
008870	24/05/2023	Frontline Fire & Rescue Equipment	Uniforms - Protective Clothing	378.40
008871	24/05/2023	E Fire & Safety	Fire Equipment Replacements	5,984.00
008872	24/05/2023	Capital Recycling	Sweepings	10,245.13
008873	24/05/2023	Paramount Electrical Services	Electrical Services	2,935.43
008874	24/05/2023	Local Community Insurance Services	Movies in The Mall 2023	660.00
008875	24/05/2023	Hassell Limited	Consultancy Services	22,275.00
008876	24/05/2023	Hi Tech Security WA Pty Ltd	Call out - Scanner problems	170.50
008877	24/05/2023	Focus Consulting WA Pty Ltd	Consultancy Services	1,650.00
008878	24/05/2023	AHA Consulting	Staff Training	1,140.00
008879	24/05/2023	On Tap Plumbing & Gas Pty Ltd	Frye Park - Public toilet	490.81
008880	24/05/2023	Bug Busters Pty Ltd	Depot Histories House Storage	473.00
008881	24/05/2023	LD&D Australia Pty Limited	Refreshments	335.52
008882	24/05/2023	Hudson Global Resources (Aust) Pty Limited	Hire of Temporary Staff	5,034.05
008883	24/05/2023	Spectur Limited	CCTV Hire	2,976.60
008884	24/05/2023	Contra-Flow Pty Ltd	Hire of Traffic Controllers	1,176.56
008885	24/05/2023	West Tip Waste Control Pty Ltd	Waste Collection - Area 1 - Verge	62,928.11
008886	24/05/2023	ProDesign Lighting Pty Ltd	Lighting Repairs	2,902.90
3/07/2023				Page 16 of 25

Accounts Paid and Submitted to Corporate Services Committee on 18 July 2023

Payments made between 01-May-2023 and 31-May-2023

<i>Trans #</i>	<i>Date</i>	<i>Payee</i>	<i>Description</i>	<i>Amount</i>
008887	24/05/2023	Prestige Catering	Catering	3,114.00
008888	24/05/2023	Southern Bins	Hire of Skip Bins	1,845.00
008889	24/05/2023	Southern Cross Protection Pty Ltd	Alarm Responses & Security Services	1,194.22
008890	24/05/2023	S J McLeod	Expenses Reimbursement	255.60
008891	24/05/2023	MDM Entertainment Pty Ltd	Library Resources	258.61
008892	24/05/2023	CDM Australia Pty. Ltd.	Printing Services	145.42
008893	24/05/2023	N S Craigs	Event - Wild Flower 2023	2,000.00
008894	24/05/2023	Manda's Mini Indulges	Catering	451.50
008895	24/05/2023	Bridgestone Australia Ltd	Tyres - P.448	126.61
008896	24/05/2023	Biomax Pty Ltd	Service	150.00
008897	24/05/2023	Burdens Australia Pty Ltd	Furniture - Jull St Mall	20,854.02
008898	24/05/2023	Nordic Fitness Equipment	Antibacterial Gym Wipes	1,190.00
008899	24/05/2023	Pirtek Canning Vale	Hose and Pipe Repairs	1,306.64
008900	24/05/2023	Norda Architects Pty Ltd	Architectural Services	7,966.20
008901	24/05/2023	Armadaale Liquor Pty Ltd	Refreshments	487.98
008902	24/05/2023	Rothwell Publishing	Resources - Perth Hills	129.80
008903	24/05/2023	Roleystone Karragullen Bush Fire Brigade	Staff Training	502.22
008904	24/05/2023	IPEC Pty Ltd	Courier Services	43.04
008905	24/05/2023	The Pink Cafe (Kelmescott)	Catering	750.00
008906	24/05/2023	SWORD Volunteer Fire and Emergency	Fire Extinguishers Various Locations	1,000.00
008907	24/05/2023	Kamal's Quarter Paella Pty Ltd	Catering	1,702.80
008908	24/05/2023	Harvey Norman AV/IT Armadale	Fridge	974.00
008909	24/05/2023	One Multi Pty Ltd	Maintenance - AFAC	990.00
008910	24/05/2023	Classic Hire	Memorial Park - Chemical Toilet	575.30
008911	24/05/2023	Marketforce Pty Ltd	Advertising	33,113.40
008912	24/05/2023	Betteraim Pty Ltd	Consultancy Services	8,530.50
008913	24/05/2023	Party Higher Pty Ltd	Event - Silent Disco	1,375.40
008914	24/05/2023	Tidam Services Pty Ltd	Consultancy Services	7,700.00
008915	24/05/2023	Darwin Enrique Bonda Hernandez	Artist Talk Fee	150.00
008916	24/05/2023	NAK Cabinetry	Equipment Installation - John Dunn Pavilion	13,590.50
008917	24/05/2023	Michael Iwanoff	Artist Talk	150.00
008918	24/05/2023	Karen Prakhoff Rickman	Artist Talk	150.00
008919	24/05/2023	Comfortel Furniture	Call Out Fee - Greendale Centre	529.00
008920	24/05/2023	Chubb Fire and Security Ltd	Staff Training	2,350.00
008921	24/05/2023	Elizabeth Anne Peasley	Catering	1,952.50
008922	24/05/2023	Asfand Nasir	Crossover Subsidy	400.00
008923	24/05/2023	Mandee Drake	Crossover Subsidy	400.00
008924	24/05/2023	Mallikharjuna Rao Kurmala	Crossover Subsidy	400.00
008925	24/05/2023	AAI Ltd Trading as GIO	Rates Refund Credit Balance	167.50
008926	24/05/2023	J C McLeod	Rates Refund Credit Balance	755.39
008927	24/05/2023	B A & S A O'Hehir	Rates Refund Credit Balance	427.97
008928	24/05/2023	D J Nodari	Rates Refund Credit Balance	352.62
008929	24/05/2023	B C Leahy	Rates Refund Credit Balance	307.91
3/07/2023				

Accounts Paid and Submitted to Corporate Services Committee on 18 July 2023

Payments made between 01-May-2023 and 31-May-2023

<i>Trans #</i>	<i>Date</i>	<i>Payee</i>	<i>Description</i>	<i>Amount</i>
008930	24/05/2023	N K McLaughlin	Rates Refund Credit Balance	303.71
008931	24/05/2023	V J Gilday	Rates Refund Credit Balance	326.02
008932	24/05/2023	Ronald J Stroet	Rates Refund Credit Balance	485.44
008933	24/05/2023	Harriet Elizabeth Norton	Rates Refund Credit Balance	340.82
008934	24/05/2023	N D Gibson	Rates Refund Credit Balance	290.40
008935	24/05/2023	Kellie Gee	Rates Refund Credit Balance	378.51
008936	24/05/2023	W R Wells	Rates Refund Credit Balance	204.11
008937	24/05/2023	R Ahuja	Rates Refund Credit Balance	980.41
008938	24/05/2023	Rosemary Melvey	Expenses Reimbursement	58.13
008939	24/05/2023	Denham Heliams	Expenses Reimbursement	38.00
008940	24/05/2023	Andrea Highman	Expenses Reimbursement	75.00
008941	24/05/2023	AFAC Conference Pty Ltd	Conference Attendance	660.00
008942	26/05/2023	Alinta Gas	Gas Charges	52.00
008943	26/05/2023	ALS Library Services Pty Ltd	Library Resources	602.16
008944	26/05/2023	Armadale Mower World	Parts - Various Plant	64.80
008945	26/05/2023	Armadale Senior High School	School Holiday Program - 2022-2023	300.00
008946	26/05/2023	Armadale Kelmscott Self Storage	Storage Rental Fee	160.00
008947	26/05/2023	Australian Institute of Management (AIM)	Staff Training	1,573.00
008948	26/05/2023	Beaver Tree Services Aust Pty Ltd	Tree and Pruning Services	22,745.80
008949	26/05/2023	Cleanaway	Hire of Bin - Landfill	88.00
008950	26/05/2023	Heatley Sales Pty Ltd	Protective PPE Equipment	532.44
008951	26/05/2023	Ixom Operations Pty Ltd	Chlorine Gas Monthly	284.41
008952	26/05/2023	Downer EDI Works Limited	Asphalt & Resurfacing Works - Various Locations	184,651.38
008953	26/05/2023	Veolia Recycling and Recovery Pty Ltd	240L Facility Bins Various Sites	90,192.41
008954	26/05/2023	Sunny Industrial Brushware Pty Ltd	Gutter Broom	719.40
008955	26/05/2023	Westbooks	Library Resources	3,215.44
008956	26/05/2023	Synergy Energy	Electricity Charges	2,089.32
008957	26/05/2023	Wurth Australia Pty Ltd	Parts - Workshop	725.59
008958	26/05/2023	Gecko Contracting Turf & Landscaping	Garden and Turf Maintenance - Various Locations	197,630.17
008959	26/05/2023	Bunnings Building Supplies Pty Ltd	Hardware Consumables	335.40
008960	26/05/2023	Public Transport Authority of WA	Replacement Bus Shelter Contribution	17,278.78
008961	26/05/2023	Blue Tang (WA) Pty Ltd	Consultancy Services	22,000.00
008962	26/05/2023	Elite Pool Covers Pty Ltd	Repairs - AFAC - Pool Cover	594.00
008963	26/05/2023	Vanessa Australia	Merchandise - Visitor Centre	1,410.08
008964	26/05/2023	JB HIFI Group Pty Ltd (Armadale)	IT Equipment Replacement	1,447.00
008965	26/05/2023	RSEA Pty Ltd	Staff Polo Shirts	312.79
008966	26/05/2023	Refresh Waters Pty Ltd	Refreshments	44.00
008967	26/05/2023	Environmental Industries	Maintenance - Landscaping - AFAC	3,235.83
008968	26/05/2023	Truck Centre (WA) Pty Ltd	Expansion Tank	320.61
008969	26/05/2023	Michael Page International	Hire of Temporary Staff	2,041.51
008970	26/05/2023	Blueprint Homes (WA) Pty Ltd	Refund Security Deposit	400.00
008971	26/05/2023	Wren Oil	Waste Oil Collection	16.50
008972	26/05/2023	SERCUL Inc	Pruning Services - Reilly Rd	5,390.00
3/07/2023				Page 18 of 25

Accounts Paid and Submitted to Corporate Services Committee on 18 July 2023

Payments made between 01-May-2023 and 31-May-2023

Trans #	Date	Payee	Description	Amount
008973	26/05/2023	BSA Advanced Property Solutions (WA)	Service and Maintenance - AFAC	3,071.89
008974	26/05/2023	Cedar Homes	Refund Security Deposit	400.00
008975	26/05/2023	Plunkett Homes (1903) Pty Ltd	Refund Security Deposit	400.00
008976	26/05/2023	Ricoh Australia Pty Ltd	Hardware and Software - Printers	59,385.41
008977	26/05/2023	Elliotts Filtration	Service - Robot Park - April 23	565.40
008978	26/05/2023	Drainflow Services Pty Ltd	Sweeping Services	3,135.00
008979	26/05/2023	Affordable Living Homes	Refund Security Deposit	1,600.00
008980	26/05/2023	Programmed Property Services Pty Ltd	Playground Maintenance - April 23	121.00
008981	26/05/2023	Natural Area Management & Services	Mulching Services	22,271.72
008982	26/05/2023	Engineering Technology Consultants	Consultancy Services	15,120.16
008983	26/05/2023	Beacon Equipment	Brushcutter	1,250.00
008984	26/05/2023	Sonic HealthPlus	Preplacement Medicals	863.50
008985	26/05/2023	Bowden Tree Consultancy	Consultancy Services	462.00
008986	26/05/2023	Centrecare Corporate	EAP Counselling April 23	880.00
008987	26/05/2023	Vanguard Press	Display and Document Holders	344.30
008988	26/05/2023	Dept of Planning, Lands & Heritage	Development Application Fee	249.00
008989	26/05/2023	Armada Concrete Tank Co	Rushton Park Water Tank Renewal	50,000.00
008990	26/05/2023	Sports Turf Association (WA) Inc	Presentation - Turf Seminar 2023	600.00
008991	26/05/2023	Horizon West Landscape & Irrigation	Garden Maintenance - Barossa Pk	9,748.42
008992	26/05/2023	Western Tree Recyclers	Greenwaste Processing - April 23	36,597.18
008993	26/05/2023	Musical Experiences For Children	Program Presenter Fee	385.00
008994	26/05/2023	Dowsing Concrete	Concrete and Footpath Repair Works	150,513.56
008995	26/05/2023	Mother Earth Gardening & Landscaping	Timber Preservation -Minnawarra Memorial	2,321.00
008996	26/05/2023	Georgiou Group Pty Ltd	Refund Bond	5,000.00
008997	26/05/2023	Entire Fire Management	Verge Maintenance - Various Locations	3,985.52
008998	26/05/2023	Woodies Charcoal Chicken	Catering	110.60
008999	26/05/2023	Datacom Systems (AU) Pty Ltd - WA Division	Computer Equipment - IT	1,923.90
009000	26/05/2023	JJ Richards & Sons Pty Ltd	Document Destruction Service Depot	169.40
009001	26/05/2023	Black Rubber Pty Ltd	Tyre Service - AK16305	2,576.20
009002	26/05/2023	AOG Design	Catalogues - MAA23	1,925.00
009003	26/05/2023	Uniforms West	Merchandise - AFAC	325.00
009004	26/05/2023	Talis Consultants	Consultancy Services	27,901.15
009005	26/05/2023	Great Lakes Community Resources Inc	Base and Mattress Collection	23,978.90
009006	26/05/2023	Paramount Electrical Services	Electrical Services - Testing	31,439.39
009007	26/05/2023	Bartco Traffic Equipment Pty Ltd	Fire Sign Retrofit Installation	6,369.00
009008	26/05/2023	Labourforce Impex Personnel Pty Ltd	Hire of Temporary Staff	2,517.77
009009	26/05/2023	Allstate Kerbing And Concrete	Repairs - Kerbing - Various Locations	6,517.87
009010	26/05/2023	Sprayking WA Pty Ltd	Weed Treatments	4,620.00
009011	26/05/2023	Pure Homes Pty Ltd	Refund Security Deposit	1,200.00
009012	26/05/2023	Instant Products Hire	Hire Equipment - Landfill	1,435.46
009013	26/05/2023	Programmed Skilled Workforce	Hire of Temporary Staff	487.64
009014	26/05/2023	Security Management Australasia Pty Ltd	CCTV Maintenance	632.50
009015	26/05/2023	Travelwest Publications WA Pty Ltd	Advertising - April 23	1,705.00
3/07/2023				Page 19 of 25

Accounts Paid and Submitted to Corporate Services Committee on 18 July 2023

Payments made between 01-May-2023 and 31-May-2023

Trans #	Date	Payee	Description	Amount
009016	26/05/2023	BJ Ball	Stationery	1,575.99
009017	26/05/2023	Focus Consulting WA Pty Ltd	Design Services	8,800.00
009018	26/05/2023	Supercivil Pty Ltd	Equipment Hire - Civil Works	6,233.92
009019	26/05/2023	Terrestrial Ecosystems	Monitoring - Bungendore Park 22	72,638.50
009020	26/05/2023	NewGround Water Services	Repairs Under Footpaths	5,596.80
009021	26/05/2023	Slavin Architects Pty Ltd	Architectural Services	3,520.00
009022	26/05/2023	101 Residential Pty Ltd	Refund Security Deposit	400.00
009023	26/05/2023	Electek	AFAC- Spin Class Video Wall	32,978.00
009024	26/05/2023	West Tip Waste Control Pty Ltd	Flyer Delivery - Various Areas	12,092.68
009025	26/05/2023	Nightlife Music Pty Ltd	Licence Fee - AFAC	407.00
009026	26/05/2023	Hospitality Industry Service Providers	Refreshments - AFAC	45.50
009027	26/05/2023	Jackson McDonald Lawyers	Legal Services	3,300.00
009028	26/05/2023	West Coast Commercial Industries	Equipment - AFAC	519.48
009029	26/05/2023	Perrott Painting Maintenance Contract Pty Ltd	Painting Works - AFAC	4,224.00
009030	26/05/2023	Intelife Group Limited	BBQ Maintenance - April23	1,270.01
009031	26/05/2023	Prestige Catering	Catering	693.00
009032	26/05/2023	The Trustee For PSCP Investment Trust	Print Finishing for Annual Report	189.20
009033	26/05/2023	QTM Pty Ltd	Hire of Traffic Controllers	26,089.39
009034	26/05/2023	J C Walker	Expenses Reimbursement	310.60
009035	26/05/2023	Southern Cross Protection Pty Ltd	Security Guard Services	13,438.69
009036	26/05/2023	BCE Surveying Pty Ltd	Surveying Services	7,645.00
009037	26/05/2023	Tocojepa Pty Ltd T/a T-Quip	Service P470	2,808.79
009038	26/05/2023	Manda's Mini Indulges	Catering	440.00
009039	26/05/2023	Xpresso Mobile	Refreshments	200.00
009040	26/05/2023	Armadale Liquor Pty Ltd	Refreshments	154.99
009041	26/05/2023	Andantino Pty Ltd T/A Outdoor World	Refund Security Deposit	400.00
009042	26/05/2023	The Pink Cafe (Kelmscott)	Catering	170.00
009043	26/05/2023	Cat Welfare Society Inc t/a Cat Haven	Collection of Animals - Depot Pound	1,401.13
009044	26/05/2023	Ideal Homes Pty Ltd	Refund Security Deposit	400.00
009045	26/05/2023	MMM (WA) Pty Ltd	Hire Plant	8,110.59
009046	26/05/2023	Miracle Recreation Equipment	Playground Maintenance - Shipwreck Pk	1,292.50
009047	26/05/2023	M G Francas	Presentation - MAA23	150.00
009048	26/05/2023	Shelford Constructions Pty Ltd	Refund Security Deposit	400.00
009049	26/05/2023	A Class Auto Electrical and Air Conditioning	Repairs P1515	1,078.00
009050	26/05/2023	Illion Australia Pty Ltd	Risk Reports	242.00
009051	26/05/2023	Veraison WA Pty Ltd	Consultancy Services	1,001.00
009052	26/05/2023	ChoiceOne Pty Ltd	Hire of Temporary Staff	1,862.69
009053	26/05/2023	4Park Pty Ltd t/a Forpark Australia	Playground Repairs	1,496.44
009054	26/05/2023	Authentic Security Pty Ltd	Banking Collection	1,218.25
009055	26/05/2023	The Rotary Club Of Pinjarra Incorporated	Art Board Hire	1,950.00
009056	26/05/2023	Consultas Pty Ltd	Consultancy Services	4,193.75
009057	26/05/2023	Career Pursuit	Hire of Temporary Staff	2,598.75
009058	26/05/2023	Frontline Technology Services Pty Ltd	Computer Software Certification	15,024.39
3/07/2023				Page 20 of 25

Accounts Paid and Submitted to Corporate Services Committee on 18 July 2023

Payments made between 01-May-2023 and 31-May-2023

<i>Trans #</i>	<i>Date</i>	<i>Payee</i>	<i>Description</i>	<i>Amount</i>
009059	26/05/2023	Scoutta Pty Ltd T/A Viaje Strategic	Consultancy Services	5,390.00
009060	26/05/2023	Access Without Barriers Pty Ltd	Group Fitness Wall	30,875.00
009061	26/05/2023	Elizabeth Anne Peasley	Catering	1,452.00
009062	26/05/2023	L King	Rates Refund Credit Balance	167.91
009063	26/05/2023	Bryan Castagnette	Rates Refund Credit Balance	481.68
009064	26/05/2023	Nu-Age Settlements Sett Agents Trust Ac	Rates Refund Credit Balance	1,099.51
009065	26/05/2023	Sharon Mashall-Curtis	Rates Refund Credit Balance	247.64
009066	26/05/2023	David John Corbett	Rates Refund Credit Balance	640.00
009067	26/05/2023	Paul & Renae Hurley	Rates Refund Credit Balance	325.56
009068	26/05/2023	SBS Pty Ltd	Release of Kerb Bond	400.00
009069	26/05/2023	SBS Pty Ltd	Release of Kerb Bond	400.00
009070	26/05/2023	WA Insurance Builders	Release of Verge Bond	400.00
009071	26/05/2023	Cianciosi Investments	Release of Verge Bond	400.00
009072	26/05/2023	Kulowall Construction Pty Ltd TA Opus	Release of Verge Bond	400.00
009073	26/05/2023	Frank Wallis	Release of Verge Bond	400.00
009074	26/05/2023	Emily Dunn	Expenses Reimbursement	214.45
009075	26/05/2023	Naomi Mathieson	Expenses Reimbursement	20.00
009076	26/05/2023	Kristy Dennis	Swim School Cancellation	15.50
009077	26/05/2023	Kylee Daye	Swim School Cancellation	15.50
009078	26/05/2023	J M Carter	Refund BSL	61.65
009079	26/05/2023	JH & MJ Pocock	Refund BSL	147.00
009080	26/05/2023	Hindu Council of Australia WA Chapter	General Donation	1,000.00
009081	26/05/2023	Brian Tander	Sporting Recreation and Development Donation	250.00
009082	26/05/2023	Deborah Scott	Sporting Recreation and Development Donation	350.00
009083	26/05/2023	Melissa Catley	Sporting Recreation and Development Donation	350.00
009084	26/05/2023	Christine Watts	Sporting Recreation and Development Donation	350.00
009085	26/05/2023	Heather Wheeler	Sporting Recreation and Development Donation	350.00
009086	26/05/2023	Leesa Padget	Minnawarra Art Award	3,000.00
009087	26/05/2023	Sydney Phillips	Minnawarra Art Award	3,000.00
009088	26/05/2023	Wade Taylor	Minnawarra Art Award	12,000.00
009089	26/05/2023	Robert G Gear	Minnawarra Art Award	5,000.00
009090	26/05/2023	Genevieve Hartney	Minnawarra Art Award	2,000.00
009091	26/05/2023	Lynette McLean	Focus Photography Award	350.00
009092	26/05/2023	Tania Rutley	Focus Photography Award	350.00
009093	26/05/2023	Russell Floyd	Focus Photography Award	250.00
009094	26/05/2023	Michelle Lane	Focus Photography Award	350.00
009095	26/05/2023	Kim Fletcher	Focus Photography Award	250.00
000203	30/05/2023	City of Armadale	Petty Cash Recoup - Economic Development	128.94
000204	30/05/2023	City of Armadale-Seville Grove Library	Petty Cash Recoup -Seville Grove Library	162.95
009096	31/05/2023	Able Blind Repairs	Supply and Install Blinds	290.00
009097	31/05/2023	Allmark & Associates Pty Ltd	Name Badges	1,375.00
009098	31/05/2023	ALS Library Services Pty Ltd	Library Resources	343.22
009099	31/05/2023	Armadale Mower World	Parts - Various Plant	1,255.50
3/07/2023				

Accounts Paid and Submitted to Corporate Services Committee on 18 July 2023

Payments made between 01-May-2023 and 31-May-2023

Trans #	Date	Payee	Description	Amount
009100	31/05/2023	Armadale Kelmscott Self Storage	Storage Rental Fee	265.00
009101	31/05/2023	ASB Marketing	Marketing - Magnet Notepads	1,402.50
009102	31/05/2023	Australia Post	Commission Rates Payments	6,071.06
009103	31/05/2023	DORMA Australia Pty Ltd	Repairs - Landfill Exit Gate	326.65
009104	31/05/2023	Beaver Tree Services Aust Pty Ltd	Tree and Pruning Services	16,596.80
009105	31/05/2023	BP Australia Pty Ltd	Diesel Fuel - Depot	49,819.34
009106	31/05/2023	Burgess Rawson (WA) Pty Ltd	Management Fees	539.00
009107	31/05/2023	Challis Liquor Store	Refreshments	52.99
009108	31/05/2023	City of Canning	SECCA Community Portfolio	2,543.75
009109	31/05/2023	CJD Equipment Pty Ltd	Tractor Parts	1,637.96
009110	31/05/2023	Cornerstone Legal Pty Ltd	Legal Services	5,598.15
009111	31/05/2023	WINC Australia Pty Ltd	Stationery	5,878.57
009112	31/05/2023	Dept of Biodiversity, Conservation & Attraction	Hike Trail Maps	230.13
009113	31/05/2023	G.C Sales (WA)	Bin Locking Posts - Various Locations	2,502.50
009114	31/05/2023	Hays Personnel Services (Aust) Pty Ltd	Hire of Temporary Staff	7,430.01
009115	31/05/2023	P & G Body Builders Pty Ltd	Parts - FP1518	1,903.00
009116	31/05/2023	Downer EDI Works Limited	Asphalt & Resurfacing Works - Various Locations	13,374.13
009117	31/05/2023	Stewart & Heaton Clothing Co Pty Ltd	Uniforms - Protective Clothing	436.66
009118	31/05/2023	Water Corporation	Water Service Charge	19,923.97
009119	31/05/2023	West Side Safety Products	Protective PPE Equipment	1,770.56
009120	31/05/2023	Synergy Energy	Electricity Charges	22,785.71
009121	31/05/2023	Work Clobber	Protective Uniforms	1,033.50
009122	31/05/2023	Gecko Contracting Turf & Landscaping	Turf Services	33,303.06
009123	31/05/2023	Apac Aid Incorporated	Resident Program - Plant Stock 23	25,086.60
009124	31/05/2023	Bunnings Building Supplies Pty Ltd	Hardware Consumables	481.80
009125	31/05/2023	Kleenheat Gas Pty Ltd	Gas Bottle Rental Charge	315.21
009126	31/05/2023	Technology One Ltd	Staff Training	5,494.50
009127	31/05/2023	Serpentine Spring Water	Refreshments	95.00
009128	31/05/2023	ATI-Mirage	Staff Training	1,161.00
009129	31/05/2023	Kelmscott Senior High School	Nutrition in Schools Funding	300.00
009130	31/05/2023	RSEA Pty Ltd	Protective Uniforms	366.70
009131	31/05/2023	BSA Advanced Property Solutions (WA)	Maintenance - AFAC - April 23	2,087.28
009132	31/05/2023	Porter Consulting Engineers	Consultancy Services	7,755.00
009133	31/05/2023	Drainflow Services Pty Ltd	Sweeping Services	2,238.50
009134	31/05/2023	Safeman WA Pty Ltd	Protective Uniforms - Various Department	28.16
009135	31/05/2023	Apple Pty Ltd	IT Equipment Replacement	3,496.30
009136	31/05/2023	Beacon Equipment	Starter Assembly	851.00
009137	31/05/2023	Tyrecycle Pty Ltd	Tyre Collection - Landfill	508.92
009138	31/05/2023	Sonic HealthPlus	Preplacement Medicals	1,004.30
009139	31/05/2023	Rave On Promotional Products	Promotional Products for Events	3,326.40
009140	31/05/2023	Bowden Tree Consultancy	Consultancy Services	462.00
009141	31/05/2023	Smart Colour Signs	COA - Reconciliation Banner	198.00
009142	31/05/2023	MT Romance Australia Pty Ltd	Souvenir Travel Products	1,511.46
3/07/2023				

Accounts Paid and Submitted to Corporate Services Committee on 18 July 2023

Payments made between 01-May-2023 and 31-May-2023

Trans #	Date	Payee	Description	Amount
009143	31/05/2023	WA Classic Sounds	Event - Music in the Hall 2023	560.00
009144	31/05/2023	Complete Office Supplies	Office Equipment - Tech Services	4,507.48
009145	31/05/2023	Big W	Catering	329.86
009146	31/05/2023	Plantrite	Landscaping Services - Roley Pools	18,066.40
009147	31/05/2023	Neopost Australia Pty Ltd	Printing Equipment	734.80
009148	31/05/2023	Horizon West Landscape & Irrigation	Landscape Construction - Various Locations	81,732.20
009149	31/05/2023	Carlisle Events Hire Pty Ltd	Equipment Hire	2,335.30
009150	31/05/2023	Dowsing Concrete	Concrete and Footpath Repair Works	13,351.42
009151	31/05/2023	Mother Earth Gardening & Landscaping	Installation John Dunn - Memorial Plaque	132.00
009152	31/05/2023	Akcelik & Associates Pty Ltd	SIDRA Intersection Network Renewal	759.00
009153	31/05/2023	Create It	Hosting Fee - May23	1,688.50
009154	31/05/2023	EOS Electrical	Street Lighting Repairs	407.22
009155	31/05/2023	Kelmscott Agricultural Society Inc	Sponsorship - Kelmscott Show	10,000.00
009156	31/05/2023	Datacom Systems (AU) Pty Ltd - WA Division	Computer Equipment - IT	1,112.10
009157	31/05/2023	Black Rubber Pty Ltd	Parts - FP1508	1,182.50
009158	31/05/2023	AOG Design	Advertising	4,345.00
009159	31/05/2023	Capital Recycling	Removal of Concrete - Depot	12,543.30
009160	31/05/2023	Downings Electrical Service	Repairs - Bill Clare Park	220.00
009161	31/05/2023	Paramount Electrical Services	Electrical Services	10,582.39
009162	31/05/2023	West Power Group Pty Ltd	Scheduled Monthly Maintenance	381.70
009163	31/05/2023	Seisma Pty Ltd	Consultancy Services	31,909.98
009164	31/05/2023	Pivotel Satellite Pty Ltd	Printing Services - April 23	50.49
009165	31/05/2023	Holiday Guide Pty Ltd	BookEasy Bookings - March & April 23	38.78
009166	31/05/2023	Hi Tech Security WA Pty Ltd	Security Fobs and set up	4,537.50
009167	31/05/2023	Programmed Skilled Workforce	Hire of Temporary Staff	1,050.43
009168	31/05/2023	Pacific Biologics Pty Ltd	Gardening Products	4,297.41
009169	31/05/2023	Retro Roads	Installation of Pavement	5,061.32
009170	31/05/2023	Tinderbox	Merchandise - Visitor Centre	413.98
009171	31/05/2023	AHA Consulting	Staff Training	880.00
009172	31/05/2023	On Tap Plumbing & Gas Pty Ltd	Plumbing Services - Various Locations	47,754.42
009173	31/05/2023	Bug Busters Pty Ltd	Pest Control Services	2,100.00
009174	31/05/2023	Oracle CMS	After Hours Phone Service - May 23	2,028.95
009175	31/05/2023	LD&D Australia Pty Limited	Refreshments	274.92
009176	31/05/2023	Element Advisory Pty Ltd	Design Review Panel - Urban Design	687.50
009177	31/05/2023	Hudson Global Resources (Aust) Pty Limited	Hire of Temporary Staff	5,034.05
009178	31/05/2023	Contra-Flow Pty Ltd	Hire of Traffic Controllers	21,457.93
009179	31/05/2023	Belvista Properties	Rent/Outgoings Kelmscott Library	22,935.75
009180	31/05/2023	ES2 Pty Ltd	Computer Software - Renewal - 2023	7,924.43
009181	31/05/2023	Jackson McDonald Lawyers	Legal Services	24,611.40
009182	31/05/2023	JDS Building and Maintenance Services	Roller Door Installation	9,669.00
009183	31/05/2023	Selectro Services	Repairs AFAC - Electrical RCD	425.26
009184	31/05/2023	Skate Sculpture	Facilities Study - Youth Centre	8,910.00
009185	31/05/2023	TPG Network Pty Ltd	Telephone Services - April 23	5,749.92
3/07/2023				Page 23 of 25

Accounts Paid and Submitted to Corporate Services Committee on 18 July 2023

Payments made between 01-May-2023 and 31-May-2023

Trans #	Date	Payee	Description	Amount
009186	31/05/2023	GPC Asia Pacific Pty Ltd T/A Cova	Filters Purchase and Maintenance	1,661.14
009187	31/05/2023	Prestige Catering	Catering	1,332.00
009188	31/05/2023	S J Kearing	Cultural Dance Performance	1,300.00
009189	31/05/2023	Action Glass & Aluminium	Repairs - AFAC	407.00
009190	31/05/2023	Rosmech Sales & Service Pty Ltd	Workshop Consumables	927.03
009191	31/05/2023	Australian Book Review Inc	Library Resources	120.00
009192	31/05/2023	Southern Bins	Removal Skip Bin - Depot	1,000.00
009193	31/05/2023	Corsign WA Pty Ltd	Directional Signs	2,229.32
009194	31/05/2023	M & M Family Trust T/A CCS Strategic	Consultancy Services	13,253.63
009195	31/05/2023	BrightMark Group Pty Ltd	Facility Cleaning - Apr23	114,420.07
009196	31/05/2023	Trent W Costello	Consultancy Services	1,600.00
009197	31/05/2023	Manda's Mini Indulges	Catering	499.50
009198	31/05/2023	Toddville Prospecting Pty Ltd	Consultancy Services	53,486.40
009199	31/05/2023	Hire King	Deposit - LED Battery	100.00
009200	31/05/2023	Payroll Edge Consulting	Consultancy Services	15,840.00
009201	31/05/2023	Bridgestone Australia Ltd	Parts - FP2015	1,308.44
009202	31/05/2023	K A Mathews	Expenses Reimbursement	64.87
009203	31/05/2023	MMM (WA) Pty Ltd	Hire Equipment	13,190.79
009204	31/05/2023	Moray and Agnew	Staff Training	825.00
009205	31/05/2023	GFG Temp Assist	Hire of Temporary Staff	34,836.73
009206	31/05/2023	Sandy Taylor Digital Marketing	Maintenance - EPH Website	1,254.00
009207	31/05/2023	Harvey Norman AV/IT Armadale	Equipment - Building Services	29.95
009208	31/05/2023	Veraison WA Pty Ltd	Consultancy Services	7,007.00
009209	31/05/2023	Classic Hire	Hire Luggage Trailer	84.70
009210	31/05/2023	Freeway Water Cartage Pty Ltd	Refreshments - Landfill	990.00
009211	31/05/2023	On Point Consultancy WA	Consultancy Services	3,630.00
009212	31/05/2023	Leesa Padget	Artist Floor Talk - Minnawarra Art Award	150.00
009213	31/05/2023	Anna Louise Richardson	Artist Floor Talk - Minnawarra Art Award	165.00
009214	31/05/2023	Soil4ce	Consultancy Services	1,462.50
009215	31/05/2023	Perth Office Equipment Repairs & Sales	Service Guillotine	236.50
009216	31/05/2023	N.H Bushby & K Geary	AFAC - Dishwasher service	501.60
009217	31/05/2023	EVDealer Group Pty Ltd	New Vehicle - Replacement Plant Item	51,063.39
009218	31/05/2023	MonsterBall Amusement & Hire	Event Deposit Fee	2,495.00
009219	31/05/2023	Eloquent Holdings Pty Ltd	Tickets - Job Ad Writing Masterclass	5,827.80
009220	31/05/2023	Meyer Shircore Architects	Refund BSL	61.65
009221	31/05/2023	Meyer Shircore Architects	Refund BSL	61.65
009222	31/05/2023	Clare Day	Cloth Nappy Rebate	100.00
009223	31/05/2023	Rachel Dillon	Firearms Safety Training Rebate	25.00
009224	31/05/2023	Brett & Denise Openshaw	Rates Refund Credit Balance	155.01
009225	31/05/2023	D & R McPhail	Rates Refund Credit Balance	465.52
009226	31/05/2023	N J Ezzi	Rates Refund DDR Overpayment	113.06
009227	31/05/2023	Khoj Anand	Rates Refund DDR Overpayment	387.44
009228	31/05/2023	Jane E Claridge	Rates Refund DDR Overpayment	401.09
3/07/2023				Page 24 of 25

Accounts Paid and Submitted to Corporate Services Committee on 18 July 2023

Payments made between 01-May-2023 and 31-May-2023

<i>Trans #</i>	<i>Date</i>	<i>Payee</i>	<i>Description</i>	<i>Amount</i>
009229	31/05/2023	Courtney P Benn	Rates Refund Credit Balance	386.35
009230	31/05/2023	T & K Mobbs	Rates Refund DDR Overpayment	530.64
009231	31/05/2023	C Willmott	Rates Refund DDR Overpayment	323.12
009232	31/05/2023	Rebecca Potts	Rates Refund DDR Overpayment	304.85
009233	31/05/2023	John & Hendrika Brolsma	Rates Refund Credit Balance	813.23
009234	31/05/2023	Chathura Karunaratna	Rates Refund DDR Overpayment	471.20
009235	31/05/2023	Janice Cable	Rates Refund DDR Overpayment	238.42
009236	31/05/2023	Jason Sylvester	Rates Refund DDR Overpayment	321.81
009237	31/05/2023	Michelle & Christopher Rowe	Rates Refund DDR Overpayment	467.04
A 28/05/2023	28/05/2023	Payroll	Net Pay	1,286,888.72
A 14/05/2023	14/05/2023	Payroll	Net Pay	1,229,894.33
Total				11,702,557.04

Credit Card Transactions Report 28/04/2023 to 27/05/2023								
Transaction I	Tran Type	Tran Reference	Invoice Date	Actual	GST	Transaction Description	PJ Code	Supporting Paperwork Provided
Credit card Chief Executive Officer				\$498.90				
4828	Invoice	DEPT OF JUSTICE-CTG PA P	26/05/2023	166.3	15.12	Prosecutions	241000-1300-63242	All Receipts/Paperwork Attached
4828	Invoice	DEPT OF JUSTICE-CTG PA P	26/05/2023	166.3	15.12	Prosecutions	241000-1300-63242	All Receipts/Paperwork Attached
4828	Invoice	DEPT OF JUSTICE-CTG PA P	26/05/2023	166.3	15.12	Prosecutions	241000-1300-63242	All Receipts/Paperwork Attached
Credit Card Accounts Payable Officer Financial Services-CBA Card				\$785.26				
4836	Invoice	Fred Hollows Foundation	28/04/2023	\$75.00	\$6.82	Donation (to be refunded)	101000-1100-60119	All Receipts/Paperwork Attached
4836	Invoice	Sendgrid	4/05/2023	\$135.32		Monthly Sendgrid Fee	252000-1800-63195	All Receipts/Paperwork Attached
4836	Fees	International Transaction Fees	4/05/2023	\$3.38		International Transaction Fees	252000-1800-63195	All Receipts/Paperwork Attached
4836	Invoice	Mailchimp	16/05/2023	\$557.62		Email Marketing Service	331003-1100-60164	All Receipts/Paperwork Attached
4836	Fees	International Transaction Fees	16/05/2023	\$13.94		International Transaction Fees	331003-1100-60164	All Receipts/Paperwork Attached
Credit Card Financial Accountant Financial Services- CBA Card				\$2,558.91				
4851	Invoice	FACEBK *MEN9TN78W2 fb.me/ads IRL	28/04/2023	\$ 1,250.00	\$ -	Communication & Marketing	Split codes	
4851	Invoice	Tickets-Circular Econo MCMAHONS POINAUS	28/04/2023	\$ 244.20	\$ 22.20	Tech Services	580010-1700-60043	All Receipts/Paperwork Attached
4851	Invoice	Tickets-Circular Econo MCMAHONS POINAUS	28/04/2023	\$ 244.20	\$ 22.20	Tech Services	580010-1700-60043	All Receipts/Paperwork Attached
4851	Invoice	Tickets-Circular Econo MCMAHONS POINAUS	28/04/2023	\$ 244.20	\$ 22.20	Tech Services	580010-1700-60043	All Receipts/Paperwork Attached
4851	Invoice	PUBLIC HEALTH ASSOCIAT DEAKIN ACT	28/04/2023	\$ 445.00	\$ 40.45	Health Services	420000.1400.60043	All Receipts/Paperwork Attached
4851	Invoice	STK*Shutterstock 8666633954 NY	28/04/2023	\$ 29.00	\$ -	Communication & Marketing	120000-1100-63409	
4851	Invoice	APPLE.COM/BILL SYDNEY NSW	28/04/2023	\$ 13.99	\$ 1.27	Library	231103-1800-63193	All Receipts/Paperwork Attached
4851	Invoice	FACEBK *W5394PK8W2 fb.me/ads IRL	30/04/2023	\$ 313.51	\$ -	Communication & Marketing	Split codes	
4851	Invoice	DEPT OF HEALTH PHARM PERTH AUS	3/05/2023	\$ 129.00	\$ 11.73	AFAC	252010-1800-61001	All Receipts/Paperwork Attached
4851	Invoice	Tickets-Circular Econo MCMAHONS POINAUS	5/05/2023	\$ 244.20	\$ 22.20	Tech Services	580010-1700-60043	All Receipts/Paperwork Attached
4851	Invoice	FONTBASE DOVER DE 3.00US DOLLAR	6/05/2023	\$ 4.50	\$ -	Communication & Marketing	120000-1100-63409	
4851	Invoice	INTNL TRANSACTION FEE USA	6/05/2023	\$ 0.11	\$ -	International Charged	310000-1100-63004	All Receipts/Paperwork Attached
4851	Invoice	WESTERN AUSTRALI EAST PERTH AUS	9/05/2023	\$ 147.00	\$ 13.36	Ranger Services	241000-1300-63196	All Receipts/Paperwork Attached
4851	Invoice	FACEBK *C8BNUP7W2 fb.me/ads IRL	10/05/2023	\$ 1,250.00	\$ -	Communication & Marketing	Split codes	
4851	Invoice	PAYMENT RECEIVED, THANK YOU AUS	11/05/2023	\$ 2,000.00	\$ -	Finance top up	10-9999-9999-99911	
Credit Card Coordinator Community Emergency Services- CBA				\$ -				
4802	Card Fees	No Transaction				No Transaction		
Grand Total				\$3,843.07				



Rates Written Off
1/05/2023 to 31/05/2023

31-May-23
11:45:38 am

<u>Assess #</u>	<u>Property Address</u>	<u>Amount</u>
4094	3189 Albany Hwy, Armadale	-\$3.37
10205	12 Bilkurra Way, Mount Nasura	-\$2.21
13003	21 Cabarita Rd, Armadale	-\$3.10
25121	35 Eighth Rd, Armadale	-\$4.25
55186	21 Tambulam Way, Armadale	-\$1.38
61630	12 Wilcannia Way, Armadale	-\$0.10
68422	11 Ashley Dr, Kelmscott	-\$1.25
79467	2 Elouera Rd, Camillo	-\$3.63
79584	27 Fancote St, Kelmscott	-\$0.03
80187	8 Banyard Av, Kelmscott	-\$0.53
101783	22 Spencer Rd, Kelmscott	-\$3.27
102636	120 Streich Av, Kelmscott	-\$2.25
113257	9 Woburn Way, Kelmscott	-\$2.55
114380	2 Redtingle Rd, Camillo	-\$1.70
123579	11 High Rd, Roleystone	-\$0.94
130304	31 Slab Gully Rd, Roleystone	-\$4.11
142850	1 Coran Pl, Camillo	-\$0.14
143127	15 Lilika St, Armadale	-\$1.60
150097	52 Cammillo Rd, Camillo	-\$3.47
155669	11 Montrose Cir, Camillo	-\$2.19
161735	9 Tangelo Ct, Seville Grove	-\$1.92
168266	135 Carradine Rd, Bedforddale	-\$0.19
179116	5 Emu Rd, Brookdale	-\$3.22
185543	154 Brown Cr, Seville Grove	-\$1.83
189569	5 Kingfisher View, Brookdale	-\$2.62
198532	36-40 Commerce Av, Armadale	-\$3.77
205971	6 Firetail Ct, Seville Grove	-\$1.70
208927	89 Seminole Gdns, Seville Grove	-\$2.11
208995	75 Seminole Gdns, Seville Grove	-\$2.83
214011	180 Heritage Dr, Roleystone	-\$3.02
215441	261 Heritage Dr, Roleystone	-\$0.01
222951	4 McCubbin Loop, Seville Grove	-\$2.21
229284	8 Kobus Hts, Roleystone	-\$4.13
242757	31/14 Coralie Ct, Armadale	-\$2.13
247220	1 Glasgow Way, Seville Grove	-\$4.35
247383	1 Glasgow Way, Seville Grove	-\$0.22
254069	7 Jonquil Loop, Seville Grove	-\$0.75
254794	119 Wright Rd, Harrisdale	-\$2.66
255188	114 Wright Rd, Harrisdale	-\$2.42
256437	39 Caduceus Way, Hilbert	-\$2.62
256522	Honeymyrtle Loop, Forrestdale	-\$2.86
258413	6 Mildura Way, Harrisdale	-\$0.28
260351	30 Willoughby Rmbl, Harrisdale	-\$1.67
271512	17 Olsen Bend, Harrisdale	-\$2.62
284187	23 Forrest Rd, Armadale	-\$1.43
286983	2/20 Tait St, Armadale	-\$0.83
288527	3 Clarence Rd, Armadale	-\$2.32
297833	3/5 Brant Rd, Kelmscott	-\$0.12
303482	25 Oban Loop, Bedforddale	-\$4.38
310104	6 Lapwing App, Harrisdale	-\$2.16
315019	14 Hearst Link, Piara Waters	-\$2.18
315447	23/121 Eighth Rd, Armadale	-\$0.08
316453	14 Frost Bend, Piara Waters	-\$1.81
316944	15 Pipeline Bvd, Piara Waters	-\$2.68
321351	35 Riva Ent, Piara Waters	-\$2.62
337607	26A Grafham Rd, Brookdale	-\$3.12
345321	4 Portsmouth Way, Harrisdale	-\$4.19
352255	31 Rickett St, Haynes	-\$3.62
358031	43A Dale Rd, Armadale	-\$1.85
410308	16 Hazeldene Dr, Harrisdale	-\$4.09



Rates Written Off
1/05/2023 to 31/05/2023

31-May-23
11:45:44 am

<u>Assess #</u>	<u>Property Address</u>	<u>Amount</u>
423888	12 Paramor Rd, Camillo	-\$0.85
427129	1/9 Alex Wood Dr, Forrestdale	-\$1.10
428185	3/4 Weedon Rd, Forrestdale	-\$0.97
428644	5 Astoria Bvd, Hilbert	-\$0.03
430744	4 Nystrom St, Haynes	-\$0.87
434611	16 Verona Rd, Piara Waters	-\$4.67
436241	14 Gunnison Loop, Haynes	-\$0.41
437770	40-40A Scott Rd, Kelmscott	-\$0.10
441810	88 Wattledale Rd, Haynes	-\$3.05
442402	43 Tuberose Rd, Piara Waters	-\$0.88
442781	92 Greenpoint Way, Hilbert	-\$0.85
443391	70 Lockeville Bvd, Piara Waters	-\$0.36
444898	6 Camberwell Vsta, Piara Waters	-\$1.92
444979	20 Camberwell Vsta, Piara Waters	-\$0.26
457459	26 Benderson Rd, Champion Lakes	-\$1.35
459697	3 Caviar St, Forrestdale	-\$0.89
460141	5 Addison St, Hilbert	-\$4.53
462163	16 Tableland Rd, Hilbert	-\$2.29
462569	38 Hypatia Bvd, Forrestdale	-\$0.09
463048	6 Pembina Pde, Hilbert	-\$1.53
463949	21 Karapiro St, Champion Lakes	-\$0.28
465187	15 Comet Way, Hilbert	-\$0.21
465290	7 Comet Way, Hilbert	-\$0.76
465367	11 Laufer Av, Hilbert	-\$0.97
465989	195 Monticello Pwy, Piara Waters	-\$0.33
Total Written Off		<u>-\$161.24</u>

Primary Delegation CORPS 1.0 and Secondary Delegation CORPS 1.1 specifically refer - the above small debts have, following investigation, been written-off.

M Hnatojko
Executive Manager Corporate Services Date: 31/5/23
Primary Delegation CORPS no. 1.0 and Secondary Delegation CORPS no. 1.1

CITY OF ARMADALE
MONTHLY FINANCIAL REPORT

(Containing the Statement of Financial Activity)
For the period ending 31 May 2023

LOCAL GOVERNMENT ACT 1995
LOCAL GOVERNMENT (FINANCIAL MANAGEMENT) REGULATIONS 1996

TABLE OF CONTENTS

Statement of Financial Activity by Nature or Type	2
Basis of Preparation	3
Note 1 Explanation of Material Variances	4
Note 2 Statement of Financial Activity Information	5
Note 3 Cash and Financial Assets	6
Note 4 Receivables	7-8
Note 5 Other Current Assets	9
Note 6 Capital Acquisitions	10
Note 7 Borrowings	11
Note 8 Lease Liabilities	12
Note 9 Reserve Accounts	13
Note 10 Other Current Liabilities	14
Note 11 Trust Fund	15
Note 12 Budget Amendments	16

**KEY TERMS AND DESCRIPTIONS
FOR THE PERIOD ENDED 31 MAY 2023**

NATURE OR TYPE DESCRIPTIONS

REVENUE

RATES

All rates levied under the *Local Government Act 1995*. Includes general, differential, specified area rates, minimum rates, interim rates, back rates, ex-gratia rates, less discounts and concessions offered. Excludes administration fees, interest on instalments, interest on arrears, service charges and sewerage rates.

OPERATING GRANTS, SUBSIDIES AND CONTRIBUTIONS

Refers to all amounts received as grants, subsidies and contributions that are not non-operating grants.

NON-OPERATING GRANTS, SUBSIDIES AND CONTRIBUTIONS

Amounts received specifically for the acquisition, construction of new or the upgrading of identifiable non financial assets paid to a local government, irrespective of whether these amounts are received as capital grants, subsidies, contributions or donations.

REVENUE FROM CONTRACTS WITH CUSTOMERS

Revenue from contracts with customers is recognised when the local government satisfies its performance obligations under the contract.

FEES AND CHARGES

Revenues (other than service charges) from the use of facilities and charges made for local government services, sewerage rates, rentals, hire charges, fee for service, photocopying charges, licences, sale of goods or information, fines, penalties and administration fees. Local governments may wish to disclose more detail such as rubbish collection fees, rental of property, fines and penalties, and other fees and charges.

SERVICE CHARGES

Service charges imposed under *Division 6 of Part 6 of the Local Government Act 1995. Regulation 54 of the Local Government (Financial Management) Regulations 1996* identifies these as television and radio broadcasting, underground electricity and neighbourhood surveillance services. Exclude rubbish removal charges.

INTEREST EARNINGS

Interest and other items of a similar nature received from bank and investment accounts, interest on rate instalments, interest on rate arrears and interest on debtors.

OTHER REVENUE / INCOME

Other revenue, which can not be classified under the above headings, includes dividends, discounts, rebates, reimbursements etc.

PROFIT ON ASSET DISPOSAL

Excess of assets received over the net book value for assets on their disposal.

EXPENSES

EMPLOYEE COSTS

All costs associated with the employment of person such as salaries, wages, allowances, benefits such as vehicle and housing, superannuation, employment expenses, removal expenses, relocation expenses, worker's compensation insurance, training costs, conferences, safety expenses, medical examinations, fringe benefit tax, etc.

MATERIALS AND CONTRACTS

All expenditures on materials, supplies and contracts not classified under other headings. These include supply of goods and materials, legal expenses, maintenance agreements, communication expenses, advertising expenses, membership, periodicals, publications, hire expenses, rental, postage and freight etc. Local governments may wish to disclose more detail such as contract services, consultancy, information technology, rental or lease expenditures.

UTILITIES (GAS, ELECTRICITY, WATER)

Expenditures made to the respective agencies for the provision of power, gas or water. Exclude expenditures incurred for the reinstatement of roadwork on behalf of these agencies.

INSURANCE

All insurance other than worker's compensation and health benefit insurance included as a cost of employment.

LOSS ON ASSET DISPOSAL

Shortfall between the value of assets received over the net book value for assets on their disposal.

DEPRECIATION ON NON-CURRENT ASSETS

Depreciation expense raised on all classes of assets. Excluding Land.

INTEREST EXPENSES

Interest and other costs of finance paid, including costs of finance for loan debentures, overdraft accommodation and refinancing expenses.

OTHER EXPENDITURE

Statutory fees, taxes, allowance for impairment of assets, member's fees or State taxes. Donations and subsidies made to community groups.

STATEMENT OF FINANCIAL ACTIVITY
FOR THE PERIOD ENDED 31 MAY 2023

BY NATURE OR TYPE

	Ref Note	Amended Budget (a)	YTD Budget (b)	YTD Actual (c)	Variance \$ (c) - (b)	Variance % ((c) - (b))/(b)	Var.
		\$	\$	\$	\$	%	
Opening funding surplus / (deficit)	2(d)	15,943,531	15,943,531	16,029,223	85,692	0.54%	
Revenue from operating activities							
Rates		77,650,900	77,632,566	77,813,461	180,895	0.23%	▲
Rates (excluding general rate)		565,230	565,230	551,384	(13,846)	(2.45%)	
Operating grants, subsidies and contributions		9,918,109	6,499,554	6,452,194	(47,360)	(0.73%)	
Fees and charges		32,979,700	31,231,344	31,263,048	31,704	0.10%	
Interest earnings		3,733,800	4,021,753	5,574,266	1,552,513	38.60%	▲
Other revenue		958,160	338,709	287,129	(51,580)	(15.23%)	
Profit on disposal of assets		42,200	38,687	49,610	10,923	28.23%	
		125,848,099	120,327,843	121,991,092	1,663,249	1.38%	
Expenditure from operating activities							
Employee costs		(46,442,151)	(43,028,931)	(42,981,427)	47,504	0.11%	
Materials and contracts		(55,262,926)	(35,589,667)	(35,460,829)	128,838	0.36%	▼
Utility charges		(1,597,000)	(1,480,830)	(1,754,013)	(273,183)	(18.45%)	▲
Depreciation on non-current assets		(26,425,100)	(24,523,001)	(24,468,334)	54,667	0.22%	
Interest expenses		(1,206,521)	(1,206,006)	(1,259,180)	(53,174)	(4.41%)	
Insurance expenses		(1,284,900)	(1,352,850)	(1,291,927)	60,923	4.50%	
Other expenditure		(1,705,900)	(1,563,738)	(1,639,362)	(75,624)	(4.84%)	
Loss on disposal of assets		(1,809,500)	(1,658,734)	(734,534)	924,200	55.72%	▼
		(135,733,998)	(110,403,757)	(109,589,606)	814,151	(0.74%)	
Non-cash amounts excluded from operating activities	2(a)	28,192,400	26,143,048	24,816,331	(1,326,717)	(5.07%)	▼
Amount attributable to operating activities		18,306,501	36,067,134	37,217,817	1,150,683	3.19%	
Investing activities							
Proceeds from non-operating grants, subsidies and contributions		18,372,750	3,135,541	3,063,716	(71,825)	(2.29%)	
Proceeds from disposal of assets		1,570,100	237,100	203,052	(34,048)	(14.36%)	
Developer Contribution Plans - Cash		658,900	94,924	0	(94,924)	(100.00%)	
Payments for property, plant and equipment and infrastructure	6	(57,611,093)	(16,920,931)	(16,890,992)	29,939	0.18%	
		(37,009,343)	(13,453,366)	(13,624,224)	(170,858)	1.27%	
Non-cash amounts excluded from investing activities	2(b)	1,954,474	1,954,474	0	(1,954,474)	(100.00%)	▼
Amount attributable to investing activities		(35,054,869)	(11,498,892)	(13,624,224)	(2,125,332)	18.48%	
Financing Activities							
Proceeds from new debentures	7	4,259,800	0	0	0	0.00%	
Transfer from reserves	9	29,564,180	(0)	0	0	(100.00%)	
Payments for principal portion of lease liabilities	8	(1,522,600)	(1,122,600)	(1,179,883)	(57,283)	(5.10%)	
Repayment of debentures	7	(3,932,323)	(1,966,158)	(1,950,308)	15,850	0.81%	
Transfer to reserves	9	(21,975,560)	0	0	0	0.00%	
Amount attributable to financing activities		6,393,497	(3,088,758)	(3,130,191)	(41,433)	1.34%	
Closing funding surplus / (deficit)	2(d)	5,588,660	37,423,015	36,492,625	(930,390)	2.49%	

KEY INFORMATION

▲ ▼ Indicates a variance between Year to Date (YTD) Budget and YTD Actual data as per the adopted materiality threshold.

The material variance adopted by Council for the 2022-23 year is \$100,000.

Refer to Note 1 for an explanation of the reasons for the variance.

This statement is to be read in conjunction with the accompanying Financial Statements and Notes.

**MONTHLY FINANCIAL REPORT
FOR THE PERIOD ENDED 31 MAY 2023**

BASIS OF PREPARATION

BASIS OF PREPARATION

The financial report has been prepared in accordance with Australian Accounting Standards (as they apply to local governments and not-for-profit entities) and interpretations of the Australian Accounting Standards Board, and the *Local Government Act 1995* and accompanying Regulations.

The *Local Government Act 1995* and accompanying Regulations take precedence over Australian Accounting Standards where they are inconsistent.

The *Local Government (Financial Management) Regulations 1996* specify that vested land is a right-of-use asset to be measured at cost, and is considered a zero cost concessionary lease. All right-of-use assets under zero cost concessionary leases are measured at zero cost rather than at fair value, except for vested improvements on concessionary land leases such as roads, buildings or other infrastructure which continue to be reported at fair value, as opposed to the vested land which is measured at zero cost. The measurement of vested improvements at fair value is a departure from AASB 16 which would have required the City to measure any vested improvements at zero cost.

Accounting policies which have been adopted in the preparation of this financial report have been consistently applied unless stated otherwise. Except for cash flow and rate setting information, the financial report has been prepared on the accrual basis and is based on historical costs, modified, where applicable, by the measurement at fair value of selected non-current assets, financial assets and liabilities.

THE LOCAL GOVERNMENT REPORTING ENTITY

All funds through which the City controls resources to carry on its functions have been included in the financial statements forming part of this financial report.

All monies held in the Trust Fund are excluded from the financial statements. A separate statement of those monies appears at Note 11 to these financial statements.

SIGNIFICANT ACCOUNTING POLICES

CRITICAL ACCOUNTING ESTIMATES

The preparation of a financial report in conformity with Australian Accounting Standards requires management to make judgements, estimates and assumptions that effect the application of policies and reported amounts of assets and liabilities, income and expenses.

The estimates and associated assumptions are based on historical experience and various other factors believed to be reasonable under the circumstances; the results of which form the basis of making the judgements about carrying values of assets and liabilities not readily apparent from other sources. Actual results may differ from these estimates.

The balances, transactions and disclosures impacted by accounting estimates are as follows:

- estimation of fair values of certain financial assets
- estimation of fair values of fixed assets shown at fair value
- impairment of financial assets

GOODS AND SERVICES TAX

Revenues, expenses and assets are recognised net of the amount of GST, except where the amount of GST incurred is not recoverable from the Australian Taxation Office (ATO). Receivables and payables are stated inclusive of GST receivable or payable. The net amount of GST recoverable from, or payable to, the ATO is included with receivables or payables in the statement of financial position. Cash flows are presented on a gross basis. The GST components of cash flows arising from investing or financing activities which are recoverable from, or payable to, the ATO are presented as operating cash flows.

ROUNDING OFF FIGURES

All figures shown in this statement are rounded to the nearest dollar.

PREPARATION TIMING AND REVIEW

Date prepared: All known transactions up to 19 June 2023

**NOTES TO THE STATEMENT OF FINANCIAL ACTIVITY
FOR THE PERIOD ENDED 31 MAY 2023**

**NOTE 1
EXPLANATION OF MATERIAL VARIANCES**

The material variance thresholds are adopted annually by Council as an indicator of whether the actual expenditure or revenue varies from the year to date Actual materially.

The material variance adopted by Council for the 2022-23 year is \$100,000.

Nature or type	Var. \$	Var. %	Explanation of positive variances		Explanation of negative variances	
			Timing	Permanent	Timing	Permanent
Opening funding surplus / (deficit)	\$ 85,692	0.54%				
Revenue from operating activities						
Rates	180,895	0.23% ▲		Interim rates processed.		
Operating grants, subsidies and contributions	(47,360)	(0.73%)		Operating grants budget will be adjusted for the Financial Assistance Grant received in advanced in both FY22 and FY23. No impact on bottom line.		
Interest earnings	1,552,513	38.60% ▲		Interest rates have increased substantially and earnings have been amended in the mid year budget review.		
Expenditure from operating activities						
Materials and contracts	128,838	0.36% ▼	Expected to finish the year approximate to the budget			
Utility charges	(273,183)	(18.45%) ▲				Utilities are within budget, but the FY23 budget chart is reporting through materials and contracts in some cases.
Loss on disposal of assets	924,200	55.72% ▼	Note - 1			
Non-cash amounts excluded from operating activities	(1,326,717)	(5.07%) ▼			Note - 1	
Investing activities						
Non-cash amounts excluded from investing activities	(1,954,474)	(100.00%) ▼			This relates to the budget for movements in contracts liability from the 2 DCPs. The movement will be processed at year end. There is no impact on the budget bottom line.	

Note 1

Finalising asset data (disposals/profit and loss) is continuing following data migration in OneCouncil earlier in the year. The variance will be adjusted once completed. Being a non-cash item, there is no impact on the budget bottom line.

NOTES TO THE STATEMENT OF FINANCIAL ACTIVITY
FOR THE PERIOD ENDED 31 MAY 2023

NOTE 2
STATEMENT OF FINANCIAL ACTIVITY INFORMATION

(a) Non-cash items excluded from operating activities

The following non-cash revenue and expenditure has been excluded from operating activities within the Statement of Financial Activity in accordance with *Financial Management Regulation 32*.

	Notes	Amended Budget	YTD Budget (a)	YTD Actual (b)
Non-cash items excluded from operating activities		\$	\$	\$
Adjustments to operating activities				
Less: Profit on asset disposals		(42,200)	(38,687)	(49,610)
Movement in pensioner deferred rates (non-current)		0	0	(206,659)
Add: Loss on asset disposals		1,809,500	1,658,734	604,266
Add: Depreciation on assets		26,425,100	24,523,001	24,468,334
Total non-cash items excluded from operating activities		28,192,400	26,143,048	24,816,331

(b) Non-cash items excluded from investing activities

The following non-cash revenue and expenditure has been excluded from investing activities within the Statement of Financial Activity in accordance with *Financial Management Regulation 32*.

Adjustments to investing activities				
Movement in current liabilities for transfers to acquire or construct non-financial assets to be controlled by the entity associated with restricted cash		1,954,474	1,954,474	0
Total non-cash amounts excluded from investing activities		1,954,474	1,954,474	0

(c) Adjustments to net current assets in the Statement of Financial Activity

The following current assets and liabilities have been excluded from the net current assets used in the Statement of Financial Activity in accordance with *Financial Management Regulation 32* to agree to the surplus/(deficit) after imposition of general rates.

		Amended Budget Opening 30 June 2022	Last Year Closing 30 June 2022	Year to Date 31 May 2023
Adjustments to net current assets				
Less: Reserves - restricted cash	9	(104,073,444)	(111,440,880)	(111,440,880)
Less: Land held for resale		(460,000)	(460,000)	(260,000)
Add: Borrowings	7	3,458,491	3,931,944	3,636,945
Add: Provisions employee related provisions	10	8,161,713	8,478,482	8,409,642
Add: Lease liabilities	8	1,667,740	2,148,645	968,761
Add: Movement in Expected Credit Loss on Sundry Receivables		0	219,251	0
Add: Contract liability held in reserves		7,048,703	4,633,100	4,469,648
Total adjustments to net current assets		(84,196,797)	(92,489,458)	(94,215,883)

(d) Net current assets used in the Statement of Financial Activity

Current assets				
Cash and cash equivalents	3	3,200,000	6,086,910	13,645,824
Financial assets at amortised cost	3	110,618,325	129,219,315	143,779,730
Rates receivables	4	5,623,970	5,791,880	9,494,075
Receivables	4	7,646,569	4,325,554	3,812,071
Other current assets	5	609,694	1,818,103	1,195,628
Less: Current liabilities				
Payables		(23,165,114)	(19,530,910)	(23,696,586)
Borrowings	7	(3,458,491)	(3,931,944)	(3,636,945)
Contract liabilities	10	(7,048,703)	(4,633,100)	(4,506,886)
Lease liabilities	8	(1,667,740)	(2,148,645)	(968,761)
Provisions	10	(8,161,713)	(8,478,482)	(8,409,642)
Less: Total adjustments to net current assets	2(c)	(84,196,797)	(92,489,458)	(94,215,883)
Closing funding surplus / (deficit)		0	16,029,223	36,492,625

CURRENT AND NON-CURRENT CLASSIFICATION

In the determination of whether an asset or liability is current or non-current, consideration is given to the time when each asset or liability is expected to be settled. Unless otherwise stated assets or liabilities are classified as current if expected to be settled within the next 12 months, being the Council's operational cycle.

NOTES TO THE STATEMENT OF FINANCIAL ACTIVITY
FOR THE PERIOD ENDED 31 MAY 2023OPERATING ACTIVITIES
NOTE 3
CASH AND FINANCIAL ASSETS

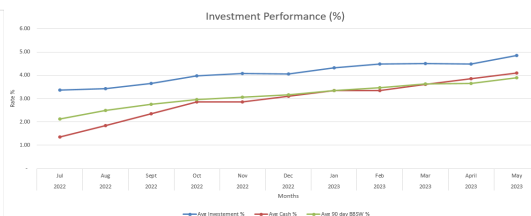
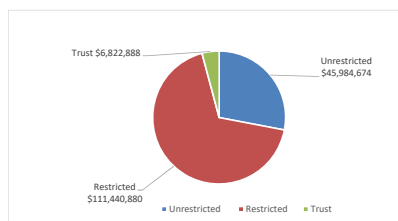
Description	Classification	Unrestricted	Restricted	Total Cash	Trust	Institution	Interest Rate	Maturity Date
		\$	\$	\$	\$			
Term Deposits - Municipal Funds	Financial assets at amortised cost	1,000,000	0	1,000,000	0	BENDIGO BANK	4.10%	13/06/2023
Term Deposits - Municipal Funds	Financial assets at amortised cost	2,000,000	0	2,000,000	0	CBA	4.62%	14/08/2023
Term Deposits - Municipal Funds	Financial assets at amortised cost	3,000,000	0	3,000,000	0	SUNCORP	4.27%	21/08/2023
Term Deposits - Municipal Funds	Financial assets at amortised cost	3,000,000	0	3,000,000	0	SUNCORP	4.27%	21/08/2023
Term Deposits - Municipal Funds	Financial assets at amortised cost	2,500,000	0	2,500,000	0	WESTPAC	4.49%	23/08/2023
Term Deposits - Municipal Funds	Financial assets at amortised cost	3,000,000	0	3,000,000	0	NAB	4.60%	28/08/2023
Term Deposits - Municipal Funds	Financial assets at amortised cost	4,000,000	0	4,000,000	0	IMB	4.45%	4/09/2023
Term Deposits - Municipal Funds	Financial assets at amortised cost	3,000,000	0	3,000,000	0	SUNCORP	4.53%	4/09/2023
Term Deposits - Municipal Funds	Financial assets at amortised cost	3,000,000	0	3,000,000	0	NAB	4.55%	4/09/2023
Term Deposits - Municipal Funds	Financial assets at amortised cost	3,000,000	0	3,000,000	0	CBA	4.47%	4/09/2023
Term Deposits - Municipal Funds	Financial assets at amortised cost	3,000,000	0	3,000,000	0	IMB	4.45%	7/09/2023
Term Deposits - Municipal Funds	Financial assets at amortised cost	2,530,208	0	2,530,208	0	WESTPAC	4.65%	13/09/2023
Term Deposits - Municipal Funds	Financial assets at amortised cost	2,530,208	0	2,530,208	0	WESTPAC	4.65%	13/09/2023
Term Deposits - Municipal Funds	Financial assets at amortised cost	2,000,000	0	2,000,000	0	NAB	4.55%	11/09/2023
Term Deposits - Municipal Funds	Financial assets at amortised cost	2,000,000	0	2,000,000	0	ME BANK	4.60%	27/09/2023
Term Deposits - Municipal Funds	Financial assets at amortised cost	2,000,000	0	2,000,000	0	CBA	4.26%	12/10/2023
Term Deposits - Municipal Funds	Financial assets at amortised cost	2,000,000	0	2,000,000	0	SUNCORP	4.58%	26/10/2023
Term Deposits - Reserves	Financial assets at amortised cost	0	1,447,200	1,447,200	0	CBA	4.06%	7/06/2023
Term Deposits - Reserves	Financial assets at amortised cost	0	2,114,891	2,114,891	0	WESTPAC	3.88%	13/06/2023
Term Deposits - Reserves	Financial assets at amortised cost	0	3,000,000	3,000,000	0	CBA	4.16%	14/06/2023
Term Deposits - Reserves	Financial assets at amortised cost	0	3,000,000	3,000,000	0	SUNCORP	4.41%	17/07/2023
Term Deposits - Reserves	Financial assets at amortised cost	0	3,000,000	3,000,000	0	CBA	4.34%	17/07/2023
Term Deposits - Reserves	Financial assets at amortised cost	0	1,690,000	1,690,000	0	SUNCORP	4.27%	24/07/2023
Term Deposits - Reserves	Financial assets at amortised cost	0	2,000,000	2,000,000	0	BENDIGO BANK	4.15%	27/07/2023
Term Deposits - Reserves	Financial assets at amortised cost	0	2,021,000	2,021,000	0	SUNCORP	4.40%	31/07/2023
Term Deposits - Reserves	Financial assets at amortised cost	0	3,000,000	3,000,000	0	NAB	4.45%	14/08/2023
Term Deposits - Reserves	Financial assets at amortised cost	0	2,000,000	2,000,000	0	CBA	4.62%	14/08/2023
Term Deposits - Reserves	Financial assets at amortised cost	0	2,000,000	2,000,000	0	NAB	4.55%	28/08/2023
Term Deposits - Reserves	Financial assets at amortised cost	0	2,329,000	2,329,000	0	SUNCORP	4.53%	11/09/2023
Term Deposits - Reserves	Financial assets at amortised cost	0	3,000,000	3,000,000	0	IMB	4.25%	12/09/2023
Term Deposits - Reserves	Financial assets at amortised cost	0	2,000,000	2,000,000	0	ME BANK	4.50%	20/09/2023
Term Deposits - Reserves	Financial assets at amortised cost	0	5,000,000	5,000,000	0	BENDIGO BANK	4.35%	18/09/2023
Term Deposits - Reserves	Financial assets at amortised cost	0	5,000,000	5,000,000	0	ME BANK	4.60%	3/10/2023
Term Deposits - Reserves	Financial assets at amortised cost	0	5,000,000	5,000,000	0	CBA	4.32%	3/10/2023
Term Deposits - Reserves	Financial assets at amortised cost	0	2,000,000	2,000,000	0	SUNCORP	4.52%	16/10/2023
Term Deposits - Reserves	Financial assets at amortised cost	0	2,000,000	2,000,000	0	CBA	4.33%	16/10/2023
Term Deposits - Reserves	Financial assets at amortised cost	0	5,000,000	5,000,000	0	CBA	4.33%	16/10/2023
Term Deposits - Reserves	Financial assets at amortised cost	0	2,000,000	2,000,000	0	BENDIGO BANK	4.35%	17/10/2023
Term Deposits - Reserves	Financial assets at amortised cost	0	2,000,000	2,000,000	0	BENDIGO BANK	4.35%	17/10/2023
Term Deposits - Reserves	Financial assets at amortised cost	0	2,617,224	2,617,224	0	ME BANK	4.70%	17/10/2023
Term Deposits - Reserves	Financial assets at amortised cost	0	2,000,000	2,000,000	0	ME BANK	4.70%	17/10/2023
Term Deposits - Reserves	Financial assets at amortised cost	0	3,000,000	3,000,000	0	NAB	4.55%	23/10/2023
Term Deposits - Reserves	Financial assets at amortised cost	0	3,000,000	3,000,000	0	SUNCORP	4.62%	23/10/2023
Term Deposits - Reserves	Financial assets at amortised cost	0	3,000,000	3,000,000	0	BENDIGO BANK	4.50%	23/10/2023
Term Deposits - Reserves	Financial assets at amortised cost	0	3,000,000	3,000,000	0	NAB	4.55%	23/10/2023
Term Deposits - Reserves	Financial assets at amortised cost	0	5,000,000	5,000,000	0	SUNCORP	4.62%	30/10/2023
Term Deposits - Reserves	Financial assets at amortised cost	0	6,000,000	6,000,000	0	NAB	4.77%	13/11/2023
Term Deposits - Reserves	Financial assets at amortised cost	0	4,000,000	4,000,000	0	ME BANK	4.90%	15/11/2023
Term Deposits - Reserves	Financial assets at amortised cost	0	2,000,000	2,000,000	0	BENDIGO BANK	4.70%	20/11/2023
Term Deposits - Reserves	Financial assets at amortised cost	0	2,000,000	2,000,000	0	NAB	4.90%	27/11/2023
Term Deposits - Reserves	Financial assets at amortised cost	0	2,000,000	2,000,000	0	NAB	4.90%	27/11/2023
Term Deposits - Reserves	Financial assets at amortised cost	0	2,000,000	2,000,000	0	NAB	4.90%	27/11/2023
Term Deposits - Trust	Financial assets at amortised cost	0	0	0	1,200,000	SUNCORP	4.52%	16/10/2023
Term Deposits - Trust	Financial assets at amortised cost	0	0	0	2,400,000	NAB	4.77%	13/11/2023
Term Deposits - Trust	Financial assets at amortised cost	0	0	0	2,000,000	NAB	4.90%	27/11/2023
Funds - Muni Account	Cash and cash equivalents	2,424,259	11,221,565	13,645,824	1,222,888	CBA		
Total		45,984,674	111,440,880	157,425,554	6,822,888			
Comprising								
Cash and cash equivalents		2,424,259	11,221,565	13,645,824	1,222,888			
Financial assets at amortised cost		43,560,415	100,219,315	143,779,730	5,600,000			
		45,984,674	111,440,880	157,425,554	6,822,888			

KEY INFORMATION

Cash and cash equivalents include cash on hand, cash at bank, deposits available on demand with banks and other short term highly liquid investments with original maturities of three months or less that are readily convertible to known amounts of cash and which are subject to an insignificant risk of changes in value. Bank overdrafts are reported as short term borrowings in current liabilities in the statement of net current assets.

The local government classifies financial assets at amortised cost if both of the following criteria are met:

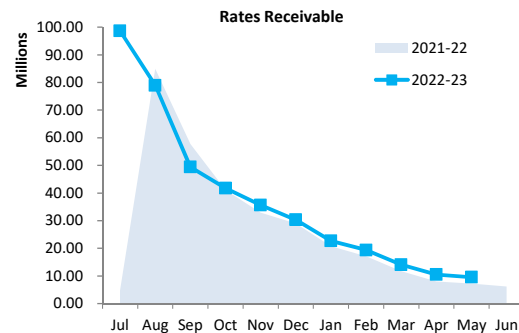
- the asset is held within a business model whose objective is to collect the contractual cashflows, and
- the contractual terms give rise to cash flows that are solely payments of principal and interest.



NOTES TO THE STATEMENT OF FINANCIAL ACTIVITY
FOR THE PERIOD ENDED 31 MAY 2023

OPERATING ACTIVITIES
NOTE 4
RECEIVABLES

Rates receivable	30 June 2022	31 May 2023
	\$	\$
Opening arrears previous years	5,623,970	5,752,178
Levied this year	69,574,771	78,364,845
Less - collections to date	(69,406,861)	(74,622,948)
Gross rates collectable	5,791,880	9,494,075
Allowance for impairment of rates receivable	(39,702)	0
Net rates collectable	5,752,178	9,494,075
% Collected	92.3%	88.7%



Receivables - general	Credit	Current	30 Days	60 Days	90+ Days	Total
	\$	\$	\$	\$	\$	\$
Receivables - general	0	1,516,483	691,083	42,382	1,081,507	3,331,454
Percentage	0.0%	45.5%	20.7%	1.3%	32.5%	
Balance per trial balance						
Sundry receivable						3,331,454
GST receivable						563,290
Allowance for impairment of receivables from contracts with customers						(82,673)
Total receivables general outstanding						3,812,071

Amounts shown above include GST (where applicable)

KEY INFORMATION

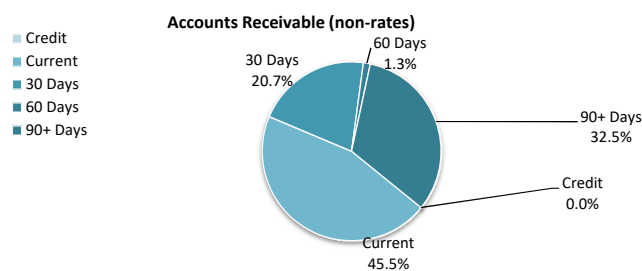
Trade and other receivables include amounts due from ratepayers for unpaid rates and service charges and other amounts due from third parties for goods sold and services performed in the ordinary course of business.

Trade receivables are recognised at original invoice amount less any allowances for uncollectable amounts (i.e. impairment). The carrying amount of net trade receivables is equivalent to fair value as it is due for settlement within 30 days.

Classification and subsequent measurement

Receivables which are generally due for settlement within 30 days except rates receivables which are expected to be collected within 12 months are classified as current assets. All other receivables such as, deferred pensioner rates receivable after the end of the reporting period are classified as non-current assets.

Trade and other receivables are held with the objective to collect the contractual cashflows and therefore the City measures them subsequently at amortised cost using the effective interest rate method.



NOTES TO THE STATEMENT OF FINANCIAL ACTIVITY
FOR THE PERIOD ENDED 31 MAY 2023

OPERATING ACTIVITIES
NOTE 4
RECEIVABLES

	Brought Forward 1 July \$	2022/23 Revised Budget \$	This Time Last Year 31-May-22 \$	31 May 2023 YTD Actual \$
General Receivables				
Debtors - General	1,667,033	920,500	2,956,077	2,534,401
Debtors - Rangers (Legacy)	172,934	180,250	190,283	211,071
Debtors - Recreation	28,998	34,250	226,810	45,835
Debtors - Libraries	-	-	20	-
Debtors - Fire	22,037	23,000	30,374	28,702
Debtors - Animals	199,707	200,500	190,760	193,082
Debtors - Parking	78,130	77,800	87,690	107,295
Debtors - Litter	116,275	116,250	112,120	105,813
Debtors - Off Road Vehicles	216	216	220	216
Debtors - Health	5,061	5,100	5,840	11,866
Debtors - Thoroughfares	7,192	7,150	6,370	8,308
Debtors - Unauthorised Signs	3,933	4,000	4,460	4,105
Debtors - Cats	8,162	7,500	6,170	5,533
Debtors - Planning & Building	77,053	78,600	98,703	75,227
	2,386,730	1,655,116	3,915,897	3,331,453

General Receivables - Aging

	Current	30 Days	60 Days	90 Days	120 + Days	Total
Sundry Receivable General	1,521,826	687,208	22,590	115,073	187,705	2,534,401
Libraries	-	-	-	-	-	-
Rangers	(180)	(180)	18,919	(340)	192,852	211,071
Recreation	(4,392)	2,046	873	(2,712)	50,020	45,835
Infringements	(771)	86	-	-	465,604	464,919
Planning & Building	-	1,922	-	-	73,305	75,227
Total Receivables General	1,516,483	691,083	42,382	112,021	969,486	3,331,454

General Receivables - Aging (continued)

Sundry Debtors Outstanding Over 120 Days Exceeding \$1,000

Debtor #	Under Investigation by	\$
Various	Fines Enforcement Registry	465,604
4826	Finance	103,284
Various	Fines Enforcement Registry	192,852
Debtor	Planning & Building	73,305
89	Finance	25,853
3208	Finance	6,248
3336	Rates Services	6,215
5012	Finance	5,500
209	Finance	7,401
3208	Recreation Services	5,516
4633	Recreation Services	5,069
	Debtors 120+ Days < \$5,000	72,639
Total Debtors 120+ Days > \$1,000		969,486

NOTES TO THE STATEMENT OF FINANCIAL ACTIVITY
FOR THE PERIOD ENDED 31 MAY 2023

OPERATING ACTIVITIES
NOTE 5
OTHER CURRENT ASSETS

	Opening Balance 1 July 2022	Asset Increase	Asset Reduction	Closing Balance 31 May 2023
Other current assets	\$	\$	\$	\$
Inventory				
Inventory	176,542	0	(50,287)	126,255
Land held for resale - cost	460,000	0	(200,000)	260,000
Other Assets				
Prepayments	370,966	116,365	0	487,331
Accrued income	810,595	0	(488,553)	322,042
Total other current assets	1,818,103	116,365	(738,840)	1,195,628
Amounts shown above include GST (where applicable)				

KEY INFORMATION

Inventory

Inventories are measured at the lower of cost and net realisable value.

Net realisable value is the estimated selling price in the ordinary course of business less the estimated costs of completion and the estimated costs necessary to make the sale.

NOTES TO THE STATEMENT OF FINANCIAL ACTIVITY
FOR THE PERIOD ENDED 31 MAY 2023

INVESTING ACTIVITIES
NOTE 6
CAPITAL ACQUISITIONS

Capital acquisitions	Amended		YTD Actual	YTD Actual Variance
	Budget	YTD Budget		
	\$	\$	\$	\$
Land	4,169,124	2,014,124	2,005,579	(8,545)
Buildings	15,945,712	4,896,903	4,870,122	(26,781)
Furniture and equipment	891,420	197,135	112,355	(84,780)
Plant and equipment	7,512,193	3,511,177	3,580,685	69,508
Infrastructure - roads	11,934,909	1,800,333	1,828,923	28,590
Infrastructure - Drainage	3,079,974	76,645	34,095	(42,550)
Infrastructure - Pathways	5,783,800	911,817	918,502	6,686
Infrastructure - Parks and Reserves	8,293,961	3,512,798	3,540,731	27,933
Payments for Capital Acquisitions	57,611,093	16,920,931	16,890,992	(29,939)
Capital Acquisitions Funded By:				
	\$	\$	\$	\$
Capital grants and contributions	16,649,060	3,135,541	1,990,196	(1,145,345)
Borrowings	2,939,000	0	1,087,052	1,087,052
Other (disposals)	1,645,140	237,100	0	(237,100)
Cash backed reserves				
Reserves Cash Backed - DCP	1,166,429	1,069,227	171,995	(897,232)
Reserves Cash Backed	23,452,374	21,498,010	5,618,640	(15,879,369)
POS/Trust	976,361	894,998	819,927	(75,071)
Contribution - Municipal	22,863,033	2,864,485	7,203,183	4,338,698
Capital funding total	57,611,093	16,920,931	16,890,992	(29,939)

SIGNIFICANT ACCOUNTING POLICIES

Each class of fixed assets within either plant and equipment or infrastructure, is carried at cost or fair value as indicated less, where applicable, any accumulated depreciation and impairment losses.

Assets for which the fair value as at the date of acquisition is under \$5,000 are not recognised as an asset in accordance with *Financial Management Regulation 17A (5)*. These assets are expensed immediately.

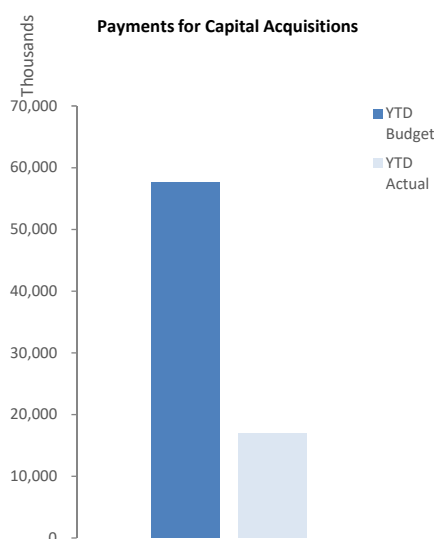
Where multiple individual low value assets are purchased together as part of a larger asset or collectively forming a larger asset exceeding the threshold, the individual assets are recognised as one asset and capitalised.

Initial recognition and measurement for assets held at cost

Plant and equipment including furniture and equipment is recognised at cost on acquisition in accordance with *Financial Management Regulation 17A*. Where acquired at no cost the asset is initially recognise at fair value. Assets held at cost are depreciated and assessed for impairment annually.

Initial recognition and measurement between mandatory revaluation dates for assets held at fair value

In relation to this initial measurement, cost is determined as the fair value of the assets given as consideration plus costs incidental to the acquisition. For assets acquired at zero cost or otherwise significantly less than fair value, cost is determined as fair value at the date of acquisition. The cost of non-current assets constructed by the City includes the cost of all materials used in construction, direct labour on the project and an appropriate proportion of variable and fixed overheads.



NOTES TO THE STATEMENT OF FINANCIAL ACTIVITY
FOR THE PERIOD ENDED 31 MAY 2023

FINANCING ACTIVITIES

NOTE 7

BORROWINGS

Repayments - borrowings

Information on borrowings		1 July 2022	New Loans		Principal Repayments		Principal Outstanding		Interest Repayments	
			Actual	Budget	Actual	Budget	Actual	Budget	Actual	Budget
Particulars	Loan No.	\$	\$	\$	\$	\$	\$	\$	\$	\$
Governance										
292 Loan Borrowings 2008	292	56,595	0	0	(27,791)	(56,600)	28,804	-5	(3,354)	(2,838)
296 Loan Borrowings 2009	296	106,428	0	0	(25,294)	(51,400)	81,134	55,028	(6,228)	(5,775)
316 Orchard House 2014	316	2,477,682	0	0	(77,640)	(157,100)	2,400,042	2,320,582	(107,800)	(106,887)
318 Orchard House 2015	318	7,770,181	0	0	(249,953)	(504,300)	7,520,228	7,265,881	(249,602)	(247,412)
323 Core System Review	323	2,515,031	0	0	(169,371)	(340,300)	2,345,660	2,174,731	(40,843)	(40,062)
342 Core System Review	342	1,133,252	0	0	(67,691)	(135,800)	1,065,561	997,452	(28,808)	(58,960)
345A Core System Review	345A	1,350,000	0	0	(55,056)	(111,264)	1,294,944	1,238,736	(28,237)	0
345B Core System Review	345B	0	0	1,320,800	0	0	0	1,320,800	0	0
Recreation and culture										
291 Aquatic Works 2008	291	229,082	0	0	(15,572)	(31,700)	213,510	197,382	(15,024)	(14,762)
299 Aquatic Centre Upgrade 2010	299	270,096	0	0	(41,657)	(84,700)	228,439	185,396	(14,817)	(14,212)
302 Aquatic Centre Upgrade 2011	302	850,159	0	0	(36,276)	(73,800)	813,883	776,359	(46,506)	(46,013)
304 Frye Park Redevelopment 2011	304	634,350	0	0	(27,068)	(55,000)	607,282	579,350	(34,678)	(34,287)
305 Piara Waters (North) Sports 2011	305	412,806	0	0	(46,513)	(94,500)	366,293	318,306	(21,741)	(21,087)
311 Aquatic Centre Upgrade 2012	311	974,379	0	0	(39,153)	(79,200)	935,226	895,179	(39,659)	(39,237)
314 Oval Lighting Renewal	314	303,186	0	0	(48,383)	(97,600)	254,803	205,586	(9,301)	(8,888)
315 Armadale Golf Course	315	189,355	0	0	(17,716)	(35,700)	171,639	153,655	(4,991)	(4,862)
322 Kelmscott Library - Stage 1	322	305,639	0	0	(36,442)	(73,400)	269,197	232,239	(7,319)	(7,062)
324A Indoor Aquatic Centre	324	9,597,273	0	0	(240,853)	(483,972)	9,356,420	9,113,301	(162,355)	(163,427)
326 Armadale Hall Upgrade 2018	326	2,785,793	0	0	(187,605)	(376,900)	2,598,188	2,408,893	(45,280)	(44,462)
327 Lighting Renewal 2018	327	59,715	0	0	(29,660)	(59,715)	30,055	0	(1,294)	(1,100)
330 Greendale Centre	330	92,711	0	0	(46,049)	(92,711)	46,662	0	(2,025)	(1,738)
331 Infrastructure - Parks 2018	331	63,211	0	0	(31,397)	(63,211)	31,814	0	(1,383)	(1,188)
332 Champion Centre Upgrade	332	211,589	0	0	(34,932)	(70,000)	176,657	141,589	(1,428)	(1,375)
334 Armadale Library Creative Space	334	110,346	0	0	(27,288)	(54,800)	83,058	55,546	(1,383)	(1,287)
336 Lighting Renewal - 2	336	20,441	0	0	(5,053)	(10,100)	15,388	10,341	(273)	(275)
337 AFAC Carpark	337	458,210	0	0	(10,701)	(21,500)	447,509	436,710	(8,099)	(8,063)
343 Bedforddale Fire Service	343	679,766	0	0	(35,498)	(71,300)	644,268	608,466	(8,913)	(8,800)
344 Challenge Park	344	1,230,000	0	0	(50,162)	(101,374)	1,179,838	1,128,626	(40,769)	(42,702)
346 Roleystone Theatre	346	0	0	2,939,000	0	0	0	2,939,000	0	0
347 Creyk Park 2021	347	1,381,600	0	0	(56,345)	(113,869)	1,325,255	1,267,731	(45,815)	(47,971)
Transport										
317 Abbey Road Project 2014	317	699,362	0	0	(169,644)	(342,700)	529,718	356,662	(24,425)	(22,737)
321 Armadale Arena Roofing 2015	321	272,863	0	0	(43,545)	(87,800)	229,318	185,063	(8,359)	(7,975)
Total		37,241,101	0	4,259,800	-1,950,308	(3,932,316)	35,290,793	37,568,585	(1,010,711)	(1,005,444)
Current borrowings		3,932,316					3,636,945			
Non-current borrowings		33,308,785					31,653,848			
		37,241,101					35,290,793			

All debenture repayments were financed by general purpose revenue.

Unspent borrowings

Particulars	Date Borrowed	Unspent Balance 30-06-2022	Borrowed During Year	Expended During Year	Unspent Balance 31 May 2023
		\$	\$	\$	\$
323 Core System Review	25/06/2019	353,623	0	0	353,623
		353,623	0	0	353,623

KEY INFORMATION

Borrowing costs are recognised as an expense when incurred except where they are directly attributable to the acquisition, construction or production of a qualifying asset. Where this is the case, they are capitalised as part of the cost of the particular asset until such time as the asset is substantially ready for its intended use or sale.

Fair values of borrowings are not materially different to their carrying amounts, since the interest payable on those borrowings is either close to current market rates or the borrowings are of a short term nature. Non-current borrowings fair values are based on discounted cash flows using a current borrowing rate.

NOTES TO THE STATEMENT OF FINANCIAL ACTIVITY
FOR THE PERIOD ENDED 31 MAY 2023

FINANCING ACTIVITIES

NOTE 8

LEASE LIABILITIES

Movement in carrying amounts

Information on leases		New Leases			Principal Repayments		Principal Outstanding		Interest Repayments	
Particulars	Lease No.	1 July 2022	Actual	Budget	Actual	Budget	Actual	Budget	Actual	Budget
		\$	\$	\$	\$	\$	\$	\$	\$	\$
Governance										
Total		2,047,940	0	1,179,900	(462,595)	(763,137)	1,585,345	2,464,703	230,175	57,600
Recreation and culture										
Total		323,947	43,758	492,500	(284,424)	(226,763)	83,281	589,684	16,904	11,600
Transport										
Total		4,758	0	0	(2,358)	(3,600)	2,400	1,158	165	500
Other property and services										
Total		1,911,442	37,410	187,400	(430,506)	(529,100)	1,518,346	1,569,742	23,080	40,000
Total		4,288,087	81,168	1,859,800	(1,179,883)	(1,522,600)	3,189,372	4,625,287	270,324	109,700
Current lease liabilities		2,148,645					968,761			
Non-current lease liabilities		2,139,442					2,220,611			
		4,288,087					3,189,372			

All lease repayments were financed by general purpose revenue.

KEY INFORMATION

At inception of a contract, the City assesses if the contract contains or is a lease. A contract is or contains a lease, if the contract conveys the right to control the use of an identified asset for a period of time in exchange for consideration. At the commencement date, a right of use asset is recognised at cost and lease liability at the present value of the lease payments that are not paid at that date. The lease payments are discounted using that date. The lease payments are discounted using the interest rate implicit in the lease, if that rate can be readily determined. If that rate cannot be readily determined, the City uses its incremental borrowing rate.

All contracts classified as short-term leases (i.e. a lease with a remaining term of 12 months or less) and leases of low value assets are recognised as an operating expense on a straight-line basis over the term of the lease.

NOTES TO THE STATEMENT OF FINANCIAL ACTIVITY
FOR THE PERIOD ENDED 31 MAY 2023

OPERATING ACTIVITIES

NOTE 9

RESERVE ACCOUNTS

Reserve accounts

Reserve name	Opening Balance	Budget Interest Earned	Actual Interest Earned	Budget Transfers In (+)	Actual Transfers In (+)	Budget Transfers Out (-)	Actual Transfers Out (-)	Budget Closing Balance	Actual YTD Closing Balance
	\$	\$	\$	\$	\$	\$	\$	\$	\$
Restricted by Legislation									
Reserves Cash Backed - Anstey Keane - DCP	6,770,559	131,300	0	2,991,600	0	(3,196,000)	0	6,697,459	6,770,559
Reserves Cash Backed - North Forrestdale DCP 3	20,608,673	463,500	0	4,189,500	0	(2,625,426)	0	22,636,247	20,608,673
Reserves Cash Backed - North Forrestdale SAR Asset Renewal	3,226,631	75,000	0	0	0	(277,000)	0	3,024,631	3,226,631
Reserves Cash Backed - SAR -A	0	0	0	122,100	0	(122,100)	0	0	0
Reserves Cash Backed - SAR -B	9,968	0	0	50,000	0	(50,000)	0	9,968	9,968
Reserves Cash Backed - SAR -C	2,818	0	0	20,400	0	(20,400)	0	2,818	2,818
Reserves Cash Backed - SAR -D	5,290	0	0	23,300	0	(23,300)	0	5,290	5,290
Reserves Cash Backed - SAR -F	0	0	0	305,730	0	(305,730)	0	0	0
Reserves Cash Backed - SAR -G	0	0	0	13,700	0	(13,700)	0	0	0
Restricted by Council									
Reserves Cash Backed - Asset Renewal	9,465,630	202,500	0	2,350,000	0	(4,055,400)	0	7,962,730	9,465,630
Reserves Cash Backed - Champion Lakes SAR Asset Renewal	168,080	4,100	0	0	0	0	0	172,180	168,080
Reserves Cash Backed - City Centre Activation	73,141	1,100	0	0	0	0	0	74,241	73,141
Reserves Cash Backed - Civic Precinct	2,808,520	69,500	0	0	0	0	0	2,878,020	2,808,520
Reserves Cash Backed - Community Art	47,840	1,200	0	0	0	0	0	49,040	47,840
Reserves Cash Backed - Computer Systems Technologies	924,524	11,500	0	0	0	(418,600)	0	517,424	924,524
Reserves Cash Backed - Crossover Contributions	61,990	1,500	0	0	0	0	0	63,490	61,990
Reserves Cash Backed - Covid-19 Response and Recovery	1,721,021	40,400	0	0	0	0	0	1,761,421	1,721,021
Reserves Cash Backed - Emergency Management	229,622	5,600	0	0	0	0	0	235,222	229,622
Reserves Cash Backed - Employee Provisions	9,006,459	220,400	0	0	0	0	0	9,226,859	9,006,459
Reserves Cash Backed - Events Reserve Fund	44,529	1,100	0	0	0	0	0	45,629	44,529
Reserves Cash Backed - Freehold Sales Capital Works	186,691	800	0	0	0	0	0	187,491	186,691
Reserves Cash Backed - Future Community Facilities	1,883,870	24,200	0	0	0	(1,189,300)	0	718,770	1,883,870
Reserves Cash Backed - Future Project Funding	15,077,671	338,800	0	4,538,329	0	(6,694,528)	0	13,260,272	15,077,671
Reserves Cash Backed - Future Recreation Facilities	905,284	22,300	0	0	0	0	0	927,584	905,284
Reserves Cash Backed - History of the District	37,670	900	0	0	0	0	0	38,570	37,670
Reserves Cash Backed - Infrastructure Project Contribution	1,561,220	39,100	0	0	0	(770,046)	0	830,274	1,561,220
Reserves Cash Backed - Land Acquisition	477,146	11,800	0	0	0	0	0	488,946	477,146
Reserves Cash Backed - Mobile Bin Program	2,029,798	49,900	0	0	0	0	0	2,079,698	2,029,798
Reserves Cash Backed - Perth Hills Tourism Alliance	46,478	1,100	0	0	0	0	0	47,578	46,478
Reserves Cash Backed - Plant and Machinery	4,888,908	63,600	0	2,000,000	0	(4,020,500)	0	2,932,008	4,888,908
Reserves Cash Backed - Portable Long Service Leave	0	8,600	0	0	0	0	0	8,600	0
Reserves Cash Backed - Revolving Energy	301,000	5,000	0	0	0	0	0	306,000	301,000
Reserves Cash Backed - Strategic Asset Investments	715,620	17,700	0	0	0	0	0	733,320	715,620
Reserves Cash Backed - Waste Management	25,207,873	499,900	0	2,907,500	0	(5,782,150)	0	22,833,123	25,207,873
Reserves Cash Backed - Workers Compensation	135,220	3,900	0	0	0	0	0	139,120	135,220
Reserves Cash Backed - Wungong River Project	688,250	11,400	0	0	0	0	0	699,650	688,250
Reserves Cash Backed - Works Contributions	656,524	16,200	0	0	0	0	0	672,724	656,524
Reserves Cash Backed - Public Art Contributions	42,000	500	0	0	0	0	0	42,500	42,000
Reserves Cash Backed - DevelopmentWA Public Art Contribution	158,306	2,000	0	0	0	0	0	160,306	158,306
Reserves Cash Backed - Forrestdale Business Park East	704,824	17,300	0	0	0	0	0	722,124	704,824
Reserves Cash Backed - Project Funds Rolled Over	561,232	6,700	0	0	0	0	0	567,932	561,232
Reserves Cash Backed - Street Tree Contribution	0	0	0	93,000	0	0	0	93,000	0
	111,440,880	2,370,400	0	19,605,159	0	(29,564,180)	0	103,852,259	111,440,880

NOTES TO THE STATEMENT OF FINANCIAL ACTIVITY
FOR THE PERIOD ENDED 31 MAY 2023

OPERATING ACTIVITIES
NOTE 10
OTHER CURRENT LIABILITIES

	Note	Opening Balance 1 July 2022	Liability transferred from/(to) non current	Liability Increase	Liability Reduction	Closing Balance 31 May 2023
Other current liabilities		\$		\$	\$	\$
Other liabilities						
- Contract liabilities		4,633,100	0	0	(163,452)	4,469,648
- Retentions - Contracts		0	0	37,238	0	37,238
Total other liabilities		4,633,100	0	37,238	(163,452)	4,506,886
Employee Related Provisions						
Annual leave		4,677,848	0	32,146	0	4,709,994
Long service leave		3,800,634	0	0	(100,986)	3,699,648
Total Employee Related Provisions		8,478,482	0	32,146	(100,986)	8,409,642
Total other current assets		13,111,582	0	69,384	(264,438)	12,916,528
Amounts shown above include GST (where applicable)						

KEY INFORMATION

Provisions

Provisions are recognised when the City has a present legal or constructive obligation, as a result of past events, for which it is probable that an outflow of economic benefits will result and that outflow can be reliably measured. Provisions are measured using the best estimate of the amounts required to settle the obligation at the end of the reporting period.

Employee Related Provisions

Short-term employee benefits

Provision is made for the City's obligations for short-term employee benefits. Short-term employee benefits are benefits (other than termination benefits) that are expected to be settled wholly before 12 months after the end of the annual reporting period in which the employees render the related service, including wages, salaries and sick leave. Short-term employee benefits are measured at the (undiscounted) amounts expected to be paid when the obligation is settled. The City's obligations for short-term employee benefits such as wages, salaries and sick leave are recognised as a part of current trade and other payables in the calculation of net current assets.

Other long-term employee benefits

The City's obligations for employees' annual leave and long service leave entitlements are recognised as employee related provisions in the statement of financial position.

Long-term employee benefits are measured at the present value of the expected future payments to be made to employees. Expected future payments incorporate anticipated future wage and salary levels, durations of service and employee departures and are discounted at rates determined by reference to market yields at the end of the reporting period on government bonds that have maturity dates that approximate the terms of the obligations. Any remeasurements for changes in assumptions of obligations for other long-term employee benefits are recognised in profit or loss in the periods in which the changes occur. The City's obligations for long-term employee benefits are presented as non-current provisions in its statement of financial position, except where the City does not have an unconditional right to defer settlement for at least 12 months after the end of the reporting period, in which case the obligations are presented as current provisions.

Contract liabilities

An entity's obligation to transfer goods or services to a customer for which the entity has received consideration (or the amount is due) from the customer.

Capital grant/contribution liabilities

Grants to acquire or construct recognisable non-financial assets to identified specifications be constructed to be controlled by the City are recognised as a liability until such time as the City satisfies its obligations under the agreement.

**NOTES TO THE STATEMENT OF FINANCIAL ACTIVITY
FOR THE PERIOD ENDED 31 MAY 2023**

**NOTE 11
TRUST FUND**

Funds held at balance date which are required by legislation to be credited to the trust fund and which are not included in the financial statements are as follows:

Description	Opening Balance 1 July 2022	Amount Received	Amount Paid	Closing Balance 31 May 2023
	\$	\$	\$	\$
Cash in Lieu - POS - A14 Plan	1,719,555	15,113	0	1,734,668
Cash in Lieu - POS - Agreements	29,147	256	0	29,403
Cash in Lieu - POS - Ward - Minnawarra	9,177	81	0	9,258
Cash in Lieu - POS - Ward - River	2,002	0	2,002	0
Cash in Lieu of Parking	229,800	2,020	0	231,820
Cash in Lieu - POS - Flematti Res 49251	235,595	0	235,595	0
POS - Precinct A - Westfield	81,348	715	0	82,063
POS - Precinct B - Seville Grove	38,972	343	0	39,315
POS - Precinct C - West Armadale	239,476	116,988	0	356,464
POS - Precinct F - Clifton Hills	751,153	0	531,582	219,571
POS - Precinct H - Mount Nasura	1,213,842	10,669	0	1,224,511
POS - Precinct N - Forrestdale	221,142	1,944	0	223,086
POS - Precinct O - Palomino	74,993	659	0	75,652
POS - Regional Recreation Infrastructure	458,231	71,391	0	529,621
POS Cash in Lieu - Suburb - Piara Waters	679,320	5,971	0	685,291
POS Cash in Lieu - Suburb - Camillo	117,785	1,035	115,669	3,151
POS Cash in Lieu - Suburb - Kelmscott	92,444	812	0	93,256
POS Cash in Lieu - Suburb - Mount Richon	114,124	1,003	0	115,127
POS Cash in Lieu - Suburb - Armadale	288,214	2,533	0	290,747
POS Cash in Lieu - Suburb - Roleystone	83,060	730	0	83,790
POS Cash in Lieu - Suburb - Bedfordale	227,252	1,997	0	229,249
Nomination Deposits	240	0	0	240
Wungong Road Contribution Accounts	561,667	4,937	0	566,604
	7,468,539	239,197	884,848	6,822,888

NOTES TO THE STATEMENT OF FINANCIAL ACTIVITY
FOR THE PERIOD ENDED 31 MAY 2023NOTE 12
BUDGET AMENDMENTS

Amendments to original budget since budget adoption. Surplus/(Deficit)

Description	Council Resolution	Classification	Non Cash Adjustment	Increase in Available Cash	Decrease in Available Cash	Amended Budget Running Balance
			\$	\$	\$	\$
Events - Music in the Mall program	CS29/6/22	Operating Expenses			(25,000)	(25,000)
Development Planning Revenue	D9/7/22	Operating Revenue		93,000		68,000
To Reserve Street Tree Contribution	D9/7/22	Operating Expenses			(93,000)	(25,000)
Carried Forward Adjustment	CS41/8/22	Capital Expenses			(18,601,072)	(18,626,072)
Carried Forward Adjustment	CS41/8/22	Operating Revenue	409,426	14,413,516		(4,212,556)
Carried Forward Adjustment	CS41/8/22	Operating Expenses			(3,445,758)	(7,658,314)
Carradine Rd Culvert Reconstruction	CS54/11/22	Capital Expenses			(469,300)	(8,127,614)
Reserves Cash Backed - Asset Renewal	CS54/11/22	Capital Revenue		469,300		(7,658,314)
Various Road Resurfacing List	CS54/11/22	Capital Expenses			(435,500)	(8,093,814)
Reserves Cash Backed - Asset Renewal	CS54/11/22	Capital Revenue		435,500		(7,658,314)
Piara Waters Library	CS54/11/22	Capital Expenses			(1,189,300)	(8,847,614)
Reserves Cash Backed - Future Community Facilities	CS54/11/22	Capital Revenue		1,189,300		(7,658,314)
Roleystone Theatre	CS54/11/22	Capital Expenses			(760,700)	(8,419,014)
Reserves Cash Backed - Future Project Funding	CS54/11/22	Capital Revenue		760,700		(7,658,314)
CF 21/22 John Dunn Hall	CS54/11/22	Capital Revenue			(597,000)	(8,255,314)
Reserves Cash Backed - Future Project Funding	CS54/11/22	Capital Expenses		597,000		(7,658,314)
Champion Lakes Bunker	CS54/11/22	Capital Revenue			(91,000)	(7,749,314)
Reserves Cash Backed - Future Project Funding	CS54/11/22	Capital Expenses			91,000	(7,658,314)
Forrestdale Hub	CS54/11/22	Capital Revenue			(120,000)	(7,778,314)
Forrestdale Hub - DCP adjustment	CS54/11/22	Non Cash Item	120,000			(7,778,314)
Reserves Cash Backed - North Forrestdale DCP 3	CS54/11/22	Capital Revenue		120,000		(7,658,314)
Capital Contribution (Grant Revenue)	CS54/11/22	Capital Revenue		86,000		(7,572,314)
Morgan Park Pavilion	CS/54/11/22	Capital Expenses			(86,000)	(7,658,314)
Carried Forward Adjustment - North Forrestdale DC	CS/54/11/22	Non Cash Item				(7,658,314)
Reserves Cash Backed - North Forrestdale DCP 3	CS/54/11/22	Capital Revenue		387,529		(7,270,785)
Reserves Cash Backed - North Forrestdale DCP 3	CS/54/11/22	Capital Revenue		21,897		(7,248,888)
Carradine Rd Culvert Reconstruction	CS8/3/22	Capital Revenue			(280,000)	(7,528,888)
Reserves Cash Backed - Asset Renewal	CS8/3/22	Capital Revenue		280,000		(7,248,888)
Capital project Admin. Building Lift (CP291)	T1/11/22	Capital Revenue		90,000		(7,158,888)
Minor Capital Works (CP182)	T1/11/22	Capital Revenue			(90,000)	(7,248,888)
OP000784 - Property - Challenge Park Public Toilet	March 2023	Capital Expenses			(39,000)	(7,287,888)
Insurance Reimbursements	March 2023	Capital Revenue		28,610		(7,259,278)
Staff Uniform	March 2023	Non Cash Item	200			(7,259,278)
Minor Equipment	March 2023	Non Cash Item	(200)			(7,259,278)
Insurance Reimbursements	March 2023	Capital Revenue		3,365		(7,255,913)
Property - Morgan Park Pavilion (OP000864)	March 2023	Capital Expenses			(3,365)	(7,259,278)
Fleet Management - Capital - Light Fleet	March 2023	Capital Expenses			(38,070)	(7,297,348)
Insurance Reimbursements	March 2023	Capital Revenue		37,570		(7,259,778)
Municipal fund contribution	March 2023	Capital Expenses				(7,259,778)
Interest Income	Mid Year Review 2023	Operating Revenue		2,396,400		(4,863,378)
Transferred to Cashbacked Reserve	Mid Year Review 2023	Operating Expenses			(1,895,000)	(6,758,378)
No- operating Revenue - Corporate Services	Mid Year Review 2023	Capital Revenue		276,900		(6,481,478)
No- operating Revenue - Fleet	Mid Year Review 2023	Capital Revenue		33,000		(6,448,478)
Insurance Expense	Mid Year Review 2023	Operating Expenses			(100,000)	(6,548,478)
Consultants - Community Planning	Mid Year Review 2023	Operating Expenses			(20,000)	(6,568,478)
Cloud Computing - Business Systems	Mid Year Review 2023	Operating Expenses			(36,000)	(6,604,478)
Materials - Program Delivery	Mid Year Review 2023	Operating Expenses			(450,000)	(7,054,478)
Transfer from Reserve	Mid Year Review 2023	Capital Revenue		1,908,100		(5,146,378)
Fleet Management - Capital - Light Fleet	Mid Year Review 2023	Capital Expenses			(387,100)	(5,533,478)
Infrastructure - Other	Mid Year Review 2023	Capital Expenses			(1,812,300)	(7,345,778)
Roads	Mid Year Review 2023	Capital Expenses			(11,050)	(7,356,828)
Buildings	Mid Year Review 2023	Capital Expenses			(280,750)	(7,637,578)
Plant & Equipment	Mid Year Review 2023	Capital Revenue		77,200		(7,560,378)
Materials - Service Delivery	Mid Year Review 2023	Operating Revenue		61,850		(7,498,528)
Contributions - Capital	Mid Year Review 2023	Capital Revenue		600,000		(6,898,528)
Salaries & wages - OneCouncil	Mid Year Review 2023	Operating Revenue		276,000		(6,622,528)
Superannuation - OneCouncil	Mid Year Review 2023	Operating Revenue		29,000		(6,593,528)
Loan proceeds - Forrestdale Hub	Mid Year Review 2023	Operating Expenses			(1,085,000)	(7,678,528)
Rates - Interim	Mid Year Review 2023	Operating Revenue		55,000		(7,623,528)
Municipal fund contribution	Mid Year Review 2023	Operating Revenue		363,750		(7,259,778)
Reserves Cash Backed - Future Project Funding	CEO3/3/23	Capital Revenue		760,000		(6,499,778)
Piara Waters Library (CP000231)	CEO3/3/23	Capital Expenses			(760,000)	(7,259,778)
Insurance Reimbursements	April 2023	Operating Revenue		9,620		(7,250,158)
Waste - Waste Collection Service (OP000057)	April 2023	Operating Expenses			(9,620)	(7,259,778)
Reserves Cash Backed - Future Project Funding	CEO03/4/23	Capital Revenue		3,000,000		(4,259,778)
Property - Wirra Willa Park (CP000374)	CEO03/4/23	Capital Expenses			(845,000)	(5,104,778)
Land - Wirra Willa	CEO03/4/23	Capital Expenses			(2,155,000)	(7,259,778)
Future Project Reserve - John Dunn	CS12/4/23	Non Cash Item	(597,000)			(7,259,778)
Assets Renewal Reserve - John Dunn	CS12/4/23	Non Cash Item	597,000			(7,259,778)
			529,426	29,065,997	(36,325,775)	(7,259,778)



Local Futures

WALGA Local Government Convention 2023

Sunday 17 September

3:30pm – 5:00pm Mayors and Presidents Forum (invitation only)
5:00pm – 8:30pm Welcome Drinks
Local Government Awards

Monday 18 September

7:00am – 9:00am Breakfast with Heads of Agencies (invitation only)
9:00am – 11:30am Convention opens
Keynote: Dominic Thurbon - Business Disruption,
Behavioural Change and Transformation expert
10:30am Convention Exhibition opens
11:30am - 12:00pm Morning Tea
12:00pm - 1:15pm State Political Panel Session with Ben Harvey,
Chief Reporter, The West Australian newspaper
1:15pm - 2:00pm Lunch
2:00pm - 5:00pm WALGA AGM (invitation only)
Diploma Graduation
Showcase in Pixels Award
5:00pm Convention Exhibition closes
5:00pm - 6:00pm Break
6.30pm - 9:30pm Gala Cocktails

Tuesday 19 September

7:30am - 9:00am Convention Breakfast with Michelle Payne (separate registration)
9:00am - 9:50am Federal Minister Address and Q&A
9:00am Convention Exhibition opens
10:00am - 3:00pm Planning Showcase
9:50am - 11:00am Diversity Panel Session
11:00am - 11:30am Morning Tea
11:30am - 1:00pm Plenary Sessions: Active Mobility and Regional Housing
1:00pm - 1:45pm Lunch
1:45pm - 3:30pm Closing Keynote and President's Close
3:30pm Convention closes
3:00pm - 5:00pm Planning Sundowner
4:30pm Convention Exhibition closes



WALGA Supplier Showcase 2023

Tuesday 19 September

7:00am – 9:30am	Exhibitor registration and display bump-in
10:00am	Showcase opens
3:30pm – 5:00pm	Construction Forum
5:00pm	Showcase closes
5:30pm – 7:00pm	Supplier Showcase Sundowner

Wednesday 20 September

7:00am – 9:30am	Exhibitor Registration and display set up
9:00am	Showcase opens
9:00am – 12:00pm	Procurement Forum
1:00pm – 3:30pm	Energy Forum
4:30pm	Showcase closes
6:00pm	Bump-out



WALGA

WORKING FOR LOCAL GOVERNMENT