

INFORMATION BULLETIN

ISSUE NO. 17/2005

31 August 2005

Information Bulletin

Issue No. 17/2005

Inside this Issue	
<p>➤ Correspondence & Papers Pink Divider</p>	<p>Local Government News</p> <ul style="list-style-type: none"> ▪ Issue No.31.05 – 12 August 2005COR-1 ▪ Issue No.32.05 – 19 August 2005COR-5 ▪ Issue No.33.05 – 26 August 2005COR-9 <p>ALGA News</p> <ul style="list-style-type: none"> ▪ 12 August 2005COR-13 ▪ 19 August 2005COR-19 ▪ 26 August 2005COR-26 <p>Media Releases</p> <ul style="list-style-type: none"> ▪ Emergency Management Bill Shifts Costs to LG – 17 August 2005COR-33 ▪ Member for Riverton is Out of Touch.....COR-34
<p>➤ Information from Human Resources Blue Divider</p>	<ul style="list-style-type: none"> ▪ Employee Movements..... HR-1
Information to Standing Committees	
<p>➤ City Strategy Lilac Divider</p>	<p>Outstanding Matters</p> <ul style="list-style-type: none"> ▪ Progress Report on Contingency, Operational & Strategic Projects..... CS-1 ▪ Report on Outstanding Matters – City Strategy Committee CS-12 <p>Financial & Corporate Reports</p> <ul style="list-style-type: none"> ▪ Accounting Services Report – July 2005 CS-13 ▪ CCP – Milestone 5 Report CS-18
<p>➤ Development Services Yellow Divider</p>	<ul style="list-style-type: none"> ▪ Report on Outstanding Matters – Development Services Committee..... D-1 ▪ Health Services Manager's Report for July 2005 D-3 ▪ School Immunisation Program..... D-9 ▪ Planning Services Manager's Report for July 2005..... D-10 ▪ Planning Applications Monthly Statistics – July 2005 D-14 ▪ Town Planning Scheme No.2 – Amendment Action Table..... D-21 ▪ PAW Closure Report – Significant Actions during July 2005..... D-24 ▪ Compliance Officer's Report for July 2005..... D-25 ▪ Building Services Manager's Report & Building Statistics – June 2005..... D-27 ▪ Building Applications Monthly Statistics – July 2005..... D-28
<p>➤ Technical Services Green Divider</p>	<ul style="list-style-type: none"> ▪ Nil
<p>➤ Community Services Beige Divider</p>	<ul style="list-style-type: none"> ▪ Nil



WESTERN AUSTRALIAN
LOCAL GOVERNMENT ASSOCIATION

Local Government News

Issue No.31.05

12 August 2005

HEADLINES

- LOCAL GOVERNMENT WEEK 2005
- RAMBO THE AMBO SILENT AUCTION
- THE BUSINESS OF LOCAL GOVERNMENT
- AUSTRALIAN OF THE YEAR AWARDS 2006
- NEIGHBOURHOOD WATCH REVIEW UPDATE
- STAY ON YOUR FEET WA (SOYFWA)
- SYMPOSIUM – DRUGS AT WORK 2005: POLICY & PRACTICE
- ASIA PACIFIC CITIES SUMMIT (APCS)
- 2005 WESTERN AUSTRALIA YOUNG ACHIEVER AWARDS

MAILBAG

- MWAC INFORMATION BULLETIN AUGUST 2005 ISSUE 80
- INFOPAGE - THIRD HEAVY VEHICLE ROAD PRICING DETERMINATION

ISSUES UPDATE

LOCAL GOVERNMENT WEEK 2005

Thank you to everyone that participated in and contributed to Local Government Week 2005. It was a great success.

Please remember to return your feedback forms as soon as possible.

For further information, please contact Workplace Solutions Support Officer, Kristy Faulkner, on (08) 9213 2097 or email kfaulkner@walga.asn.au.

RAMBO THE AMBO SILENT AUCTION

The Association thanks everyone who visited the Country Medical Foundation Booth during Local Government Week. The Rambo the Ambo Silent Auction and your generous bidding raised \$5,693 for the beneficiaries: Country Medical Foundation and St John Ambulance Country Sub Centres. We all had a great time – thanks again.

THE BUSINESS OF LOCAL GOVERNMENT

The Association, in partnership with the Australian Institute of Company Directors (AICD), has developed this exciting one-day programme to look at what it really means to do governance well, and how to strive for the ideal relationship between the Board and management.

Designed especially for Council Leadership and Executive Teams, this course explores and defines how to go about setting and promoting the standard, leaving personal issues at the door, and dealing with the business at hand to strike the right balance to achieve success.

Date: **Wednesday 17 August**
Time: 9.00am to 4.00pm
Venue: Local Government House
15 Altona Street, West Perth
Cost: 1\$550 (inc GST)

To register or for further information, please contact Eleanor Foy from AICD, on (08) 9322 7400, or email EFoy@companydirectors.com.au.

AUSTRALIAN OF THE YEAR AWARDS 2006

You are invited to nominate a friend, family member, community leader, colleague, or even someone famous for the Australian of the Year Awards 2006. This is your opportunity to recognise and reward someone who makes you proud to be an Australian in one or more of the following categories:

- Australian of the Year;
- Senior Australian of the Year (60 years and over);
- Young Australian of the Year (16 to 25 years); and
- Local Hero

Nominations close on **Monday 29 August**.

For further information, please visit www.australianoftheyear.gov.au or contact 1300 655 193.

NEIGHBOURHOOD WATCH REVIEW UPDATE

The Neighbourhood Watch Program is under review. A Strategic Position Paper and a five-year business plan have been prepared. Broadly, the review recommends a revised organisational structure and business focus to ensure that the Program is able to meet the complexities of operating effectively in a changing society.

The review also recommends a number of new initiatives to influence the wider community and will expand the use of Neighbourhood Watch programs and volunteers by Police as a flagship and support for all community safety and crime prevention programs. Community members and Local Governments are key partners in this endeavour which is closely aligned to the State Community Safety and Crime Prevention Strategy and the Western Australia Police Frontline First philosophy on making our community the priority.

The Paper will be released and a series of information workshops will be held with stakeholders.

For further information, please contact Community Policy Officer, Jodie Holbrook, on (08) 9213 2044 or email jholbrook@walga.asn.au.

STAY ON YOUR FEET WA (SOYFWA)

The Department of Health has distributed information and new resources for Stay on Your Feet WA™ (SOYFWA™).

SOYFWA is a state-wide falls prevention program for seniors based on positive and active ageing. A range of strategies are being used to change seniors' attitudes and knowledge of falls and prevention, and to assist them in taking control and managing risk factors for falls.

The program also reaches the wider community, including family and friends of seniors, and works to engage and strengthen community action.

The video *Steps to Stay on Your Feet* will be sent to Councils throughout Western Australia. The video provides information about how people over 60 years can remain active, mobile and independent by preventing falls. The video can be used in combination with the SOYFWA booklet, checklist and brochure.

Resources are also available in other languages, as well as formats suitable with vision impairment.

Italian, Chinese and Polish translations are available on the Stay on Your Feet WA website www.stayonyourfeet.com.au or by calling Multicultural Aged Care Services on 9346 8149.

Large print, Braille and audio formats are also available by calling the Injury Prevention Branch, Department of Health, on (08) 9222 2135.

For further information and standard copies of Stay on Your Feet WA™ resources, please visit www.population.health.wa.gov.au/ordering or call HealthInfo on 1300 135 030.

SYMPOSIUM – DRUGS AT WORK 2005: POLICY AND PRACTICE

A Symposium, *Drugs at Work 2005: Policy and Practice* will be held at the Esplanade Hotel, Fremantle from **Monday 19 September** to **Tuesday 20 September**.

Industrial Relations Chief Commissioner, Tony Beech, WorkSafe Commissioner, Nina Lyhne, academics and leaders in the field of alcohol and other drugs will discuss current policy and practice in the increasingly complex area of alcohol and other drug use in the workplace.

Delegates will be given a unique opportunity to explore the nature and extent of alcohol and other drug-related harm in the workplace; the responsibilities and rights of employers and employees; and the legal and policy framework for responding to alcohol and other drugs in the workplace. An intensive practical workshop on the second day will enable delegates to develop (or revisit) policies and practices for use in their workplace.

For further information and registration details, please visit the Drug and Alcohol Office website www.dao.health.wa.gov.au.

ASIA PACIFIC CITIES SUMMIT (APCS)

The fifth Asia Pacific Cities Summit will be staged in the City of Chongqing, China from **Tuesday 11 October** to **Friday 14 October**. It will be a unique learning and networking opportunity for civic and business leaders committed to regional cooperation.

It will offer an intensive program to challenge thinking, outline new approaches and provide opportunities to make valuable new contacts from around the region.

Participants will also gain a “behind the scenes” view of the emergence of Chongqing, a major new economic centre in the world’s most powerful, emerging market.

The Asia Pacific Cities Summit was initiated by the City of Brisbane in 1996, and has grown to become the key government to business networking event in our region.

For further information, please visit www.apcsummit.org, contact the APCS Secretariat on (07) 3403 5252 or email apcs@brisbane.qld.gov.au

2005 WESTERN AUSTRALIA YOUNG ACHIEVER AWARD

The 2005 Western Australian Young Achiever Awards endeavour to recognise Western Australia's outstanding young achiever's in the 14 to 26 age group in the arenas of art, sport, community service, regional initiative, science and technology, career achievement and the environment.

Nominations close at 5 pm on **Friday 14 October**. The winners will be announced at the Awards Gala Presentation Dinner to be held on **Friday 16 December** at The Sheraton Perth Hotel's Grand Ballroom.

For further information, please visit www.awardsaustralia.com.

MEDIA RELEASES

5 August	Local Government Week Looks to a Sustainable Future
6 August	Council Consolidation a Step Closer
6 August	Future of Local Government on the Agenda
7 August	Community Decline in Focus at Local Government Week
7 August	Calls to Arms on Local Government Week
7 August	A Lifetime of Outstanding Service
7 August	Banners in the Terrace Winners 2005

DIARY DATES

23-26 August	Waste & Recycle Conference
29 August	October State Council Agenda Deadline
19 September	South Metropolitan Zone
22 September	Goldfields Esperance Zone
23 September	South West Zone
27 September	Gascoyne Country Zone
28 September	South East Metropolitan Zone
29 September	Great Eastern Country Zone
29 September	Central Metropolitan Zone
29 September	Peel Zone
29 September	North Metropolitan Zone
29 September	East Metropolitan Zone
30 September	Pilbara Country Zone
30 September	Central Country Zone
3 October	Northern Country Zone
5 October	State Council
31 October	December State Council Agenda Deadline
18 November	Murchison
24 November	Esperance-Eastern Goldfields Zone
25 November	South East Zone
28 November	Pilbara Country Zone
28 November	Northern Country Zone
28 November	Gascoyne Country Zone
28 November	South Metropolitan Zone
30 November	South East Metropolitan Zone
1 December	Peel Zone



WESTERN AUSTRALIAN
LOCAL GOVERNMENT ASSOCIATION

Local Government News

Issue No.32.05

19 August 2005

HEADLINES

- COUNCIL BUSINESS SYSTEM
- TENDER FOR GRAFFITI REMOVAL MATERIALS
- CONNECT AUSTRALIA – A PLAN TO FUTURE PROOF TELECOMMUNICATIONS
- NEW OFFER FROM BILL EXPRESS
- OFFICER – PROFESSIONAL DEVELOPMENT
- FINDING THE BEST MEDICINE
- DISABILITY EQUIPMENT GRANT FUNDING AVAILABLE

MAILBAG

- CONNECT AUSTRALIA – MEDIA PACK

ISSUES UPDATE

COUNCIL BUSINESS SYSTEM

The Association has recently launched a Preferred Supplier arrangement for Council Business Systems with Technology One. A boardroom presentation will be hosted on **Friday 2 September** to present this new extensible contract offer which is now available for direct Local Government access. Registration for this session is essential.

This contract is designed to meet the needs of medium to large Councils. A future project is being designed to expand panel arrangements with the listing of suppliers for smaller Councils.

For further information, please contact Services Manager, Andrew Blitz, on (08) 9213 2046 or email ablitz@walga.asn.au.

TENDER FOR GRAFFITI REMOVAL MATERIALS

Following the recent graffiti survey and subsequent forums with Councils, the Association was requested to proceed to tender for the supply of graffiti removal products and materials. This project has commended and input from Councils is now sought as to the types of products and materials required.

For further information, or to accessing this supply arrangement, please contact Services Manager, Brian O'Mara, on (08) 9213 2070 or email bomara@walga.asn.au with the name and contact details of an appropriate contact point within your Council.

CONNECT AUSTRALIA – A PLAN TO FUTURE PROOF TELECOMMUNICATIONS

The Federal Government announced a comprehensive communications package called *Connect Australia* to give Australians access to first-class telecommunications services with a

\$1.1 billion roll-out of broadband, new regional clever networks, mobile services and Indigenous telecommunications.

For further information, please contact Assistant Media Advisor from the Office of Senator the Hon Helen Coonan, Natasha Maclaren-Jones on (02) 9223 4388.

NEW OFFER FROM BILL EXPRESS

As advised in recent correspondence to all CEOs, more than 70 Councils have taken the opportunity to utilise the new bill payment service with *Bill EXPRESS*. Many smaller Councils, however, have not progressed, citing the set up costs (of \$1400 or \$40 per month) as a deterrent. The Association and *Bill EXPRESS* have noted this response and can no offer an alternate bill payment package ideal for smaller Councils. Transaction Costs will be 30 cents for internet and telephone, and \$1.35 for over the counter payments via the newsagency network.

A very competitive merchant service fee rate is also available from *Bill EXPRESS*. This pricing can achieve savings of many thousands of dollars when compared to the current pricing from alternate suppliers.

For further information, please contact Services Manager, Brian O'Mara, on (08) 9213 2070 or email bomara@walga.asn.au.

OFFICER – PROFESSIONAL DEVELOPMENT

Essential Human Resource Skills

This course has been designed to provide Chief Executive Officers, Managers and Supervisors with an overview of the two main Local Government awards with an emphasis on how the awards impact on employment issues. It will also cover recruitment and termination of employment and highlight important requirements that Councils need to be aware of.

Date: **Friday 16 September**
Time: 9.00 am to 4.30 pm
Venue: WA Local Government Association
Cost: \$297 (incl GST) for Workplace Solutions Members
\$324.50 (incl GST) for non-members

Rates on Local Government - Clerical

Participants will improve their understanding of the role and duties of Rates Officer and gain confidence with evaluations rating problems, electoral votes, exemptions and pensioners in accordance with the Local Government Act.

Date: **Monday 19 September**
Time: 9.00 am to 4.30 pm
Venue: WA Local Government Association
Cost: \$297 (incl GST) for Workplace Solutions Members
\$324.50 (incl GST) for non-members

Rates in Local Government – Advanced

Participants will become more confident with handling and resolving rating problems and will improve their knowledge of legal options in relation to exemptions, collection and entitlements as well as the procedure of issuing a summons.

Date: **Tuesday 20 September**
Time: 9.00 am to 4.30 pm
Venue: WA Local Government Association
Cost: \$297 (incl GST) for Workplace Solutions Members
\$324.50 (incl GST) for non-members

Introduction to Local Government Finance

This module aims to improve the participants understanding and knowledge of financial instruments, standards and processes undertaken by Local Government and how the roles and responsibilities of the various team members interact.

Date: **Friday 30 September**
Time: 9.00 am to 4.30 pm
Venue: WA Local Government Association
Cost: \$297 (incl GST) for Workplace Solutions Members
\$324.50 (incl GST) for non-members

To register or for further information, please contact Training Coordinator, Heather Bewsher, on (08) 9213 2098 or hbewsher@walga.asn.au.

FINDING THE BEST MEDICINE

The Association's publication, *Finding the Best Medicine*, which contains information specifically for Local Government on issues relating to the attraction and retention of GP's, is now available online. The document can be downloaded from: www.councils.wa.gov.au/directory/news_room/publications/reports/medicine/download.

For further information, please contact Policy Manager Community, Michelle Mackenzie, on (08) 9213 2065 or email mmackenzie@walga.asn.au.

DISABILITY EQUIPMENT GRANT FUNDING AVAILABLE

The State Government has released additional one-off grant funding for people with disabilities. Two grants are being administered by the Independent Living Centre. The grants are for essential equipment for individuals, not currently available under the CAEP scheme, and for Local Government authorities and disability providers to improve access for people with disabilities.

Additional funding for the Equipment for Living Grants is available and will be administered as two grants.

- Individual Grants – administered in two rounds. Closing date for round one is **Friday 16 September**.
- Local Government & Disability Provider Grants – one round only for Local Government Authorities (LGA) and Disability Services Commission (DSC) funded services. Joint venture submissions will be regarded favourably. Closing date is **Friday 18 November**.

The **Older Carer Equipment Grant** funding will be available for sons and daughters with disabilities who are cared for by older family members (65 yrs and over, 50 yrs and over if Indigenous). It is acknowledged that the older family carer may be someone other than the natural parent. The closing date for Older Carer Grant is **Friday 7 October**.

The above grants were advertised in The West Australian on Wednesday 17 August.

For further information, please contact the Independent Living Centre of WA on 1300 885 886 or email general@ilc.com.au or visit the website www.ilc.com.au and click on "What's New?"

MEDIA RELEASES

17 August Emergency Management Bill Shifts Costs to Local Communities

DIARY DATES

23-26 August	Waste & Recycle Conference
29 August	October State Council Agenda Deadline
19 September	South Metropolitan Zone
22 September	Goldfields Esperance
23 September	South West Zone
27 September	Gascoyne Country Zone
28 September	South East Metropolitan Zone
29 September	Great Eastern Country Zone
29 September	Central Metropolitan Zone
29 September	Peel Zone
29 September	North Metropolitan Zone
29 September	East Metropolitan Zone
30 September	Pilbara Country Zone
30 September	Central Country Zone
03 October	Northern Country Zone
05 October	State Council
31 October	December State Council Agenda Deadline
18 November	Murchison
24 November	Esperance-Eastern Goldfields Zone
25 November	South East Zone
28 November	Pilbara Country Zone
28 November	Northern Country Zone
28 November	Gascoyne Country Zone
28 November	South Metropolitan Zone
30 November	South East Metropolitan Zone
01 December	Peel Zone
01 December	Great Eastern Country Zone
01 December	Central Country Zone
01 December	Central Metropolitan Zone
01 December	North Metropolitan Zone
01 December	East Metropolitan Zone
07 December	State Council



WESTERN AUSTRALIAN
LOCAL GOVERNMENT ASSOCIATION

Local Government News

Issue No.33.05

26 August 2005

HEADLINES

- CURRENT VACANCIES ON BOARDS & COMMITTEES
- OFFICER PROFESSIONAL DEVELOPMENT
- DESIGNING OUT CRIME PLANNING GUIDELINES INFORMATION FORUM
- LOCAL ACTIVITY GRANTS ROUND CLOSING
- COMMUNITY CULTURAL AND ARTS FACILITIES FUND (CCAFF)
- STATE-WIDE AMBULANCE CALLOUTS

MAILBAG

- LOCAL GOVERNMENT ALCOHOL PROJECT SURVEY
- PHYSICAL ACTIVITY TASKFORCE BROCHURE
- GRAFFITI LOCAL LAWS
- INFOPAGE – FOOD BILL
- INFOPAGE – EVALUATION OF STATE BLACK SPOT PROGRAM
- INFOPAGE – REMOVAL OF SCHEDULE 2 FROM THE ENVIRONMENTAL PROTECTION REGULATIONS
- SUMMARY OF VACANCIES ON BOARDS & COMMITTEES

ISSUES UPDATE

CURRENT VACANCIES ON BOARDS & COMMITTEES

The Association is please to advise that the current round of vacancies is now open. The closing date is **COB Thursday 15 September**. Late nominations will not be accepted. Please email your completed applications (no signature required) to nominations@walga.asn.au.

- Board of Australia Golden Outback
- Geographic Names Committee
- Local Government Grants Commission
- Local Health Authorities Analytical Committee – 1 Country Member (re-advertised) and 2 Metropolitan Members
- Metropolitan Emergency Management Executive Group (re-advertised)
- Regional Housing Standing Committee (re-advertised)

For further information on all of the above positions, please visit www.walga.asn.au/policy/committees/committees_index.htm, or for Vacancy Notices and Nomination Forms, please visit www.walga.asn.au/about_lg/vacancies. For information about the nomination process, please contact Corporate Services Support Officer on (08) 9213 2013 or email mnielsen@walga.asn.au.

OFFICER PROFESSIONAL DEVELOPMENT

Essential Human Resources Skills

This course has been designed to provide Chief Executive Officers, Managers and Supervisors with an overview of the two main Local Government awards with an emphasis on how the awards impact employment issues. It will also cover recruitment and termination of employment, and highlight important requirements of which Councils need to be aware.

Date: **Friday 16 September**
Time: 9.00 am to 4.30 pm
Venue: Local Government House
15 Altona Street, West Perth
Cost: \$297 (incl GST) for Workplace Solutions Members
\$324.50 (incl GST) for non-members

Introduction to Local Government Finance

This module aims to improve the participants understanding and knowledge of financial instruments, standards and processes undertaken by Local Government. As well as how the roles and responsibilities of the various team members interact.

Date: **Friday 30 September**
Time: 9.00 am to 4.30 pm
Venue: Local Government House
15 Altona Street, West Perth
Cost: \$297 (incl GST) for Workplace Solutions Members
\$324.50 (incl GST) for non-members

To register or for further information, please contact Training Coordinator, Heather Bewsher, on (08) 9213 2098, or email hbewsher@walga.asn.au.

NEW PUBLIC HEALTH ACT

The period for consultation on the new *Public Health Act Discussion Paper* has been extended by two months. The closing date for submissions is now **Wednesday 30 November**. The Discussion Paper is available at www.newpublichealthact.health.wa.gov.au.

The Association is preparing a response to the issues raised in the Paper for circulation and feedback from all Councils to be released in mid-September. In addition, a Reference Group will be established to work with the Association on the new Act.

The Association, in conjunction with the Department of Health, will organise a series of state-wide workshops. The purpose of the workshops is to provide information on the Discussion Paper and to solicit feedback from Local Government on the proposed new direction. An independent facilitator has been engaged by the Department to run the workshops. Details should be available in early September. Information from the workshops will assist in developing the Association's position.

For further information, please contact Policy Manager Community, Michelle Mackenzie, on (08) 9213 2065 or email mmackenzie@walga.asn.au.

DESIGNING OUT CRIME PLANNING GUIDELINES INFORMATION FORUM

The Association invites senior planning officers and community development officers to attend a forum on the draft *Designing Out Crime Planning Guidelines Outline*.

Date: **Tuesday 6 September**
Time: 10:00am to 11:30am
Venue: Local Government House
Boardroom, Level 1
15 Altona Street, West Perth

Light refreshments will be available.

The forum will focus on developing ideas on appropriate mechanisms to ensure that the guidelines are up-to-date and respond to Local Government policy requirements and emerging trends.

*The guidelines can be viewed at www.wapc.wa.gov.au/Publications/604.aspx and are open for comment until **Friday 30 September**. For further information and to RSVP by **Friday 2 September**, please contact Karen Hyde or Tania Scott at Syme Marmion & Co, on (08) 9485 1766.*

LOCAL ACTIVITY GRANTS ROUND CLOSING

A reminder, the Local Activity Grant program applications close on **Wednesday 7 September**. The grants are a collaborative effort between the Association and the Premier's Physical Activity Taskforce, made available through a Lotterywest grant.

The Grants are designed to encourage new and innovative approaches to increasing physical activity.

Matched Grant applications of between \$5,000 and \$30,000 are eligible for consideration and must be made by Councils. This round features bonus funding for applications that demonstrate partnerships and funding for small capital items such as water fountains, bike racks and seats.

Community organisations can liaise with the relevant Councils for the purpose of applying for this Grant. Consideration may be given to in-kind contributions from regional Councils.

Projects could include:

- Audit of local environment (streetscapes, public spaces etc) for features which support physical activity and develop a strategy to increase physical activity opportunities.
- Redesigning current Public Open Space to increase physical activity.
- Plan for the development of an Active Urban Trail.
- Review of paths and development of a plan to ensure a connected network.
- Establishment of walking groups/fitness programs.
- Development of a Physical Activity Plan.
- Target physical activity for culturally and linguistically diverse groups.

Download the guidelines and application at www.patf.dpc.wa.gov.au. For further information and to discuss potential projects, please contact Coordinator Physical Activity Projects, Jane Hannaford, on (08) 9382 5929 or email jhannaford@dpc.wa.gov.au.

COMMUNITY CULTURAL & ARTS FACILITIES FUND (CAFF)

Funding is now available to eligible not-for-profit arts and cultural organisations, and Local Government for a wide range of community cultural and arts infrastructure initiatives.

This fund is an opportunity for the community to consider a range of capital works development options. For example, multi-purpose facilities accommodating a range of art forms or cultural experiences can be built, or an existing facility modified, to better suit the needs of the arts and cultural organisations it houses.

All submissions must be received by Councils by **Friday 30 September**. Councils are required to ratify submissions at an Ordinary Council Meeting before forwarding submissions to the Department of Culture and the Arts by **Friday 4 November**.

The guidelines and application form are available at www.dca.wa.gov.au For further information, please contact CAFF Project Officer, Ellen Cressey, on (08) 9224 7452 or email Ellen.Cressey@dca.wa.gov.au.

STATE-WIDE AMBULANCE CALLOUTS

St John Ambulance have commenced a State-wide program of consolidating all ambulance calls for either emergency (using 000) or non-emergency (using 131 233) into their communications centre at Belmont.

This will mean that all emergency 000 calls will be received and dispatched through the communications centre, as well as all non-emergency calls on the State-wide 131 233 number.

This new process applies to all individuals and organisations requiring ambulance attendance, either emergency or non-emergency, including hospitals and doctors surgeries.

Between now and the end of 2005 all communities will be gradually brought onto the new system. Part of the process of changeover incorporates public awareness, as well as ensuring any calls made to old eight digit ambulance numbers are efficiently directed to the new system.

For further information, please contact St John Ambulance Manager of Volunteer Ambulance Service, Phil Benbow, on (08) 9334 1248 or email phil.benbow@ambulance.net.au.

DIARY DATES

19 September	South Metropolitan Zone
22 September	Goldfields Esperance Zone
23 September	South West Zone
27 September	Gascoyne Country Zone
28 September	South East Metropolitan Zone
29 September	Great Eastern Country Zone
29 September	Central Metropolitan Zone
29 September	Peel Zone
29 September	North Metropolitan Zone
29 September	East Metropolitan Zone
30 September	Pilbara Country Zone
30 September	Central Country Zone
03 October	Northern Country Zone
05 October	State Council



ALGA NEWS

'yes'
OPTUS

National News for Local Government

Friday 12 August 2005

Australian Local
Government Association

ISSN: 1447-980X

Councils key to harmony, ALGA to tell COAG security summit

ALGA will highlight the key role played by councils in promoting community harmony and preventing alienation of ethnic minorities at a special meeting of the Council of Australian Governments in late September and called to consider counter terrorism arrangements in wake of the London bombings. ALGA President, Cr Paul Bell, said he would outline the exemplary work being done by councils to promote inclusiveness and social cohesion within local communities. "This critically important work was showcased earlier this year at the Transformations Conference, jointly convened by the Federation of Ethnic Communities Councils, ALGA, UNESCO and the Australian National University," Cr Bell said. "I will press the case for additional funding for councils through initiatives such as the Australian Government's Living in Harmony Grants Program, now receiving just \$1.5 million a year." The COAG meeting will focus on a number of security issues including surface transport security, prevention of any advocacy of terrorism by engaging community and religious leaders, and enhancing community understanding of, and engagement in, the national counter-terrorism arrangements.




Insurance premiums stable



Two reports this week have confirmed that the days of rocketing insurance premiums have come and gone. The reports reveal that public liability insurance premiums fell by 4% in 2004, while professional indemnity premiums fell between 0.3% and 4%. The reports were compiled by the Australian Competition and Consumer Commission (ACCC) and the Australian Prudential Regulation Authority (APRA). ALGA has been a member of the Ministerial Forum on Insurance Issues which has driven the tort law reform agenda. ACCC Chairman Graeme Samuel said that most insurers believed that the number and cost of public liability claims, as well as average premiums, were lower in 2004 as a result of tort law reforms. They also anticipated further premium falls in 2005. The ACCC report found there was no substantial change in the average size of public liability claims settled in 2004, and both the number and frequency of claims incurred by insurers had remained relatively stable since 2002. "The ACCC expects any savings arising from tort reforms to feed through to lower premiums, Mr Samuels said.

Senate report calls for council broadband role

The Australian Government should fund local government to develop business models that focus on delivering affordable local broadband services to regional and remote Australians, according to a senate report released this week. The report by the Senate Environment, Communications, IT and Arts Committee has slammed poor service levels in regional areas. The committee heard many stories of "shockingly low" levels of service provided to Australians in rural and regional areas. The committee made a number of recommendations, including:



- The Australian Government implement all recommendations of the Estens Report
- An independent audit of the Government's implementation of the Estens Report
- Broader funding for the Higher Bandwidth Incentive Scheme (HIBIS)

Government members of the committee have published a dissenting report, saying they do not support the recommendations in the majority report.

From the President

ALGA is putting the finishing touches on a submission to the Australian Government calling for the injection of substantial new funds to help councils in regional areas enhance services through the use of information technology. The proposal will call for the injection of \$275 million over five years.



If funded, it will be a worthy successor to the local government component of the *Networking The Nation* program. The need for the program is clear. NTN made a substantial difference to regional Australia. The Australian Government deserves credit for that, but we need to capitalise on the gains and keep the momentum going. This will be important if we are to ensure regional communities can access the same enhanced level of service provision enjoyed by their metropolitan counterparts and while we were dotting the 'i's and crossing the 't's on a package for regional Australia, Telstra Chief, Sol Trujillo, was in Canberra this week outlining his own proposal to spend \$5 billion to 'hot-wire' the bush with fibre optic cable, wireless and satellite services. It appears that the penny has dropped at Telstra. Australia is well behind the eight ball when it comes to our communications infrastructure. This has been made abundantly clear in this week's Senate report, which found telecommunications services in the bush are continuing to fall below acceptable standards. Major new investment is needed, whether or not Telstra is sold, and while investing in regional telecommunications, we must also invest in local government so it can use the benefits of technology to enhance service delivery to the communities we serve.

Cr Paul Bell
ALGA President

ALGA launches research 'gateway'

Alga has today launched a new local government research 'portal', called the *'Local Government Research Gateway'*. The web based portal provides a search facility of all local government websites in Australia. ALGA President, Cr Paul Bell, said it was a great resource for finding out more about what councils do. *Gateway* allows users to find out key information about each council and makes it easy to search council websites. Users can search across all council websites by entering keywords in the search box. Searches can be restricted by

state and territory or by council type, with councils grouped into four categories: metropolitan, regional, rural and remote. *Gateway* has been developed by ALGA with funding provided by the Australian Government.

ALGA develops ageing toolbox

ALGA is developing an online 'toolbox' that will provide councils with the tools, resources and contacts to integrate population ageing issues into all aspects of local government operations. The project is expected to be completed in mid-2006. It will take councils through a step-by-step approach to developing a local ageing strategy. Experts will provide tips and hints and outline the kinds of initiatives that councils are adopting across Australia. The toolbox is being developed as part of ALGA's partnership with the Australian Government to engage local government in a planned and coordinated national approach to population ageing issues. For further information, email Alley Peck, Assistant Director, Health and Ageing Policy, alley.peck@alga.asn.au or call (02) 6122 9412.

MAV blasts state government over council sacking

The Municipal Association of Victoria yesterday expressed "total dismay" at the state government's decision to sack the Glen Eira City Council. MAV President, Cr Geoff Lake, said the announcement was an affront to all local government and flew in the face of basic democratic principles. He said the timing of the decision was "quite extraordinary", with an election less than four months away. "This is a decision that should be made by the people at the ballot box. It is the height of arrogance for the state government to pre-empt this choice," Cr Lake said. Victorian Local Government Minister, Candy Broad yesterday appointed an administrator to run the council until local elections in November. Her action follows a report by a municipal investigator who claimed the council was failing to provide "good government".

Plastic bag forum for councils

Clean Up Australia is hosting a free plastic bag forum for all NSW local councils on 8 September. The forum will be held in central Sydney. Supported by the Local Government Association of NSW and the NSW Department of Environment and Conservation, the forum aims to help councils reduce light-weight plastic carry bag use in their local area, get shoppers and retailers behind the initiative and start to prepare the community for a possible phase out of plastic bags. To register for the forum please contact Nicole Cotterill at Clean Up Australia on nicole@cleanup.com.au or (02) 9692 1218.

General Assembly: Call for motions

Councils and Regional Organisations of Councils are encouraged to submit motions on issues of national importance for debate at this year's National General Assembly of Local Government. In particular, notices of motion are sought in the areas of population and ageing, local government financing, environment, and infrastructure. ALGA looks forward to your council's participation at the General Assembly, to be held in Canberra on 7-10 November. Notices of motion must be received by ALGA by 9 September.

Review of child care standards

Federal, state and territory governments are reviewing processes for setting and implementing national child care standards. The review will examine the approach to standard setting to ensure standards reflect recent research or contemporary practice. The review will also look at current approaches to the promotion of quality in child care across Australia in regard to national standards, state and territory regulations, quality assurance and other initiatives. Submissions or comment can be made to the review via the review website. Further information is available from the Federal Department of Family and Community Services.

Help celebrate our map

Next year marks the 400th anniversary of the first recorded entry by European navigators into Australian waters and the commencement of the long process of charting our coasts. An organisation has been established – Australia on the Map (AOTM) – to commemorate these events. AOTM encourages councils to join the celebrations and mark the year with a range of suggested activities, including the naming of new streets or parks after the mariners and ships that made Australia known to the world. Further details from the AOTM website (www.australiaonthemap.org.au), or email the AOTM President, Peter Reynders, prbreynders@yahoo.com.au.

Women in Politics – Going Public



Former Democrats Leader, Cheryl Kernot, Shadow Health Minister, Julia Gillard and ALGA Board Member, Cr Lynn Mason, will be among the line-up of top speakers set to address an important conference for women in politics and the public sector in September. **Going Public**, to be held on September 15 and 16 at the Sydney Convention and Exhibition Centre, delivers a program focused on career and life issues for women working in local, state and federal government, and elected representatives. *Going Public* will be facilitated by author and journalist Anne Summers and officially opened by the Governor of NSW, Her Excellency Professor Marie Bashir.

To register see:

www.publicsectorevents.com.au or contact the Conference Director, Pamela Adams, by phone (02) 9223 9366 or email padams@padamsassociates.com.au.

The conference is being supported by ALGA.

Australian Small Bridges Conference



**October 12-13
Powerhouse Museum, Sydney**

The Australian Small Bridges Conference will provide a unique opportunity for councils and other road authorities to review legal, technical and financial issues involved in the testing, strengthening and replacement of small bridges in Australia including road and pedestrian bridges, as well as boardwalk structures.

The two day conference will be held in Sydney at the Powerhouse Museum between 12-13 October. Leading international and Australian bridge experts will address the vital issues of public liability, risk management, bridge asset management, funding issues, the scope of the New Bridge Code AS5100 requirements, inspection and assessment, load testing, monitoring of timber bridges, bridge materials, repair and strengthening and related technical matters.

With more than 30,000 small road bridges and many thousands more pedestrian bridges in Australia, local and state road authorities are facing enormous pressures as these bridges come to the end of their structural lives. The cost of replacing these bridges is in the many billions of dollars, and could impose a crushing burden on councils which are responsible for the vast majority of these, mostly, timber bridges.

This important conference will focus on legal, financial and technical solutions available to road authorities in their search for cost effective outcomes to improve the management of their ageing bridge assets.

The conference has a structured program of invited speakers to take delegates through all the major issues facing small bridges, and which equip them to more effectively manage bridge assets into the future. Presentations will include case studies focused on practical solutions to be put into practice immediately post conference.

The Conference Director, Scott Matthews, is an experienced road engineer. For details of the conference, see www.halledit.com.au/conferences/bridges or email Scott on scottm@halledit.com.au. To register, contact Denise on (03) 8534 5000 or email denise@halledit.com.au.

Forthcoming events

- International Conference on Engaging Communities (www.engagingcommunities2005.org/home.html), presented by: United Nations and Queensland Government, 14 – 17 August, Brisbane
- AusWIND 2005 Conference (www.auswea.com.au/auswea/), presented by: Australian Wind Energy Association (AusWEA), 16 – 19 August, Sydney
- International Public Works Conference (www.ipwea.org.au/adelaide2005/), hosted by: Adelaide Institute of Public Works Engineering Australia, 21 – 25 August, Adelaide
- Waste and Recycle 2005 – Defining Roles and Responsibilities to Achieve Viable Outcomes (www.wasteandrecycle.com.au/), hosted by: Western Australian Local Government Association, 23 – 26 August, Fremantle, Western Australia
- 109th LGAQ Annual Conference (www.lgaq.asn.au/portal/dt), hosted by: Local Government Association of Queensland, 29 August – 1 September, Brisbane
- Strata and Community Title in Australia for the 21st Century (www.griffith.edu.au/conference/sct2005/), hosted by: Griffith University's Service Industry Research Centre, 31 August – 3 September, Gold Coast, Queensland
- Just Communities Conference: Biennial National Conference (www.lgpro.com/lgcsaa), hosted by: Local Government Community Services Association of Australia, 26 – 28 October, Melbourne
- National General Assembly of Local Government (www.alga.asn.au), 6 – 10 November, Canberra

ALGA News is distributed by the by the Australian Local Government Association free to subscribers, every Friday. It presents information and news about Local -Government issues from a federal perspective. Distribution within Councils is encouraged. ALGA news can be read online each week at www.alga.asn.au/news. Back issues can be found at www.alga.asn.au/new/archive.

Advertising: To advertise in ALGA News please contact the Editor, Rohan Greenland, at rohan.greenland@alga.asn.au or phone (02) 6122 9434.

Australian Local Government Association
8 Geils Court, Deakin ACT 2600
Ph +61 +2 6122 9400 : Fx +61 +2 6122 9401
www.alga.asn.au





ALGA NEWS

'yes'
OPTUS

National News for Local Government

Friday 19 August 2005

Australian Local
Government Association

ISSN: 1447-980X

Positive meeting with PM

ALGA President, Cr Paul Bell, met with the Prime Minister this week on a variety of important issues facing local government. In a lengthy and congenial meeting Cr Bell and the Prime Minister discussed how local government can complement the counter-terrorism measures being adopted by the Australian Government. It was acknowledged that local government can play an important role in promoting community cohesion and inclusiveness. Examples include programs such as those run under Harmony Day, cultural and sporting events, and focussing communities on the attainment of common goals. Cr Bell also outlined local government's objectives of an Intergovernmental Agreement on cost shifting (IGA), highlighting the need for the three spheres of government to work together to allocate roles and responsibilities when mandates are transferred to local government, agree on principles that guide decision making about these mandates and once agreed, ensure the provision of adequate funding. The broader issue of local government financing was also discussed and Cr Bell reiterated local government's argument that the quantum of annual financial assistance from the Australian Government should be set at a percentage of Commonwealth taxation revenue of at least 1%. The Prime Minister indicated that he would seek advice from his officials on ALGA's case for access to secure, long term funding arrangements for local government.



Lloyd, Bell discuss scope for revenue study



This week, ALGA President, Cr Paul Bell, met with the Minister for Local Government, the Hon Jim Lloyd MP, to follow up on the government's response to the Fair Share Report. One of the key issues discussed was the potential scope for a proposed Productivity Commission study into local government own-source revenues. This proposed study is in response to one of the recommendations in the Fair Share Report, tabled in Parliament in November 2003. The Report findings demonstrated that local government is under resourced and is not

achieving a fair share of taxation revenue and called for the Productivity Commission to study revenue options.

SA study dispels myths of council "windfalls"

Meanwhile in South Australia, the Independent Inquiry into the Financial Sustainability of Local Government was released. The Report, commissioned by the Local Government Association of South Australia, was welcomed by their President Cr John Legoe, "It is now very apparent that far from myths that Councils are awash with funds because of property valuation growth, most are running deficit budgets and are struggling to meet the needs of communities. "Councils have put the needs and demands of communities ahead of their own financial



sustainability and falls in the growth of federal and state government funding since the late 1980s are partially to blame for the current position of Councils," he said. ALGA President, Cr Bell, also welcomed the report noting that many of the conclusions made in the Report support ALGA's call for a fair share of Commonwealth taxation revenue. "This report proves that Councils simply do not have the revenue to meet existing service expectations, renew or replace infrastructure and keep upgrading environmental and other standards."

From the President

Historically, local government has been seen to be responsible for the "three Rs" - roads, rates and rubbish - and we have long argued that local government extends far beyond these traditional council services. This week I want to focus on what I'm calling the "three Ts" - Telstra, Terrorism and Taxation sharing.



The fact that local government is actively involved in debates on all of these issues aptly demonstrates the sophisticated thinking and elevated role of local government in our federation. After a very productive meeting with the Prime Minister, the Hon John Howard MP, I am completely convinced that local government has a key role in three of the most important and current national issues. I have talked about these in past columns, but I think they bear reflection and further emphasis today.

The sale of Telstra will continue to be a hot topic for local government and the broader community for the foreseeable future. Local government's primary concern must and does remain the provision of quality, reliable and affordable access to telecommunications services throughout Australia.

When it comes to combating terrorism, local government must play a leadership role in building strong, inclusive and unified communities. We must never lose sight of the importance of social cohesion as a tool that counters the threat of terrorism. Local Government has an excellent track record in the implementation of a wide range of local engagement strategies such as multi-faith functions, Harmony Day activities, sporting activities - the list goes on. This engagement with our community was recognised earlier this year by the then Minister for Citizenship, Peter McGauran, at the Transformations Conference. Indeed, the Australian Government acknowledges the important role that we play in counter-terrorism and next week, together with the Attorney General, Phillip Ruddock, I will launch Working together to manage emergencies - a \$30 million Australian Government initiative that will assist local government to further strengthen our ability to plan for, mitigate and manage emergencies. This is an excellent initiative and we are very pleased to be involved.

The final "T" - Taxation Sharing for local government - is something that we all need to continue to fight hard for. A strong and financially sustainable local government sector throughout Australia is absolutely critical to the strength of Australia's democracy. To achieve this, local government needs access to secure, long term funding - funding that grows in line with the growth in the economy. In this regard local government's case for a fair share of

Commonwealth taxation revenue is an essential building block and we look forward to the development of the scope for the proposed revenue study that is to be undertaken by the Productivity Commission. I was extremely pleased to have had the opportunity to meet with the Prime Minister this week and I look forward to hosting him at this year's National General Assembly.

Cr Paul Bell
ALGA President

Lloyd attending general assembly

The Hon Jim Lloyd, Minister for Local Government, will address the delegates at this year's National General Assembly of Local Government on Thursday 10 November. Minister Lloyd will be in good company, being one of many senior Parliamentarians to address our delegates at this year's event. The Prime Minister, John Howard, will open this year's National General Assembly and Kim Beazley, Leader of the Opposition, will address the delegates during the closing session. The Shadow Minister for Sport and Recreation, Senator Kate Lundy, will also address delegates at a breakfast hosted by the Australian Local Government Women's Association. Early bird registrations to the event close next month – be sure to register early and save.

Cabinet approves sale of Telstra

On Wednesday the Government Joint Party Room approved the Government's plan to sell its remaining 51% interest in Telstra. The sale legislation will be introduced when parliament resumes in two weeks time. Conditions attached to the sale include what will be known as a Connect Australia commitment, including a \$1.1 billion rollout broadband, new regional clever networks, mobile services and valuable services for indigenous communities. In addition, it is proposed to establish a \$2 billion dedicated Communications Fund, the earnings of which will be available to provide new communications services for rural Australia. ALGA's State of the Regions Report 2005-06, written by National Economics, will provide a commentary on the impact of telecommunications in regional Australia. The report will be launched at this year's Regional Cooperation and Development Forum held in conjunction with National General Assembly of Local Government in Canberra 7-10 November.

Final countdown for red tape funding

Local governments have two weeks to submit their applications for a slice of the \$50 million funding to reduce red tape for small business under the Australian Government's new Regulation Reduction Incentive Fund. A series of seminars in capital cities and regional venues on the incentive fund, launched on 5 July, have just been completed and councils are reminded they have until 31 August 2005 to lodge their application for funding.

Submissions on water reforms

The National Water Commission is undertaking a National Competition Policy (NCP) assessment of progress on the implementation of COAG water reforms. The Commission has released the 2005 Water Reform Assessment Framework, which includes the 2005 NCP Assessment Framework of states' and territories' water reform progress. As with previous NCP assessments, the Commission is providing an opportunity for interested parties to comment on state and territory governments' progress. The 2005 Water Reform Assessment Framework was recently released and details of the submission process are outlined in the document. Public submissions close on 16 September 2005. For further information, please contact Mr Noel Beynon, National Water Commission, noel.beynon@nwc.gov.au or telephone (02) 6102 6050.

Nominate an Aussie who makes us proud

Nominations for the Australian of the Year Awards 2006 are open and you are encouraged to nominate someone who makes you proud to be Australian. There are four categories for the Australian of the Year Awards: **Australian of the year; Young Australian of the Year; Senior Australian of the Year; and Local Hero**. This is an opportunity to recognise outstanding Australian citizens in all fields including art, media and entertainment, business, charity, education, environment, indigenous / ethnic services, medicine / science, technology / engineering and sport. Nominations close on 29 August 2005.

A new energy in Sister Cities

The 2005 Sister Cities Association Conference will be held in Latrobe City Council 25-28 September 2005. The program will include cultural workshops and high profile guest speakers, including George Negus, Phoebe Fraser, Ken Judge and Kim Hughes. Federal Minister for Citizenship and Multicultural Affairs, Peter McGauran, will address delegates in the Opening Ceremony. For further details about the event, contact Yuki Poole, yukipo@latrobe.vic.gov.au, or call (03) 5128 5624.

Asia Pacific cities summit

The 4th annual CEO Insights Forum is being held in conjunction with the Asia Pacific Cities Summit to be held in Chongqing, China, on 11-14 October. The Forum will address broad macro-economic and business strategy and management issues and cover additional topics of significant interest to business and government leaders, including infrastructure, energy, corporate social responsibility and social issues.

A new era for the planning profession

Councils play a critical role in designing communities and making them liveable, sustainable and vibrant places. Planning Institute of Australia (PIA) aims to improve the professional standing of planners and the recognition of the skills and training involved in obtaining and maintaining professional capabilities through certification of planning professionals. From July 2006 PIA will introduce the Certified Practising Planner (CPP). For more information on the certification process and requirements contact PIA on (02) 6262 5933.

Women in Politics – Going Public



Former Democrats Leader, Cheryl Kernot, Shadow Health Minister, Julia Gillard and ALGA Board Member, Cr Lynn Mason, will be among the line-up of top speakers set to address an important conference for women in politics and the public sector in September. **Going Public**, to be held on September 15 and 16 at the Sydney Convention and Exhibition Centre, delivers a program focused on career and life issues for women working in local, state and federal government, and elected representatives. *Going Public* will be facilitated by author and journalist Anne Summers and officially opened by the Governor of NSW, Her Excellency Professor Marie Bashir.

To register see:

www.publicsectorevents.com.au or contact the Conference Director, Pamela Adams, by phone (02) 9223 9366 or email padams@padamsassociates.com.au.

The conference is being supported by ALGA.

Australian Small Bridges Conference



**October 12-13
Powerhouse Museum, Sydney**

The Australian Small Bridges Conference will provide a unique opportunity for councils and other road authorities to review legal, technical and financial issues involved in the testing, strengthening and replacement of small bridges in Australia including road and pedestrian bridges, as well as boardwalk structures.

The two day conference will be held in Sydney at the Powerhouse Museum between 12-13 October. Leading international and Australian bridge experts will address the vital issues of public liability, risk management, bridge asset management, funding issues, the scope of the New Bridge Code AS5100 requirements, inspection and assessment, load testing, monitoring of timber bridges, bridge materials, repair and strengthening and related technical matters.

With more than 30,000 small road bridges and many thousands more pedestrian bridges in Australia, local and state road authorities are facing enormous pressures as these bridges come to the end of their structural lives. The cost of replacing these bridges is in the many billions of dollars, and could impose a crushing burden on councils which are responsible for the vast majority of these, mostly, timber bridges.

This important conference will focus on legal, financial and technical solutions available to road authorities in their search for cost effective outcomes to improve the management of their ageing bridge assets.

The conference has a structured program of invited speakers to take delegates through all the major issues facing small bridges, and which equip them to more effectively manage bridge assets into the future. Presentations will include case studies focused on practical solutions to be put into practice immediately post conference.

The Conference Director, Scott Matthews, is an experienced road engineer. For details of the conference, see www.halledit.com.au/conferences/bridges or email Scott on scottm@halledit.com.au. To register, contact Denise on (03) 8534 5000 or email denise@halledit.com.au.

Forthcoming events

- International Public Works Conference (www.ipwea.org.au/adelaide2005/), hosted by: Adelaide Institute of Public Works Engineering Australia, 21 – 25 August, Adelaide
- Waste and Recycle 2005 – Defining Roles and Responsibilities to Achieve Viable Outcomes (www.wasteandrecycle.com.au/), hosted by: Western Australian Local Government Association, 23 – 26 August, Fremantle, Western Australia
- 109th LGAQ Annual Conference (www.lgaq.asn.au/portal/dt), hosted by: Local Government Association of Queensland, 29 August – 1 September, Brisbane
- Strata and Community Title in Australia for the 21st Century (www.griffith.edu.au/conference/sct2005/), hosted by: Griffith University's Service Industry Research Centre, 31 August – 3 September, Gold Coast, Queensland
- Just Communities Conference – Biennial National Conference (www.lgpro.com/lgcsaa), hosted by: Local Government Community Services Association of Australia, 26 – 28 October, Melbourne
- National General Assembly of Local Government (www.alga.asn.au), 6 – 10 November, Canberra

ALGA News is distributed by the by the Australian Local Government Association free to subscribers, every Friday. It presents information and news about Local Government issues from a federal perspective. Distribution within Councils is encouraged. ALGA news can be read online each week at www.alga.asn.au/news. Back issues can be found at www.alga.asn.au/new/archive.

Advertising: To advertise in ALGA News please contact the Editor, Rohan Greenland, at rohan.greenland@alga.asn.au or phone (02) 6122 9434.

Australian Local Government Association
8 Geils Court, Deakin ACT 2600
Ph +61 +2 6122 9400 : Fx +61 +2 6122 9401
www.alga.asn.au





ALGA NEWS

'yes'
OPTUS

National News for Local Government


Friday 26 August 2005

Australian Local
Government Association

ISSN: 1447-980X

Wide-ranging roundtable finds common ground

This week Federal Local Government Minister, Jim Lloyd, met with ALGA President, Cr Paul Bell, and the presidents of the state and territory local government associations in Adelaide for their annual roundtable. The roundtable discussions covered a range of matters of concern to the Commonwealth and local government including the progress on implementing policies agreed in the government response to the Fair Share Report into cost shifting, roads and transport issues, local government funding and policy proposals for future local government grant programs. The annual roundtable is an important aspect of the closely collaborative relationship between the Commonwealth and local governments. Cr Bell said after the meeting that he appreciated Minister Lloyd's continuing support of the roundtable process.



Working together to manage emergencies launched

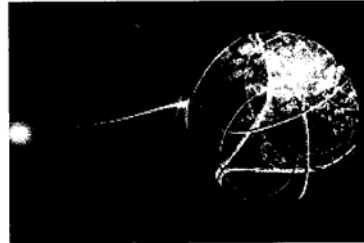


On Monday, ALGA President, Cr Paul Bell, together with the Attorney-General, Philip Ruddock MP, jointly launched an initiative to assess and enhance the emergency management roles and responsibilities of local government. A grant of \$473,000 has been approved for ALGA to undertake a range of activities designed to provide councils with the assistance in preparing communities to cope with a range of hazards, including the threat of terrorism. The funding will enable ALGA to conduct a stock take of current activities to

identify best practice in disaster mitigation and land use planning, protection of critical infrastructure, involvement in response and recovery, and emergency consequence management associated with community facilities. The ALGA project is funded under the Government's Working Together to Manage Emergencies initiative managed by Emergency Management Australia and will be examined at the National General Assembly of Local Government symposia Working Together to Manage Emergencies being held in Canberra 7-10 November,

Ministerial Online Council supports broadband

ALGA representatives joined Ministers from federal and state governments at a Ministerial Online Council Meeting in Perth this week. The Online Council acknowledged that government support is needed to ensure the availability and effective use of broadband, particularly in key sectors such as health, education and local government. Another key issue agreed by the Council is the challenge of building and maintaining sustainable, competitive and world-class information and communications technology (ICT) across Australia. This year's State of the Regions Report, the second on a two-part series on infrastructure to be launched at the Regional Cooperation and Development Forum, will include a special focus on telecommunications; while the Regional Forum session ICT in the community will present practical examples of ICT benefits to communities, such as learning communities.



From the President

Most people lump all three spheres of government together in their minds. It's the 'gumint' that makes and upholds our laws, defends the nation, runs hospitals and schools, operates libraries and cultural centres, fixes roads and collects rubbish. Fair enough, but in reality, the very complex business of running the country depends on effective and highly collaborative relationships between federal, state and local governments. That's why the Local Government Roundtable I jointly hosted with Minister Jim Lloyd in Adelaide this week, is so important. Both this meeting, and my lengthy one-on-one meeting with the Prime Minister last week, are key elements in ALGA's structured program of high level liaison with the Australian Government. This week's roundtable gave the leadership of local government an opportunity to discuss with Minister Lloyd the big issues on our agenda: an intergovernmental agreement to stop cost shifting; long term, sustainable financing arrangements for local government; and, of course, proper recognition of local government within the Australian Constitution.



The annual Local Government Roundtable enables us to share and debate each government's respective views and positions. It helps us to find common ground and develop agreed strategies for delivery of the services and support our communities' need. In my view, the frank and candid dialogue that characterises roundtable meetings, highlights the positive and fruitful alliance we have forged between the Commonwealth and local government. We are taking our rightful place in the federation – confidently working alongside the Commonwealth, state and territory governments in the important task of running this wonderful country. Just as every Australian expects.

Cr Paul Bell
ALGA President

General Assembly call for motions – closing soon

Councils and regional organisations of councils are encouraged to submit motions on issues of national importance for debate at this year's General Assembly. In particular, we are seeking motions in the areas of population and ageing, local government financing, environment and infrastructure. We look forward to your council's active participation in this important event for local government. **Motions must be received on or before Friday 9 September 2005.**

UCLG Millennium Towns and Cities Campaign

The United Cities and Local Governments (UCLG) has launched the UCLG Millennium Towns and Cities Campaign. Councils are invited to join the campaign which sets out a series of actions for local governments. Supporting the UCLG Millennium Towns and Cities Campaign will help to strengthen the voice and the role of local government at the global level.

Councils clean up!

Clean Up Australia thanks councils for their support of the Clean Up Australia Day campaign. Councils play an invaluable role in supporting the work of Clean Up Australia in cleaning and conserving the environment. Planning for Clean Up Australia Day 2006 is underway. Put these dates in your diary: *Clean Up Australia Day* Sunday 5 March; *Schools Clean Up Australia Day* Friday 3 March; *Business Clean Up Australia Day* Tuesday 28 February.

ALGA launches online ageing strategy register

This week ALGA launched its online ageing strategy register, which is a compilation of local government ageing strategies. Local Government ageing strategies are made available on ALGA's ageing strategy register so that councils developing a strategy can benefit from other councils' work and experience. This project is an initiative of the Australian Local Government Population Ageing Action Plan, which aims to build the capacity of local government to respond to ageing communities. Want to register your strategy? Please send details to Alley Peck, Assistant Director Health and Ageing Policy, via email alley.peck@alga.asn.au or phone (02) 6122 9421.

ALGA releases Coastal Discussion Paper

Rising development pressure in coastal areas has placed significant stress on coastal councils to provide adequate infrastructure and environmental protection. ALGA surveyed councils earlier this year to identify the priority environmental issues and has now developed a Coastal Discussion Paper scoping five areas: planning, water supply, biodiversity conservation, climate change and infrastructure. The issue of funding is also canvassed. ALGA seeks your council's views on the most appropriate way to develop strategies to assist coastal councils better manage their natural resources. **Comments are to be received by 23 September 2005.**

Security funding for regional airports

Minister for Transport Regional Services, Warren Truss, has announced that nearly \$1.5 million from the Regional Airport Funding Program is being used to upgrade basic security measures at 12 regional airports around Australia. Since 10 March 2005, 146 regional airports have been designated as security-controlled airports and have a transport security program approved by the Australian Government. "These security upgrades will increase confidence in our regional airports and will provide a boost for both local communities and their wider regions," Mr Truss said. "The transport security programs were tailored to local conditions and this funding would help regional airports increase and improve security measures, such as fencing, lighting and access control." The Australian Government is continuing to work closely with industry to implement a range of measures to increase security for the regional aviation industry.

Review of the Rural and Remote General Practice Program

The Australian Government Department of Health and Ageing is undertaking a review of the Rural and Remote General Practice Program (RRGPP). The RRGPP, managed in each jurisdiction by Rural Workforce Agencies (RWAs), aims to attract, recruit and retain GPs to rural and remote Australia. The review will examine the relevance and value of the RRGPP

to consumers, general practice and governments and identify future opportunities for the program. A key component of the review is to place the RRGPP within the context of other efforts and programs, for instance local council initiatives to recruit and retain GPs. If you are interested in providing a submission to the review, please contact Alley Peck, Assistant Director Health and Ageing Policy, via email alley.peck@alga.asn.au or phone (02) 6122 9421.

Environment Grants for Local Government

Councils are reminded there are currently two Australian Government grants available for environmental management. First, councils are encouraged to apply for up to \$50,000 under the Community Water Grants program. These grants are available to encourage the community to conserve water and to undertake on ground activities. **Activities must be received by 4 October 2005.** Secondly, grants of up to \$100,000 are available to community groups, organisations and individuals for projects of high public benefit. While local governments are not eligible to apply for funding under the recreational fishing grants program, their support of community groups greatly assists these groups in their bids. **Applications must be received by 14 October 2005.**

Wanted! Images of your community

At this year's General Assembly, ALGA wishes to create an introductory visual presentation that truly reflects Australian local government and its communities. ALGA seeks images of your community for inclusion in a montage at the opening ceremony. The pictures should be of your community assets – people; community festivals and other events; council buildings, parks and other landmarks – any images that reflect your council and community, how you see yourself and how you wish others to see you. There is no limit to the number of images you can submit. Preferably, images should be hi-resolution, electronic in jpg or tif format around 250-350 dpi, but good quality photos and pictures from publications will also be considered. Please note, that while we will endeavour to include as many photos received as possible, we cannot guarantee that your pictures will be used. For further information, please contact Katie Whitehead, Director National Events, katie.whitehead@alga.asn.au. Please post your CD of images or paper copies, together with council contact details to Katie Whitehead, Director National Events, 8 Geils Court, Deakin ACT 2600, by no later than Friday 30 September.

Women in Politics – Going Public




Former Democrats Leader, Cheryl Kernot, Shadow Health Minister, Julia Gillard and ALGA Board Member, Cr Lynn Mason, will be among the line-up of top speakers set to address an important conference for women in politics and the public sector in September. **Going Public**, to be held on September 15 and 16 at the Sydney Convention and Exhibition Centre, delivers a program focused on career and life issues for women working in local, state and federal government, and elected representatives. *Going Public* will be facilitated by author and journalist Anne Summers and officially opened by the Governor of NSW, Her Excellency Professor Marie Bashir.

To register see:

www.publicsectorevents.com.au or contact the Conference Director, Pamela Adams, by phone (02) 9223 9366 or email padams@padamsassociates.com.au.

The conference is being supported by ALGA.

**BFA Conference 2005
Planning for Healthy Communities**



**Connecting
Cycling '05**
BRISBANE, 5-8 OCTOBER

5-8 October, City Hall, Brisbane
Early Bird discounts end 2 September

This conference will be a fabulous event.
Speakers will include:

- John Pucher, Rutgers University, USA. His interests include public health impacts of land use policies
- Treols Andersen, a leading Danish expert on cycle planning
- Sharon Roerty, a US authority on Safe Routes to Schools Program

The conference is a must if you are involved in planning or installing cycling facilities. You should not miss this opportunity to get information on the best programs around and meet people who can help you deliver them.

Topics include:

- Innovative planning to create healthy environments
- Best practice in engineering for cycling facilities
- Government and community actions to increase cycling and walking

For more information and to register for the conference, please visit:
www.bfa.asn.au/conference.

Forthcoming events

- 109th LGAQ Annual Conference (www.lgaq.asn.au/portal/dt), hosted by: Local Government Association of Queensland, 29 August – 1 September, Brisbane
- Strata and Community Title in Australia for the 21st Century (www.griffith.edu.au/conference/sct2005/), hosted by: Griffith University's Service Industry Research Centre, 31 August – 3 September, Gold Coast, Queensland
- Local Government Financial Awareness Conference (www.cowra.nsw.gov.au/), hosted by: Cowra Shire Council, 1 – 2 September, Cowra, New South Wales
- Odour Assessment & Control (www.odour.unsw.edu.au/), 2 day workshop, hosted by: University of New South Wales, 12 – 13 September, Sydney
- Mastering a Changing Environment from Catchment to Taps (www.plumber.com.au/plumbingindustry/special/), hosted by: Gold Coast City Council / Master Plumbers Association of Australia, 15 – 16 September, Gold Coast Queensland
- Australian Sister City Association Conference 2005 (www.sistercitiesconference.org.au/), hosted by: Latrobe City, 25 – 28 September, Latrobe City, Victoria
- Australia & New Zealand Economic & Regional Development Conference (www.lordoftheregions.org.nz/), hosted by: Development Association of New Zealand, 27 – 30 September, Manukau City, Auckland, New Zealand
- Australia's Ageing Population Summit 2005: Sustainable Strategies to Tackle Economic, Infrastructure & Community Requirements (www.informa.com.au/), hosted by: Australian Financial Review Conferences, 27 – 28 September, Sydney
- Just Communities Conference – Biennial National Conference (www.lgpro.com/lgcsaa/), hosted by: Local Government Community Services Association of Australia, 26 – 28 October, Melbourne
- National General Assembly of Local Government (www.alga.asn.au/), 6 – 10 November, Canberra

ALGA News is distributed by the by the Australian Local Government Association free to subscribers, every Friday. It presents information and news about Local Government issues from a federal perspective. Distribution within Councils is encouraged. ALGA news can be read online each week at www.alga.asn.au/news. Back issues can be found at www.alga.asn.au/new/archive.

Advertising: To advertise in ALGA News please contact the Editor, Rohan Greenland, at rohan.greenland@alga.asn.au or phone (02) 6122 9434.

Australian Local Government Association
8 Geils Court, Deakin ACT 2600
Ph +61 +2 6122 9400 : Fx +61 +2 6122 9401
www.alga.asn.au



MEDIA RELEASE

17 August 2005

Emergency Management Bill Shifts Costs to Local Communities

Additional emergency services costs will be shifted from State Government to local communities under the Emergency Management Bill currently before Parliament.

Western Australian Local Government Association President, Cr Bill Mitchell, said Councils would wear the financial brunt of cost shifting by the State Government under the proposed changes, but would not be guaranteed a position on the principal decision making committee.

Cr Mitchell refuted claims by the Minister for Police and Emergency Services, Michelle Roberts, that the Government had responded to concerns raised by the Association by "further enhancing provisions for consultation with Local Government."

"That is simply not true. The Association wants a guaranteed position on the State Emergency Management Committee to ensure it is involved and consulted, but this has not eventuated," Cr Mitchell said.

"The State Government has agreed to fund six officers for six months for bushfire planning... and then what?"

Cr Mitchell said the Association also wanted to ensure that Local Government received financial support to carry out additional roles and responsibilities imposed by the legislation.

"Just as with numerous other services, this looks like another case of cost shifting by the State Government to Local Government by requiring Councils to pick up the costs," he said.

"With a Budget surplus of \$1 billion, it is not acceptable that the State dumps costs onto local communities and their Councils without providing adequate funding.

"Local Government recognises its role in emergency management, but its ability to provide effective local emergency management arrangements is directly related to the resources available to meet this role."

Cr Mitchell said though he refuted the accuracy of the Minister's statement, he welcomed the concept of meeting to discuss the issues of funding support and participation in consultation to develop a positive outcome to this important legislation.

Ends

MEDIA RELEASE

26 August 2005

Member for Riverton is Out of Touch

Reckless and ill informed comments aimed at causing the demise of the City of Melville Council risk derailing the structural reform process underway in Local Government in Western Australia.

WA Local Government Association President, Cr Bill Mitchell, said comments today by Riverton MLA Tony McRae, that the City of Melville should be disbanded and divided between neighbouring Councils, were in direct contrast to the sensible and consultative position adopted by Local Government Minister Hon John Bowler.

“We have a Minister that recognises the need for structural reform and the need for intelligent debate and consideration of the issues,” Cr Mitchell said.

“It is disappointing though that within the Minister’s own party there remains individuals that make reckless comments that clearly demonstrate they are ignorant to the processes underway and only risk damaging the efforts of the Association and the Minister to progress structural reform.

“We are extremely supportive of the Minister in his approach to structural reform of Local Government and his commitment to developing rather than dictating solutions.” Cr Mitchell said the Association was currently developing a framework for discussion on structural reform of Local Government in WA as a result of a resolution at the Association’s recent Annual General Meeting.

Cr Mitchell said the Association was currently developing a framework for discussion on structural reform of Local Government in WA as a result of a resolution at the Association’s recent Annual General Meeting.

“As the representative Association for the 144 Local Governments in this State we have asked Councils how they would like to proceed and they have told us to develop a framework,” Cr Mitchell said.

“Local Government is not backing away from the need for reform. Indeed the only opposition we had at the AGM to the motion regarding moving forward was from members who wanted the process to happen more quickly.

“However, as was debated then, structural reform is an enormously complex process and it is important that we get it right the first time.”

Cr Mitchell said he suspected Mr McRae’s comments were more about trying to remove the City of Melville Council rather than making any reasoned contribution to structural reform.

“The City of Melville have been quite vocal over the Fremantle bypass issue, in contrast to the position taken by Tony McRae, because they believe it is in the best interests of their ratepayers,” Cr Mitchell said.

“Tony McRae has to realise that fighting for the interests of ratepayers is what good Councils do and trying to stop them from doing so is undemocratic.”



Information Bulletin

Issue No. 17/2005

Inside this Issue	
<p>Correspondence & Papers Pink Divider</p>	<p>Local Government News</p> <ul style="list-style-type: none"> ▪ Issue No.31.05 – 12 August 2005COR-1 ▪ Issue No.32.05 – 19 August 2005COR-5 ▪ Issue No.33.05 – 26 August 2005COR-9 <p>ALGA News</p> <ul style="list-style-type: none"> ▪ 12 August 2005COR-13 ▪ 19 August 2005COR-19 ▪ 26 August 2005COR-26 <p>Media Releases</p> <ul style="list-style-type: none"> ▪ Emergency Management Bill Shifts Costs to LG – 17 August 2005COR-33 ▪ Member for Riverton is Out of Touch.....COR-34
<p>Information from Human Resources Blue Divider</p>	<ul style="list-style-type: none"> ▪ Employee Movements..... HR-1
Information to Standing Committees	
<p>City Strategy Lilac Divider</p>	<p>Outstanding Matters</p> <ul style="list-style-type: none"> ▪ Progress Report on Contingency, Operational & Strategic Projects..... CS-1 ▪ Report on Outstanding Matters – City Strategy Committee CS-12 <p>Financial & Corporate</p> <ul style="list-style-type: none"> ▪ Accounting Services Report – July 2005 CS-13 <p>Reports</p> <ul style="list-style-type: none"> ▪ CCP – Milestone 5 Report CS-18
<p>Development Services Yellow Divider</p>	<ul style="list-style-type: none"> ▪ Report on Outstanding Matters – Development Services Committee..... D-1 ▪ Health Services Manager’s Report for July 2005 D-3 ▪ School Immunisation Program..... D-9 ▪ Planning Services Manager’s Report for July 2005..... D-10 ▪ Planning Applications Monthly Statistics – July 2005 D-14 ▪ Town Planning Scheme No.2 – Amendment Action Table D-21 ▪ PAW Closure Report – Significant Actions during July 2005..... D-24 ▪ Compliance Officer’s Report for July 2005..... D-25 ▪ Building Services Manager’s Report & Building Statistics – June 2005..... D-27 ▪ Building Applications Monthly Statistics – July 2005..... D-28
<p>Technical Services Green Divider</p>	<ul style="list-style-type: none"> ▪ Nil
<p>Community Services Beige Divider</p>	<ul style="list-style-type: none"> ▪ Nil

1.1 EMPLOYEE MOVEMENTS

New Staff:

- Mark Dawson has been appointed to the permanent, full-time position of Manager Governance and Administration. He commenced on 15 August 2005.

Staff Leaving:

- Andrea Farbey has resigned from her temporary part-time position of Library Clerk, effective 2 October 2005. She will remain on the casual library pool.
- Louis Fouche` has resigned from his position of Manager Planning Services, effective 1 November 2005.
- Tamara Butcher has resigned from her position of Planning Services Officer, effective 2 December 2005.

Other Staff Movements:

- Nil

Current Recruitment Activity:

- Manager Governance and Administration – position filled.
- Directorate Secretary, Technical Services – candidate appointed and accepted offer.
- Gardener Level 4 – internal candidate successful at interview.
- Aquatic Centre Staff – currently being shortlisted for interview.
- Caretaker – currently being shortlisted for interview.
- Planning Services Manager – applications close 2 September.
- Project Co-ordinator – applications close 2 September.

Information Bulletin

Issue No. 17/2005

Inside this Issue	
<p>➤ Correspondence & Papers Pink Divider</p>	<p>Local Government News</p> <ul style="list-style-type: none"> ▪ Issue No.31.05 – 12 August 2005COR-1 ▪ Issue No.32.05 – 19 August 2005COR-5 ▪ Issue No.33.05 – 26 August 2005COR-9 <p>ALGA News</p> <ul style="list-style-type: none"> ▪ 12 August 2005COR-13 ▪ 19 August 2005COR-19 ▪ 26 August 2005COR-26 <p>Media Releases</p> <ul style="list-style-type: none"> ▪ Emergency Management Bill Shifts Costs to LG – 17 August 2005COR-33 ▪ Member for Riverton is Out of Touch.....COR-34
<p>➤ Information from Human Resources Blue Divider</p>	<ul style="list-style-type: none"> ▪ Employee Movements..... HR-1
Information to Standing Committees	
<p>➤ City Strategy Lilac Divider</p>	<p>Outstanding Matters</p> <ul style="list-style-type: none"> ▪ Progress Report on Contingency, Operational & Strategic Projects..... CS-1 ▪ Report on Outstanding Matters – City Strategy Committee CS-12 <p>Financial & Corporate</p> <ul style="list-style-type: none"> ▪ Accounting Services Report – July 2005 CS-13 <p>Reports</p> <ul style="list-style-type: none"> ▪ CCP – Milestone 5 Report CS-18
<p>➤ Development Services Yellow Divider</p>	<ul style="list-style-type: none"> ▪ Report on Outstanding Matters – Development Services Committee..... D-1 ▪ Health Services Manager’s Report for July 2005 D-3 ▪ School Immunisation Program..... D-9 ▪ Planning Services Manager’s Report for July 2005..... D-10 ▪ Planning Applications Monthly Statistics – July 2005 D-14 ▪ Town Planning Scheme No.2 – Amendment Action Table D-21 ▪ PAW Closure Report – Significant Actions during July 2005..... D-24 ▪ Compliance Officer’s Report for July 2005..... D-25 ▪ Building Services Manager’s Report & Building Statistics – June 2005..... D-27 ▪ Building Applications Monthly Statistics – July 2005..... D-28
<p>➤ Technical Services Green Divider</p>	<ul style="list-style-type: none"> ▪ Nil
<p>➤ Community Services Beige Divider</p>	<ul style="list-style-type: none"> ▪ Nil

PROGRESS REPORT ON CONTINGENCY, OPERATIONAL & STRATEGIC PROJECTS					
As at 31 August 2005					
Project No.	Project	Project Sponsor/Manager	Importance Rating/Mgmt Effort (6-60)	Timeframe	Comment
Op-3-01	Recreation Centre, Review and Implementation	Carl Askew / Pat Quinlivan	H / 31	Stage 4 – Oct-2003 to Jun-2004 Stage 5 – June 2005	COMPLETED – August 2005
Op-9-01	Organisation/Executive Development	CEO / Marka Haasnoot			Not scoped as a project. HR Business Plan drafted for development as a Strategy.
Op-10-01	Staff Development	CEO / Marka Haasnoot		Ongoing	<i>Frontline Mgt Course (Certificate 3) for Leading Hands Depot/Field Staff near completion. Certificates will be presented on 29 September. Disability Awareness Training - further training scheduled: Performance Appraisal Training (24-25 August), Fire Wardens – evacuation training (5 September) Disability Awareness Training (25 October), Stress Management (10 November).</i>
Op-11-01	Review of Urban Animal Management Strategy	EMCS / Brian Watkins Carl Askew/Brian Watkins	H/35		The Urban Animal Management Strategy will be finalised following the review of the <i>Dog Act 1976</i> , which is currently being conducted by the Department of Local Government. Recent advice from the DLG is that they are currently preparing drafting instructions for the Parliamentary Counsel. The Parliamentary Counsel will, if satisfied, authorise the drafting of the Bill, which will be presented to Parliament. The DLG is not prepared to provide a timeframe for this to be achieved however it is expected that substantial progress will be made over the next three (3) months.

PROGRESS REPORT ON CONTINGENCY, OPERATIONAL & STRATEGIC PROJECTS					
As at 31 August 2005					
Project No.	Project	Project Sponsor/Manager	Importance Rating/Mgmt Effort (6-60)	Timeframe	Comment
Op-12-02	Administration Centre – Future Accommodation Options	Andrew Bruce / Glyn Davies	H / 35	July 2002 to March June—July—August June 2005	Final Planning for the reallocation of the space created by the relocation of the Community Services Directorate has commenced, with the first stages planned for First Aid/Sick room, Meeting room and relocation of the Training room from upstairs.
Op-16-03	Fifteen Year Financial Plan and 2005-06 Annual Budget	Tony Maxwell / Nathan Cain	H / 45	Oct 2004 to Aug 2005	<ul style="list-style-type: none"> • Councillor workshops held on 27th May & 11th June, • Budget Timetable approved, • Draft 2005-20 Fifteen Year Financial Plan approved, • First year estimates of the approved Plan have been referred to Committees/Directorates to develop their 05-06 draft budget estimates, • Proposed annual budget and rates resolved at the 18.7.05 Council Meeting, • Budget adopted at the 15.8.05 Council Meeting following public comment period.
Op-17-03	Plan & Review the future of City of Armadale Library Services	Carl Askew / Patricia Walker	H / 43	August 2005	COMPLETED – Aug/Sep 2005 Recommendations will now be presented to the August 2005 Community Services Committee Meeting for consideration at the 5 September Council Meeting.

PROGRESS REPORT ON CONTINGENCY, OPERATIONAL & STRATEGIC PROJECTS					
As at 31 August 2005					
Project No.	Project	Project Sponsor/Manager	Importance Rating/Mgmt Effort (6-60)	Timeframe	Comment
Op-18-04	Rushton Park Redevelopment	Carl Askew / Patrick Quinlivan		Sep 2004 – July 2006	<ul style="list-style-type: none"> • <i>Concept plans for the site redevelopment were endorsed by Council at its meeting held 1 August 2005.</i> • <i>Subject to approval from the WA Planning Commission and the Swan River Trust, works are scheduled to commence in September and be completed by November.</i>
Op-19-05	Municipal Heritage Inventory Review	Ian MacRae/James Robinson		April 2005 – December 2005	<p>Project Phases:</p> <ul style="list-style-type: none"> • Appointment of consultant – Apr 2005 • Review & assess existing MHI – Apr to Sep 2005 • Invite public nominations and comment – May – Aug 2005 • Preparation of draft document – Sep 2005 • Public consultation period – Oct to Nov 2005 • Report and Final Adoption – Dec 2005 • <i>Consultants appointed and nominations invited up to 19th July 2005.</i>
S-2-01	Southern Link Road	Andrew Bruce	H / 19	Sep 98 – May-2002 Dec-2003 Dec 2005	The Southern Link Road Report is the basis for further studies to determine works required to improve freight movements east/west on Armadale Road and Thomas Road, in conjunction with Tonkin Highway.

PROGRESS REPORT ON CONTINGENCY, OPERATIONAL & STRATEGIC PROJECTS

As at 31 August 2005

Project No.	Project	Project Sponsor/Manager	Importance Rating/Mgmt Effort (6-60)	Timeframe	Comment
S-7-01	Business Systems Implementation	Tony Maxwell / Nathan Cain	H / 36	Oct 2003 – Jun-2004 (all phases to be completed-Jan-2005) Jan-2005. Mar-2005 March 2006	<ul style="list-style-type: none"> The last phase, Phase 3 of the project plan is currently being rescheduled – the EDMS Module is planned to “go live” in Dec 2005 and depending on the success of EDM Implementation the remaining modules will then follow, e.g. agendas/minutes, policies & procedures, e-services, facility bookings, asset management
S-8-01	North Forrestdale Future Planning	Ian MacRae / James Robinson	H / 38	Aug 2001 – Dec-2002 May-2003 Structure Plan – October 2004 – April 2005 MRS Rezoning – September 2004	<p>First stage (450ha) area rezoned under MRS and TPS No.2. MRS Amendment 1092/33 for land on corner of Nicholson and Armadale roads currently before Parliament. The developers are working on an Infrastructure Provision Submission to Council. Structure Plan approved by WAPC. Subdivision of 750 lots approved mid July 2005. Development of New Haven and Vertu to commence shortly. Consultants appointed to undertake Keane Road environmental assessment.</p>

PROGRESS REPORT ON CONTINGENCY, OPERATIONAL & STRATEGIC PROJECTS As at 31 August 2005					
Project No.	Project	Project Sponsor/Manager	Importance Rating/Mgmt Effort (6-60)	Timeframe	Comment
S-12-01	Kelmscott Enquiry by Design	Ian MacRae / James Robinson		June 2004 – March 2005	<p>Council resolved on 15 November to support ARA's involvement in planning the central area of the Kelmscott townsite.</p> <p>The ARA has purchased the land to facilitate the Davis Road underpass. ARA has appointed project manager for the implementation of initiatives in Kelmscott. Kelmscott Precinct Working Group established with ARA, PTA, MRWA and City.</p>
S-13-01	Tonkin Highway	Andrew Bruce	H / 60	Jan 2001 – Jun 2007	<p>Work on Tonkin Hwy North between Mills Road, Wungong Brook and Champion Lakes excavation has commenced.</p> <p>Site inspections are being organised at infrequent intervals.</p> <p>Corfield Street Bridge opened February 2005 with further section connecting to Armadale Road opened on Saturday 2 April 2005. Work continues on the next stage to Thomas Road with the final drainage works and landscaping on the Armadale Rd/Thomas Road section due to be completed shortly. Work also continues on the intersection with Thomas Road and South west Highway, it is anticipated that the works will be completed and ready for opening by October 2005.</p>

PROGRESS REPORT ON CONTINGENCY, OPERATIONAL & STRATEGIC PROJECTS					
As at 31 August 2005					
Project No.	Project	Project Sponsor/Manager	Importance Rating/Mgmt Effort (6-60)	Timeframe	Comment
S-15-01	Public Open Space Strategy	Ian MacRae / Environmental Officer	M / 42	Sep 2001 – Dec 2006	A seven-stage implementation process approved in Sep 2001. Recommendations for Stages 1 to 5 agreed to by Council following public consultation. Stages 1 to 5 embedded in draft Town Planning Scheme No 4. Stage 6 commenced in October 2004. <i>Report to Council on submissions received by Council on 21 March 2005 and referred back for further consideration. Preparing business plan for expenditure of POS funds.</i>
S-16-01	Kuhl Park Redevelopment	Andrew Bruce	M / 53	June 2000 – Jun 2005	<i>The sale of the land has proceeded and we are now in receipt of the funds. The amount of \$42,600 originally allocated to footpath works in Owtram Road will now be transferred back into the footpath Programme in accordance with recommendation T86/08/04. A programme for additional planting, and the upgrading of the compensation basin in conjunction with the Water Corporation will be developed.</i>

PROGRESS REPORT ON CONTINGENCY, OPERATIONAL & STRATEGIC PROJECTS					
As at 31 August 2005					
Project No.	Project	Project Sponsor/Manager	Importance Rating/Mgmt Effort (6-60)	Timeframe	Comment
S-18-01	City Image and Marketing	CEO			A Communication/Marketing Workshop was held on 22 February at which Council reviewed the principles and objectives of its current strategies and progress to date. The Workshop identified a number of key objectives for the future. A Communication and Marketing Strategy is currently under discussion with the City's Public Relations Coordinator and a report will be submitted to the September City Strategy Committee meeting.
S-22-01	City Centre Projects (formerly Enquiry By Design) ¹				
(2)	Cinemas	Ian MacRae	H	Contract signed – Mar-2003 Design Completed – Sep 2003 Cinemas Open – April 2005	<ul style="list-style-type: none"> - First Meeting of Cinema Promotions Committee 21 October 2004 – meetings being held fortnightly. - Cinemas opened on 20 January 2005. - Official opening event held on 15 June. - Movie World Promotion commenced on 4 June 2004 and drawn on July 16.

¹ Subdivided into major projects as listed from (1) to (6) under City Centre Projects.

PROGRESS REPORT ON CONTINGENCY, OPERATIONAL & STRATEGIC PROJECTS

As at 31 August 2005

Project No.	Project	Project Sponsor/Manager	Importance Rating/Mgmt Effort (6-60)	Timeframe	Comment
(3)	Gateway Project	Andrew Bruce	H	March – Nov 2002 (Concept Finalisation Phase) Dec 2003 – Completion First development phase	<ul style="list-style-type: none"> - Southwest corner of Armadale Road/South Western Hwy intersection being landscaped to the Gateway Plan as part of the roadworks associated with the Harvey Norman development. Expected - Joint Council/ARA Steering Committee and Technical Group meetings held. Consultant appointed to develop brief for 1st stage strategy document for comment. - ARA Consultants to brief ARA Board and Council on the Gateways Project at a date to be determined.
S-23-01	Forrestdale Industrial Business Park	Ian MacRae / James Robinson Sponsor: ARA	H	Completed all planning and design work December 2002	Site is subject to Armadale Redevelopment Scheme 2004. Landowners being involved through working group established by ARA. Subdivision and development approval finalised for AFC.

PROGRESS REPORT ON CONTINGENCY, OPERATIONAL & STRATEGIC PROJECTS					
As at 31 August 2005					
Project No.	Project	Project Sponsor/Manager	Importance Rating/Mgmt Effort (6-60)	Timeframe	Comment
S-25-01	Town Planning Scheme No.4	Ian MacRae / James Robinson	H / 46	Complete Dec-2003 May 2005	Local Planning Strategy, Scheme Maps and Scheme Text and related Local Planning Policies approved for advertising by Minister in Jan 2004. Formal advertising 30 March to 28 June 2004. Councillors' Workshop – 8 September 2004. Report to Council – September 2004. Submitted to DPI October 2004. Consideration by WAPC on 1 March 2005 and conditionally approved by Minister on 28 April. Meeting with Minister on outstanding matters on 13 May 2005. TPS signed by Mayor mid July and sent to WAPC.
S-26-01	Champion Lakes Implementation	Ian MacRae Sponsor: ARA	H / 48	Commenced Jan – Dec 2002 - ongoing	<ul style="list-style-type: none"> - Concept Plan for Aboriginal Interpretive and Enterprise Centre was considered by ATSIAC and a report presented to Community Services Committee in July. - Dept. of Sport & Recreation called Registration of Interest for Whitewater Park and City lodged an ROI. City advised it was unsuccessful with application. - CEO and ARA met with successful applicant for White Water Park and discussed key issues relating to the Champion Lakes site. - Release of ARA promotional video on 23 June 2005.

PROGRESS REPORT ON CONTINGENCY, OPERATIONAL & STRATEGIC PROJECTS					
As at 31 August 2005					
Project No.	Project	Project Sponsor/Manager	Importance Rating/Mgmt Effort (6-60)	Timeframe	Comment
S-28-01	Brookdale Residential Development	Ian MacRae / James Robinson	H / 38	Feb 2003 – Dec 2006	ARA extended planning controls over Brookdale in December 2003, with gazettal of Redevelopment Area (Extension) Regulations. Introduction of Interim Scheme Controls on 22 March 2005. Inclusion of Brookdale in draft ARA Scheme format expected late 2005. Workshop held at CSIRO on 2 September 2004 outlining preliminary consultant work. Briefing of Council on consultants studies on 21 March 2005 and at public meeting on 22 March 2005. Briefing by consultants held on 23 June 2005.
S-29-05	Canning River Precinct Study	Ian MacRae/James Robinson		April 2005-October 2005	Project Phases:- Appointment of consultant – 24/3/05 Consultation with stakeholders and advertising to landowners – 25/5/05 to 20/07/05 Preparation of Concept Plan – May 2005 Community Workshop – Aug 2005 Preparation of Final Report – Sep 2005 <i>Stakeholder workshops held on May 26th and 20th July 2005.</i> <i>Consultation evening held on 17 August 2005.</i>

PROGRESS REPORT ON CONTINGENCY, OPERATIONAL & STRATEGIC PROJECTS					
As at 31 August 2005					
Project No.	Project	Project Sponsor/Manager	Importance Rating/Mgmt Effort (6-60)	Timeframe	Comment
S-30-05	Roleystone Town Precinct Revitalisation Plan	Andrew Bruce / Yvonne Coyne	M	April 2005 – December 2005	<p><i>Steering Committee established and Consultant appointed in April 2005.</i></p> <p><i>Project Phases:</i></p> <ul style="list-style-type: none"> <i>Development of Partnership Agreement – August 2005</i> <i>Development of Precinct Plan – By September 2005</i> <i>Identification & verification of impact on City's Work Plans and Financial Plan – By November 2005</i> <i>Implementation of Plan – Works – December 2005</i> <p><u>Comments:</u></p> <p><i>Report to City Strategy Committee meeting in September 2005.</i></p>

<p style="text-align: center;">CITY STRATEGY COMMITTEE REPORT ON OUTSTANDING MATTERS AUGUST 2005</p>		
ITEM	Directorate	ACTION/ STATUS
<p><u>Electronic set up for Agendas/ Minutes</u> <i>[Refer CS77/02 of 13 Aug 2002]</i></p>	Corporate Services	This matter will be addressed following the implementation of EDMS which is scheduled to “go live” in Dec 2005..
<p><u>Cost Savings – Five Year Plan</u> <i>[Refer CS32/6/03 of 10 Jun 03]</i></p>	Technical & Development Services	To be investigated and a report to be submitted to the respective Committees.
<p><u>Public Relations & Communication with Residents</u> <i>[Refer Council Resolution of 23 Aug 04]</i></p>	CEO’s Office	<p>A workshop on Communication and Marketing was held Tuesday 22 February 2005. The Workshop identified the difference between local (micro) communication and broader (macro) marketing initiatives. No formal comment received to the Notes of the Workshop.</p> <p>A Communication and Marketing Strategy is currently under discussion with the City’s Public Relations Coordinator and a report will be submitted to the September City Strategy Committee meeting.</p>
<p><u>Video Recording of Presentations</u> <i>[Refer CS52/6/05 of 13 Jun 05]</i></p>	Corporate Services	To be investigated and a report to be submitted to the October City Strategy Committee.
<p><u>Insurance Cover for Councillors</u> <i>[Refer CS69/8/05 of 11 Aug 05]</i></p>	Corporate Services	To be investigated and advice forwarded to councillors in due course.

ACCOUNTING SERVICES REPORT – AUGUST 2005

Accounting Services Report relating to Investments and Rates Debtors Outstanding is as follows:-

1. INVESTMENTS

Statement of Investments by Fund & Financial Institutions – 22/8/2005

Investments August 2005					
Financial Institution	B/F	Movement	Balance as at 22 August 05	Interest Rate %	Maturity Date
Municipal Fund					
Challenge Bank	1,900,000.00	(321,000.00)	1,579,000.00	5.00	11.00 am
Challenge Bank	994,696.70	2,177.48	996,874.18	5.45	26.08.05
Challenge Bank	994,696.70	620.13	995,316.83	5.54	05.09.05
Challenge Bank	994,696.70	628.54	995,325.24	5.53	12.09.05
Challenge Bank	994,696.70	636.96	995,333.66	5.52	19.09.05
Challenge Bank	995,798.55	(490.13)	995,308.42	5.55	29.08.05
Challenge Bank	995,798.55	(490.13)	995,308.42	5.55	29.08.05
Challenge Bank	995,798.55	(490.13)	995,308.42	5.55	29.08.05
	8,866,182.45	(318,407.28)	8,547,775.17		
Comparative Balance August 2004			4,981,906.88		
Reserve Fund					
Challenge Bank	365,523.28	(338,523.28)	27,000.00	5.00	11.00 am
Challenge Bank	1,989,393.54	(496,418.30)	1,492,975.24	5.54	05.09.05
Challenge Bank	2,486,741.92	1,550.15	2,488,292.07	5.54	05.09.05
	4,841,658.74	(833,391.43)	4,008,267.31		
Comparative Balance August 2004			3,206,430.00		
Trust Fund					
Challenge Bank	76,000.00	3,000.00	79,000.00	5.00	11.00 am
	76,000.00	3,000.00	79,000.00		
Comparative Balance August 2004			76,000.00		
TOTAL	13,783,841.19	(1,148,798.71)	12,635,042.48		

2. RATES DEBTORS OUTSTANDING REPORT

YEAR ENDING 31 JULY 2005				
	2004/05 31.7.04	2005/06 31.8.05	VARIATION %	
Annual Rate Billing (including services charges)	-	-	-	
No of rateable properties	20,516	21,063	547	2.67%
No of properties fully paid	-	-	-	
No of properties on instalments	-	-	-	
No of properties on special arrangements	421	421	0	0.00%
No of properties with Small Balances Under \$10.00	949	949	0	
No of properties Summons Issued	128	128	0	
No of properties Pensioners, Informal Recovery Action, etc..	19,018	19,565	547	2.88%
	\$	\$	\$	\$
Deferred Rates outstanding	607,745	575,532	32,213	-5.30%
Pensioners Rates outstanding who have until 30 June to defer or claim a rebate	-	-	-	
Emergency Services Levy	-	-	-	
Statutory Instalments outstanding	-	-	-	
Credit Balances	498,289	585,718	87,429	17.55%
Small Balances Under \$10.00	-	-	-	
Special arrangements and others	389,025	303,677	85,348	-21.94%
Recovery Action	-	-	-	
Total Rates to be collected	498,481	293,491	204,990	-41.12%
Rates				
Current	-	-	-	
Arrears	423,757	223,495	200,262	-47.26%
Services				
Current	-	-	-	
Arrears	38,613	30,709	7,904	-20.47%
Pool				
Current	-	-	-	
Arrears	332	424	92	27.75%
Area Rates (ESL)	15,308	24,223	8,915	58.24%
Back Rates	-	-	-	
Legal Fees	20,472	9,798	10,674	-52.14%
Other Charges	-	2,891	2,891	
Penalty/Instalment Interest	-	1,951	1,951	
Excess Payments	-	-	-	
Total Rates to be collected	498,481	293,491	204,990	-41.12%

Rates Written Off

1/07/2005 to 31/07/2005

Assess#	Property Address	Amount
4058	24 Nelson St, Bedfordale	-\$0.25
6426	15 Amaroo Ct, Armadale	-\$0.09
12146	8 Keates Rd, Armadale	-\$0.97
16491	7 Cohuna Dr, Armadale	-\$1.00
21286	6 Devonshire Tce, Armadale	-\$2.66
31350	37 Girraween St, Armadale	-\$0.22
41672	5 Napean Pl, Armadale	-\$2.80
50415	24 Seventh Rd, Armadale	-\$1.94
52748	18/40 Lensham Pl, Armadale	-\$1.60
64488	41 Roberts Rd, Kelmscott	-\$0.13
72562	29 Grade Rd, Kelmscott	-\$0.63
74633	9 Church St, Kelmscott	-\$0.56
85236	4 Trangie Wy, Kelmscott	-\$2.65
92926	7 Orme Ct, Kelmscott	-\$1.38
95170	21 Peter St, Kelmscott	-\$0.40
103179	39 Tewson Rd, Westfield	-\$0.17
103705	32 Third Av, Kelmscott	-\$1.56
108363	57 Waratah Dr, Westfield	-\$2.39
110904	109 Westfield Rd, Westfield	-\$0.30
111659	6 Malu Ct, Westfield	-\$3.18
114178	50 Ypres Rd, Westfield	-\$1.35
115332	1338 Brookton Hwy, Bedfordale	-\$0.99
170168	7/1 Brant Rd, Kelmscott	-\$0.18
174594	24 Morgan Rd, Seville Grove	-\$0.73
181513	7 Bonn Ct, Seville Grove	-\$2.42
182989	Braemore St, Armadale	-\$0.68
186022	15 Denning Ct, Seville Grove	-\$0.32
186509	29 Chidzey Dr, Seville Grove	-\$1.31
188373	24 Morrell Wy, Armadale	-\$5.00
189573	3 Kingfisher View, Brookdale	-\$0.22
192887	37 Candish Gr, Seville Grove	-\$0.20
205589	197 Seville Dr, Seville Grove	-\$0.24
212247	1 Blaxland Elb, Seville Grove	-\$0.98
214386	44 Strawberry Dr, Seville Grove	-\$0.09
214881	23 Ridgehill Rise, Roleystone	-\$0.12
218433	11 Fahey Ct, Brookdale	-\$2.16
222424	3 Treecrest Gdns, Mt Richon	-\$0.14
226341	7 Albany Hwy, Armadale	-\$3.44
233081	0 Brooks Rd, Roleystone	-\$0.32
239506	275 Albany Hwy, Bedfordale	-\$0.56
241494	3 Cartland Ct, Bedfordale	-\$3.20
241818	5 Murphy Rd, Seville Grove	-\$0.73

Rates Written Off

1/07/2005 to 31/07/2005


Assess#	Property Address	Amount
242040	3 Purdy Ct, Seville Grove	-\$0.84
242248	15 Savage Rd, Kelmscott	-\$0.09
243353	41 Waterwheel Rd N, Bedfordale	-\$0.06
246052	15 Salamanca Bvd, Seville Grove	-\$2.76
246200	15 Salamanca Bvd, Seville Grove	-\$4.08
246476	20/67-69 Braemore St, Seville Grove	-\$2.76
246692	45 Teal Brook Cir, Seville Grove	-\$1.13
246705	45 Teal Brook Cir, Seville Grove	-\$1.13
246719	45 Teal Brook Cir, Seville Grove	-\$1.57
246741	45 Teal Brook Cir, Seville Grove	-\$1.13
246836	45 Teal Brook Cir, Seville Grove	-\$2.24
246854	45 Teal Brook Cir, Seville Grove	-\$1.57
247004	43 Teal Brook Cir, Seville Grove	-\$0.61
247545	3/29 Gillam Dr, Kelmscott	-\$2.17
247559	2/29 Gillam Dr, Kelmscott	-\$2.17
247563	1/29 Gillam Dr, Kelmscott	-\$1.15
247644	19 Cartland Ct, Bedfordale	-\$1.68
247874	4 Kookaburra St, Seville Grove	-\$0.12
247888	4 Kookaburra St, Seville Grove	-\$0.12
247892	4 Kookaburra St, Seville Grove	-\$0.12
247905	4 Kookaburra St, Seville Grove	-\$0.12
247923	4 Kookaburra St, Seville Grove	-\$0.12
247937	4 Kookaburra St, Seville Grove	-\$0.12
247941	4 Kookaburra St, Seville Grove	-\$0.12
247969	4 Kookaburra St, Seville Grove	-\$0.12
247973	4 Kookaburra St, Seville Grove	-\$0.12
247987	4 Kookaburra St, Seville Grove	-\$0.12
247991	4 Kookaburra St, Seville Grove	-\$0.12
248006	4 Kookaburra St, Seville Grove	-\$0.12
248024	4 Kookaburra St, Seville Grove	-\$0.12
248042	4 Kookaburra St, Seville Grove	-\$0.12
248056	4 Kookaburra St, Seville Grove	-\$0.12
248060	4 Kookaburra St, Seville Grove	-\$0.12
248074	4 Kookaburra St, Seville Grove	-\$0.12
248088	4 Kookaburra St, Seville Grove	-\$0.12
248092	4 Kookaburra St, Seville Grove	-\$0.12
248105	4 Kookaburra St, Seville Grove	-\$0.12
248119	4 Kookaburra St, Seville Grove	-\$0.12
248123	4 Kookaburra St, Seville Grove	-\$0.12
248173	30 Nottinghill Dr, Roleystone	-\$0.22
248187	30 Nottinghill Dr, Roleystone	-\$0.22
248204	Nicholson Rd, Forrestdale	-\$0.04

Rates Written Off

1/07/2005 to 31/07/2005

Assess#	Property Address	Amount
248218	448 Nicholson Rd, Forrestdale	-\$0.65
Total Written Off		<u>-\$81.17</u>

Pursuant to Council Resolution Number C111/7/04 (July 2004) and the subsequent on-delegation by the Chief Executive Office number 10 (July 2004) pertaining to debt write off the aforementioned debts, following investigation, have been written off.



N Cain
Executive Manager Business Services
31-July-2005





Cities for Climate Protection™ Program

Milestone 5 Report

May 2005

STATEMENT BY CHIEF EXECUTIVE OFFICER

The City of Armadale joined the ICLEI Cities for Climate Protection™ (CCP™) Program in 1999 with the aim of achieving a 20% reduction of corporate and 15% reduction of community greenhouse gas emissions by 2010. The City of Armadale has adopted both a Corporate Action Plan and a Regional Greenhouse Action Plan that each identify a range of actions to be undertaken over the next ten years. Current activity is being undertaken in accordance with a Business Plan adopted to cover the period 2003-2004 to 2005-2006. In following the actions identified in the Business Plan the City has established itself as a leader in the push for a more sustainable future, setting an example for businesses, industries and residents within the City, and throughout the region to follow.

The Milestone 4 report, completed only 18 months ago, identified a range of actions taken at a corporate and community level that demonstrated reductions in greenhouse gas emissions.

The City of Armadale considers it is fitting to undertake the Milestone Five re-inventory of emissions at this point in time, as the City is about to experience significant growth. For example over 450ha of rural zoned land has recently been rezoned to urban and the City is currently dealing with the first subdivision application in the rezoned area covering in excess of 500 lots. It will be a challenge to reduce greenhouse gas emissions in a growth environment.

The City has made significant in-roads in reducing community greenhouse gas emissions. Working collaboratively with neighbouring Councils, the City of Gosnells and Shire of Serpentine-Jarrahdale, the City has been delivering the comprehensive switch your thinking! program throughout the region since 2002.

The *Switch your thinking!* program operates in collaboration, rather than competition with the other agencies. It takes advantage of the niche available to local government to work effectively at delivering actions at a grass-roots level, in a mutually complementary way with the broader approach of State and Federal agencies. The *Switch your thinking!* program was also nominated as a Finalist in the 2004 SGIO WA Environment Awards in the Energy Efficiency category.

The City is committed to maintaining these projects and others as we continue to tackle a global issue on a local scale and support national efforts to achieve greenhouse abatement. Milestone Five has assisted us in monitoring our progress over the past five years and evaluating our achievements. This in turn will enable us to continue to implement meaningful greenhouse gas reduction measures into the future.

The City is committed to continuing to implement the adopted Greenhouse Action Plans so we can move towards achieving our reduction targets for 2010. The City acknowledges the strong support received from the Australian Greenhouse Office, including the provision of funding which has helped the City complete Milestone 5. Although much has been achieved, we are aware that continual improvement is necessary for a truly sustainable and even more liveable, City of Armadale.

R S TAME
CHIEF EXECUTIVE OFFICER

EXECUTIVE SUMMARY

The City of Armadale joined the Cities for Climate Protection (CCP™) program in late 1999 in a regional partnership with the City of Gosnells and Serpentine-Jarrahdale Shire. CCP™ is a global programme administered by the International Council for Environmental Initiatives (ICLEI) which aims to assist Local Governments to reduce greenhouse gas (GHG) emissions from their corporate activities, and also to guide their communities towards GHG reductions. The commitment made by the City of Armadale upon joining the program was to progress through a five Milestone framework. Milestone 1, which was conducted for the 1998/1999 financial year, involved the collation of an inventory of GHG emissions resulting from the then council (corporate) and community activities. Milestone 2 followed in 2001, as the endorsement of reduction goals of 15 % for the community sector, and 20 % for the corporate sector by the forecast year 2010. The Corporate Greenhouse Action Plan (2000) and the Regional Community Greenhouse Action Plan (2000) which cover Armadale, Gosnells and Serpentine Jarrahdale comprised Milestone 3. The plans aim to achieve the stated reduction goals over a 10 year period from 2001 to 2011.

In June 2003 a quantification of measures implemented since the base year was completed and reported as Milestone 4. This report therefore restates the key components of the Milestone 4 report and comments on progress since then.

Milestone 5 is another landmark in the City's progress towards implementing the Corporate and Community Greenhouse Action Plans. It has involved a re-inventory of the 2003/2004 financial year to assess the progress made by the City of Armadale towards the reduction goals.

Milestone 5 of the CCP™ program has shown that, compared to the base year (1998/1999), Council's emissions were 18% higher in the reinventory year (2003/2004) and energy costs have risen from \$1 million to \$1.44 million. Abatement in the reinventory year was 227 tonnes of CO₂-e. Whilst a reduction was experienced in the water pumping and reticulation sector (- 160 tonnes eCO₂), the overall increase in emissions from the corporate sectors contributed 1,395 tonnes eCO₂ above that of the base year. Significant contributions to the increase came from the buildings, waste and vehicle fleet sectors. This increase is largely attributed to the additional infrastructure required to service the growing population of the City of Armadale.

There were a number of difficulties in conducting the Milestone 5 report. The City's fuel monitoring system was not operating for about four months, so an accurate figure for total petrol, diesel and cost for the year was found by going through individual fuel invoices for the year. This method does not break the figures down to vehicles under different business units. Average vehicle figures were extrapolated from the base year figures and applied to the totals for the re-inventory year to give the total number of litres of fuel and total cost. The City's waste record keeping systems does not differentiate corporate from community waste, nor waste contributed by the City of Armadale from that contributed by the City of Gosnells, Canning and the Shire of Serpentine Jarrahdale.

The community data set for the re-inventory year was not available at the time of this report. However community abatement in the re-inventory year was 1,176.75 tonnes of CO₂-e.

The City of Armadale is committed to achieving its greenhouse emissions reduction goals through measures already planned, but it must also expand the programs and projects it undertakes to maintain or increase the rate of greenhouse abatement. The City recognises that greater reductions across a wider range of its operations are required to meet the reduction goal of 20% by 2010. The City will continue to foster knowledge and understanding on energy and greenhouse issues to provide a sustainable greenhouse response for 2010 and beyond.

1. INTRODUCTION

The City of Armadale is located in the southeast sector of metropolitan Perth on the urban fringe. The City currently supports a population of 54,000, and serves a catchment population of 86,000. Significant population growth has been experienced over recent times and is expected to continue over the next decade as the urban front moves from Gosnells into Armadale. Recently over 450 ha was rezoned from Rural to Urban. Local industries in the district include commercial and administrative centres, a brickworks, beef cattle, light industry, orchards and tourism.

The City of Armadale is moving towards a proactive role in monitoring and managing its own energy efficiency and initiatives and it is this energy conscious growth that will contribute to an overall reduction of greenhouse gas emissions for future generations. Partnerships with the private sector have funded a number of important initiatives aimed at reducing community greenhouse gas emissions. This report looks at these initiatives and the City's progress towards its emission reduction goals for 2010.

1.1 Definitions

For the purpose of this report, the initial inventory of Council assets and green house gas (GHG) emissions conducted for the 1998/1999 financial year is also described as the inventory or base year. The re-inventory of Council assets and GHG emissions conducted for the 2003/2004 financial year is referred to as the re-inventory year.

2. INVENTORY

2.1 Changes in CO₂-e emissions in the community sector

At Milestone 1, ICLEI-A/NZ provided council with a default data set, comprising actual electricity use within the municipality and an analysis, or estimate, of energy use for other fuel sources based on national averages for energy consumption. It is ICLEI-A/NZ's policy to use the best available data wherever possible, and ICLEI-A/NZ's is currently in the process of updating this data. Figures for 2001 consumption are expected to be made available to council in early June 2005 (ICLEI, 2005).

Although a re-inventory of the whole community sector was not possible for 2003/2004 due to the community data set not being available, the waste sector contribution could be calculated from the Council's internal data. The community waste sector was determined to contribute 42,827 tonnes of CO₂-e emissions during 2003/2004 – a decrease of nearly 20%.

Abatement achieved from the implementation of measures at a community level in the re-inventory year is 1,176.75 tonnes of CO₂-e.

2.2 Corporate Sector

Energy consumption and greenhouse gas emissions profiles for the base and re-inventory financial years 1998/99 and 2003/04 respectively, have been completed for the City of Armadale's corporate sector.

The corporate inventory and re-inventory profiles provide an overview of energy consumption and greenhouse gas emitting activities from Council buildings and facilities, public and street lighting across the Council area, Councils vehicle fleet (including plant and equipment), and a variety of water pumping and irrigation activities under the control of Council.

2.2.1 Baseline Year Inventory – 1998/99

Table 1 provides an overview of the greenhouse gas emissions, energy and costs for the City of Armadale in 1998/99.

Table 1: Corporate Greenhouse Gas Emissions – Sector Summary – 1998/1999

SECTOR	CO ₂ - EQUIVALENT (TONNES)	CO ₂ - EQUIVALENT (%)	ENERGY (GJ)	COST (\$)
Buildings	1,670	21.5	7,619	265,145
Vehicle Fleet	995	12.8	14,340	270,585
Street Lighting	3,066	39.4	10,792	451,682
Water Pumping & Reticulation	520	6.7	1,831	0
Waste	1,526	19.6		53,383
TOTAL	7,777	100.0	34,581	1,040,795

The largest contributor to emissions in the base year was the street lighting (39.4%) sector. This was followed by the buildings (21.5%), waste (19.6%), vehicle fleet (12.8%) and water pumping and reticulation (6.7%) sectors. A total of 34,581 GJ of energy was consumed, contributing to 7,777 tonnes of greenhouse gas emissions (CO₂-e) and costing Council \$1,040,795.

2.2.2 Re-inventory Year – 2003/04

Table 2 provides an overview of the greenhouse gas emissions, energy and costs for the City of Armadale in 2003/04.

Table 2: Corporate Greenhouse Gas Emissions – Sector Summary – 2003/04

SECTOR	CO ₂ - EQUIVALENT (TONNES)	CO ₂ - EQUIVALENT (%)	ENERGY (GJ)	COST (\$)
Buildings	2,462	26.8	11,424	340,080
Vehicle Fleet	1,279	13.9	18,463	444,280
Street Lighting	3,095	33.7	10,580	515,263
Water Pumping & Reticulation	360	3.9	1,229	57,477
Waste	1,976	21.5		84,642
TOTAL	9,171	100	41,697	1,441,742

In the re-inventory year the street lighting sector (33.7 %) was again the predominant contributor to the City's greenhouse gas emissions. This was followed by the buildings (26.8 %), waste (21.5 %), vehicle fleet (13.9 %) and water pumping (3.9 %) sectors. A total of 41,697 GJ of energy was consumed, contributing to 9,171 tonnes of greenhouse gas emissions (CO₂-e) and costing Council \$1,441,742 an increase of approximately \$440,000 compared to 1998/99.

2.2.3 Comparing the Baseline Year to the Re-inventory Year

The following table and graph provide a comparison of corporate greenhouse gas emissions during the baseline inventory and the re-inventory years.

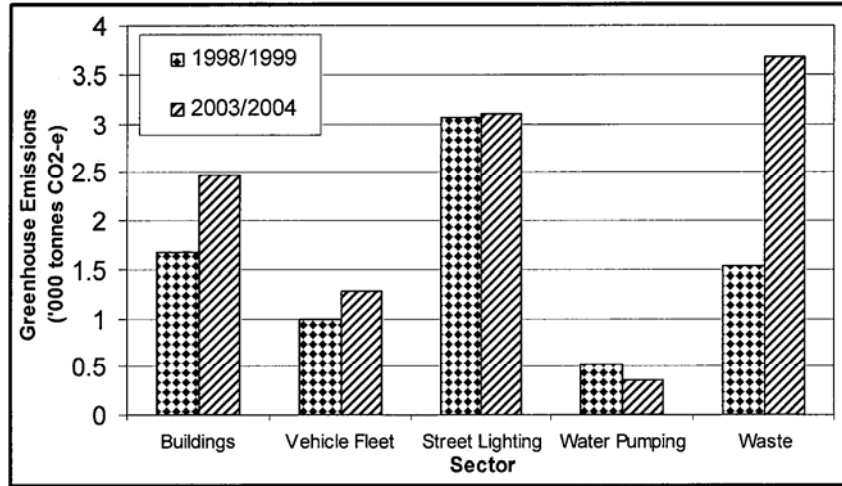
Table 3: City of Armadale – Comparison of Emissions, 1998/1999 – 2003/2004

SECTOR	FINANCIAL YEAR		CHANGE	
	1998/99 (tonnes of CO ₂ -e)	2003/04 (tonnes of CO ₂ -e)	tonnes of CO ₂ -e	%
Buildings	1,670	2,462	+ 792	+ 47 %
Vehicle Fleet	995	1,279	+ 284	+ 29 %
Street Lighting	3,066	3,095	+ 29	+ 1 %
Water Pumping & Reticulation	520	360	- 160	- 31 %
Waste	1,526	1,976	+ 450	+ 29 %
TOTAL	7,777	9,172	+ 1395	+ 18 %

The City's greenhouse gas emissions in 2003/04 were 18% higher than in the base year which equates to an increase of 1395 tonnes CO₂-e. Energy costs have also risen from \$1 million to \$1.44 million over this period.

This is attributed to the City of Armadale’s financial focus over the last few years which has been on strategic initiatives to increase the City’s rate base and population. The consequence of this has been a greater demand for Council services, resulting in an increase in the number of buildings in the corporate sector, a greater number of vehicles, service equipment and associated waste.

Figure 1: Comparison of Corporate Greenhouse Gas Emissions – 1998/99 and 2003/04



3. ABATEMENT PROGRESS

Since the completion of the baseline inventory and endorsement of the both the ‘Corporate Greenhouse Action Plan’ (2000) and the ‘Regional Community Greenhouse Action Plan’ (2000), a number of abatement measures have been implemented. Measures that can be quantified are included in this report, most of which contributed to Councils achievement of Milestone 4. Future abatement measures are presented in Section 7.0.

3.1 Quantifiable Greenhouse Gas Abatement Measures (1998 – 2004)

Tables 4 and 5 provide summaries of quantifiable greenhouse gas abatement measures for the corporate and community sectors implemented since the base year inventory.

Table 4: Corporate Greenhouse Gas Abatement Measures

Measure	Tonnes CO ₂ -e
Activate energy star functions on office equipment	69
Lamp and ballast replacement program	63
Replacement of 100W downlights with 16 W compact fluorescents	11
Air conditioner timer installed so that it no longer runs 24 hours/day, but now from 7am - 6pm.	50
Car park lighting upgrade	34
TOTAL	227

Table 5: Community Greenhouse Abatement Measures

Measure	Tonnes CO ₂ -e
Green Light Project	81.4
Regional Housing Retrofit Pilot Project	18.75
Climate Clearance	26.6
Travelsmart (Armadale)	1,050
TOTAL	1,176.75

3.2 Other Greenhouse Gas Abatement Measures (1998 – 2004)

Council has undertaken a number of actions with positive greenhouse benefits that have not been quantified in this report. It is however important that these initiatives are reported as collectively they contribute significantly to the overall success of the program. The actions are as follows:

3.2.1 No Interest Loans

No low interest loans to aid community participation in energy projects were researched, partly because this initiative has been taken up *Switch your thinking!* sponsors. Residents are currently offered no interest loans through Solarhart on new solar hot water systems, and are offered free participation in other energy-saving projects.

3.2.2 Liveable Neighbourhoods Design Code

The City has been working towards adopting the Liveable Neighbourhoods Design Code as the preferred planning framework to enhance energy conservation and efficiency of future developments. The Liveable Neighbourhoods Design Code will officially be Council's preferred planning framework when draft Town Planning Scheme No. 4 is gazetted. Scheme 4 is expected to be gazetted in the next two months.

3.2.3 Natural Power

The *Switch your thinking!* Program encourages the use of renewable energy including Natural Power throughout the City. Council has resolved to source Natural Power for six City buildings that use more than 50,000 kWh per annum. This is expected to be implemented in July/ August 2005.

3.2.4 Alternative Fuels

Regional opportunities for alternative fuels have been explored with little success due to the lack of appropriate infrastructure. This is an on-going action.

3.2.5 Large-Scale Commercial Energy Efficient Measures

The City of Armadale is working with the Armadale Redevelopment Authority and the South East Regional Energy Group to explore the prospect of establishing a partnership with a large- commercial centre to act as a regional showcase, promoting practices and technologies which reduce energy consumption, pollution emissions, water use and waste production. It also aims to increase the commercial centres use of recycled waste products, encourage sustainable transport, and to use this centre as an example to others.

3.2.6 Methane Capture & Flaring

Significant efforts have been made to find a user for the methane generated at the Hopkinson Road Recycling and Landfill Facility. The capture of methane for electricity generation and the direct flaring of the gas have been investigated and are not economically feasible. Therefore the City has decided to contribute to research into alternative methane reduction methods. The application of soil microbes to different soil layers at the tip site is one such method currently being researched.

3.3 Post-Reinventory Greenhouse Gas Abatement Measures (2004 – 2005)

A number of notable abatement measures have taken place in both the community and corporate sectors since the re-inventory year. These measures are as follows:

3.3.1 Promotion of Community Recycling

The following incentives are provided to encourage recycling and sorting of waste transported to the tip:

- Trailers & Commercial Trucks - \$12 surcharge applies to all unsorted loads;
- Garden Bag Operators - \$22 discount per tonne if prepared to separate waste;
and
- Free disposal of cardboard waste.

A cardboard compactor was also installed and a tip-shop established at the Hopkinson Road facility. These measures will enable a larger proportion of waste to be recycled rather than go to landfill. In addition, a program was commenced in June 2004 to discourage serial recycle bin contaminators. This entails visual (video) monitoring of rubbish collections to identify contaminated loads and the offending residence. In the past, three written warnings were issued with minimal results. Council still gives three written warnings but now also send a council representative to the offender's residence to issue a formal warning. This approach has effectively reduced the average number of contaminators from ~ 30-50 per month to ~ 3 per month.

In addition, from June 2004 waste management education programmes aimed at promoting recycling and composting have been run at Armadale and Kelmscott high schools, as well as worm farm workshops through the *Switch your thinking!* program.

3.3.2 Compulsory Waste Separation

From June 2004 Council have made it compulsory for both corporate and community sectors to separate green waste from general waste. The city then recycles the green waste by mulching it and providing it as free compost to ratepayers.

3.3.3 Regional Housing Retrofit Project II

Under the *Switch your Thinking!* brand, the City of Armadale is currently offering local households the opportunity to have a free Energy and Water Audit of their home. The Audit, conducted by an Energy Consultant, will help householders identify easy ways to save up to \$160 p.a. on their energy and water bills and upon conclusion of the Audit they receive energy and water efficient products to help them start saving straight away (i.e. Compact fluorescent light globes (CFLs), 5-min shower timer etc).

3.3.4 TravelSmart Program

The TravelSmart Program is a State Government initiative organised through the Department of Planning and Infrastructure that promotes alternative transport methods aimed at reducing GHG emissions through individualised marketing. Between August and November 2004 the program was offered to 2500 households consisting of 7,000 residents within the City of Armadale. As a result of their participation in the TravelSmart program, the Department of Planning and Infrastructure (DPI) has calculated that the Armadale community reduced the number of car journeys by 9% over the year, or 6 million kilometres. Added to this was a 45% increase in walking trips, a 29% increase in cycling and an 18% increase in public transport. This, according to the DPI, equates to a saving of 1800 tonnes of greenhouse gas emissions per year.

3.3.5 Tyre Pressure Audit and Driver Training

In March 2002, a tyre pressure audit was undertaken on the City's light vehicle fleet. It found 9 of the 19 vehicles tested to have low tyre pressure. The Australian Fleet Manager's Association Greener Monitoring Guide reports "Driving with tyre pressures 4-6 psi below that recommended can increase fuel consumption by 2-3 %".

An air supply has recently been installed at the Depot fuel station to enable employees to check and correct the air pressure in their tyres. Most staff have now attended a driver training course that includes a section on energy smart driving. Tyre audits are now conducted from time to time.

3.3.6 Switched on Living Program

Under the *Switch your thinking!* brand, the City is planning to run a series of 4 workshops at the main Administration building, held once a month, to help residents identify what uses the most energy around the household and suggest ways for them to reduce their on-going energy bills and household's greenhouse gas emissions. Participants will receive free energy-efficient/ Waterwise/ waste reducing products at the end of each workshop (i.e. CFLs, AAA showerhead, worm farm etc).

3.3.7 Other Community and Corporate Measures

The *Switch your thinking!* program is an on-going local government initiative committed to reducing greenhouse gas emissions. *Switch your thinking!* sponsors are currently offering residents subsidised insulation and hot water tanks.

4. ANALYSIS

There were difficulties in conducting the Milestone 5 report with regard to data retrieval and analysis in regard to vehicle use and waste management as described below.

On 3rd August 2003 the Fuel Card system, which recorded fuel usage for the Council, was replaced with the Datafuel system. Problems arose when it was discovered that the old Fuel Card system and its records had been erased, and that the Datafuel system didn't begin recording fuel usage until 2nd December, 4 months after its installation. An accurate figure for total petrol, diesel and cost for the year was found by going through individual fuel invoices for the year. This method however, did not break the figures down to vehicles under different business units. Average vehicle figures were extrapolated from the base year figures and applied to the totals for the re-inventory year to give the total number of litres of fuel and total cost.

Gosnells tip was closed in 1999, Canning tip in 2002 and the Serpentine-Jarrahdale transfer station in 2004. This resulted in both community and corporate waste from these localities being redirected to the Armadale tip site. The record keeping currently used does not differentiate the contribution of each locality to the 2003/2004 intake of landfill. Therefore, the waste figures were calculated on a per capita basis and the separation of corporate and community waste, and the breakdown of waste types for each was estimated by the waste co-ordinator. The waste figure shown in Table 11 therefore, may not accurately reflect the contribution of waste by the City of Armadale to the tip site, although an increase was expected due to increasing population.

The following table summarises the City of Armadale’s contribution to and change in emissions since the base inventory year. An 18% increase in emissions was calculated, equating to an overall increase of 1395 t CO₂-e in addition to the 1998/99 figures.

Table 6: Summary of Council Emissions – 1998/99 & 2003/04

Sector	Baseline year (1998/99) t CO ₂ -e	Re-inventory year (2003/04) t CO ₂ -e	Comments
Buildings	1,670	2,462	Increased due to a greater number of buildings and usage of the existing facilities as a result of population increase.
Vehicle fleet	995	1,279	Increased due to increased population and demand on Council services.
Street Lighting	3,066	3,095	Increase due to new housing developments to cater for increasing population.
Water/sewage	520	360	Decreased due to imposed water restrictions.
Waste	1,526	1,976	Increased in accordance with population increase and resulting demand on facilities and services.
Total	7,777	9,172	Overall, an increase due to increased demand on facilities and services by a growing population.

4.1 Buildings

In 1998/99 the six buildings listed in Table 7 together emitted approximately 64% of emissions from the Buildings Sector. In 2003/04 the same six buildings were found to have increased their emissions by 5%, from 64% to 69% of the total building emissions for that period.

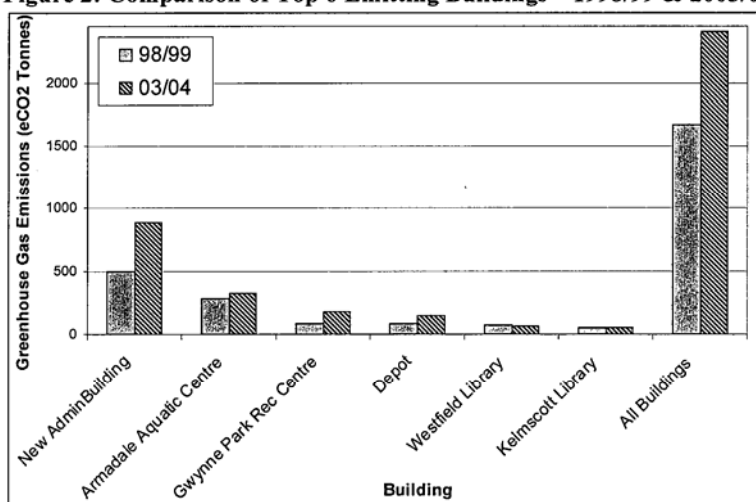
Table 7: Comparison of Top 6 Emitting Buildings – 1998/99 & 2003/04

Building	1998/99 Emissions (tonnes CO ₂ -e)	2003/04 Emissions (tonnes CO ₂ -e)	CHANGE (tonnes of CO ₂ -e)
New Administration Building	497	885	+ 388
Armadale Aquatic Centre	287	330	+ 43
Gwynne Park Recreation Centre	80	181	+ 101
Depot Office, Pound & Incinerator Shed	87	152	+ 65
Westfield Library	70	68	- 2
Kelmscott Library	52	55	+ 3

Building	1998/99 Emissions (tonnes CO ₂ -e)	2003/04 Emissions (tonnes CO ₂ -e)	CHANGE (tonnes of CO ₂ -e)
Totals	1,073	1671	+ 598
Total – Buildings Sector	1,669	2,409	+ 740

Figure 2 highlights a large difference between the base and inventory emission values for the New Administration Building. This is due to the consolidation of several building accounts, including the new and former administration buildings, Armadale library, Minnowarra bunker and History House, into one account under the 'New Administration Building'.

Figure 2: Comparison of Top 6 Emitting Buildings – 1998/99 & 2003/04



4.2 Vehicle Fleet

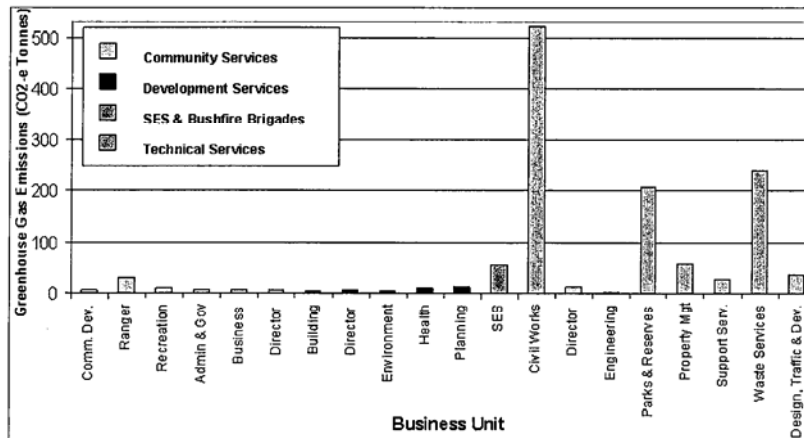
As shown in Table 8, emissions from the Vehicle Fleet Sector increased by 211 tonnes from 1068 tonnes in 1998/99 to 1279 tonnes in 2003/04. Of this total diesel contributes 73 % of greenhouse gas emissions for the vehicle sector. Difficulties in deriving the figures in Table 8 are described above under “4 Analysis” above.

Table 8: Comparison of Emissions from Source Fuels – 1998/99 & 2003/04

Fuel Type	1998/99 Emissions		2003/04 Emissions		CHANGE	
	tonnes CO ₂ -e	% of Total	tonnes CO ₂ -e	% of Total	tonnes CO ₂ -e	%
Petrol	260	24%	350	27%	+ 90	+ 35%
Diesel	808	76%	929	73%	+ 121	+ 15%
Total	1068	100%	1279	100%	+ 211	+ 20%

Figure 3 shows the major business unit contributors to the vehicle fleet emissions. Technical Services by far outweigh any of the other business units at the City of Armadale. This is due to the nature the work performed (e.g. the use of heavy machinery for earth works and road building).

Figure 3: Comparison of Emissions from Different Business Units (2003/04)



4.3 Street & Park Lighting

Emissions from the street lighting sector increased by 28 tonnes from 3,067 tonnes in 1998/99 to 3,095 tonnes in 2003/04 (Table 9). This increase reflects the recent upsurge in housing construction within the city and the rezoning of rural land for urban development.

Table 9: Comparison of Emissions from the Street & Park Lighting Sectors – 1998/99 & 2003/04

Lighting	1998/99 Emissions		2003/04 Emissions		CHANGE	
	tonnes CO ₂ -e	% of Total	tonnes CO ₂ -e	% of Total	tonnes CO ₂ -e	%
Bob Blackburn Oval Lights	3	< 1%	3	< 1%	0	0 %
John Dunn Reserve Carpark	24	< 1%	3	< 1%	- 21	- 88 %
Street lighting for the City	3,040	99%	3,089	99 %	+ 49	+ 1.6 %
Total	3,067	100%	3,095	100%	+ 28	< 1 %

4.4 Water Pumping & Reticulation

Emissions from the water pumping and reticulation sector decreased by 160 tonnes, from 520 tonnes in 1998/99 to 360 tonnes in 2003/04 (Table 10). This decrease is largely due to the imposed water restrictions for the Perth Metropolitan Area.

Table 10: Comparison of top seven emitting parks (Water Pumping & Reticulation) – 1998/99 & 2003/04

Park/Reserve/Oval/Bore/Retic	1998/99 Emissions (tonnes CO ₂ -e)	2003/04 Emissions (tonnes CO ₂ -e)	CHANGE (tonnes of CO ₂ -e)
Bob Blackburn Oval	35	27	- 8
Creyk Park	19	21	+ 2
Cross Park	22	53	+ 31
Gwynne Park Oval	94	20	- 74
John Dunn Reserve	12	23	+ 11
Pries Park	23	25	+ 2
Springdale Park	20	27	+ 7
Totals	225	196	- 29
Total – Water Pumping Sector	520	360	- 160

4.5 Waste

As shown in Table 11, emissions from the waste sector increased by 450 tonnes from 1526 tonnes in 1998/99 to 1,976 tonnes in 2003/04. Difficulties in deriving the figures in Table 11 and an explanation of the changes to waste disposal in the region are described under “4 Analysis” above.

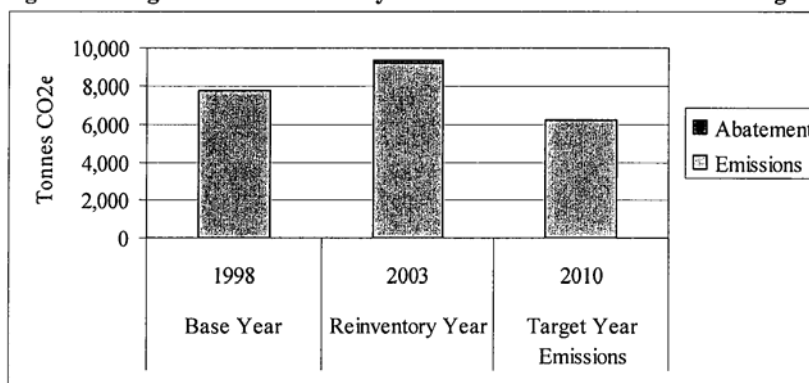
Table 11: Comparison of Waste Emissions – 1998/99 & 2003/04

Waste Type	1998/99 Emissions (tonnes CO2-e)	2003/04 Emissions (tonnes CO2-e)	CHANGE (tonnes of CO2-e)
Food Waste	375	514	+ 139
Plant Debris	-	79	+ 79
Wood/Textiles	150	-	0
Paper Products	1001	20	- 981
Other Waste	0	1363	+ 1363
Totals	1526	1976	+ 450

4.6 Revised 2010 Emissions Forecast

Figure 4 shows the progress towards the forecast year emissions. The endorsed reduction goal called for a 20% reduction in greenhouse gas emissions on those recorded in 1998/99, to be achieved by 2010. In reality, the 2003/04 emissions are 18 % greater than 1998/99 levels. The 227 tonnes of abatement resulting from the implementation of initiatives outlined in Section 5.1, while a step in the right direction, does not appear to be anywhere near enough to counteract the increased emissions from Councils operations in 2003/04. Significant urban development and population growth in the region are going to be big factors in the implementation and success of abatement measures. Therefore, renewed effort and revision of strategies is required if this trend is to be reversed.

Figure 4: Progress towards the City of Armadale's emissions reduction goals



4.7 Reconciliation

Compared to the base year, Council's emissions are 18 % higher, and abatement in the re-inventory year is 227 tonnes CO₂-e. Table 12 provides a reconciliation of base-year and re-inventory year corporate emissions with a summary of the emissions reductions resulting from abatement measures having effect in the re-inventory year.

Additional abatement actions that were not quantifiable are also listed in Section 5.2.

Table 12: Reconciliation of Corporate Sector Current and Abatement Emissions against the Baseline Year

	Tonnes CO ₂ -e	Budget Allocation (\$)
<i>Inventory Figures</i>		
1998/1999 Inventory	7,777	1,040,795
2003/2004 Inventory	9,171	1,441,742
<i>Abatement Actions (2003/2004)</i>		
Activate energy star functions on office equipment	69	7,236
Lamp and ballast replacement program	63	6,235
Replacement of 100W downlights with 16 W compact fluorescents	11	1,180
Air conditioner timer installed so that it no longer runs 24 hours/day, but now from 7am - 6pm.	50	NA
Car park lighting upgrade	34	3,698
Total Abatement	227	\$18,349
Summary		
Total abatement	227	\$18,349
Increase without abatement	1,395	\$400,947
Emissions status (2003/04)	+ 1168	\$382,598

NA = Not Available

5. FUTURE ABATEMENT MEASURES & FUTURE DIRECTIONS

When Corporate and the Regional Community Greenhouse Action Plans were adopted they were identified as plans to be implemented over a 10 year period. On this basis, it is intended to continue the drive to reduce corporate and community greenhouse gas emissions after Milestone 5 has been completed.

The matter of joining CCP™ Plus is expected to be discussed by the South East Regional Energy Group at its next meeting, and it will provide recommendations to member Councils.

CCP™ Plus offers support applicable to proposed actions under both the Corporate and Regional Greenhouse Action Plans. For example, support to strengthen internal processes and improve data management relate directly to Action 16 of the Corporate Greenhouse Action Plan. CCP™ Plus support for actions to reduce community emissions from transport aligns with Action 13 of the Regional Greenhouse Action Plan. However, the South East Regional Energy Group will decide when the Business Plan is next reviewed whether transport is the next priority area that should be tackled having due regard for factors such as likely tonnes of greenhouse gas emissions avoided in comparison to other measures and the likelihood of obtaining external funding for any program that may be developed.

Following on from the 10-year focussed Regional Greenhouse Action Plan Business Plans have been adopted that identify specific actions to be undertaken in regard to Community Emissions. The current Business Plan covers a three year period from 2002-03 to 2005-06. It is not intended to reproduce this plan here, and a new business plan will be formulated in 2005-2006.

Proposals to reduce corporate emissions are detailed below.

5.1 Corporate Emissions

The City of Armadale's financial focus over the last few years has been on strategic initiatives to increase the City's rate base and population, so funds to undertake new initiatives have generally not been available, and are unlikely to become available over the next few years. Despite the financial constraints the following initiatives and opportunities may be implemented over the next year:

- (i) Council's resolution of July 2003 to switch to green power appears likely to be implemented in July/ August 2005. Implementation of the resolution was delayed due to legal negotiations about the proposed agreement.

The switch to Green Power is expected to reduce the City's Greenhouse Gas Emissions by in excess of 885 CO₂-e tonnes.

- (ii) Council resolved in January 2005 to support the proposal to use pool blankets at the Armadale Aquatic Centre and that \$37,000 be listed for consideration of funding in Council's 2005/06 draft budget for a pool blanket. Whether this item is funded will depend on the outcome of the 2005-06 budget deliberations.

It is also currently proposed that the Armadale Aquatic Centre be transformed from an outdoor to an indoor facility in 2007-08, and it is expected that opportunities to increase energy efficiency will be investigated as part of the upgrade.

- (iii) It is proposed that the City's 23 year old Administration Building will undergo a \$2.5m refurbishment within the next five years. This presents a significant opportunity to replace the ageing air conditioning system with an energy efficient system and implement a range of other energy and water efficiency design measures.
- (iv) It is hoped to significantly improve monitoring of the City's energy use. It was anticipated that replacement software for the City's 21 year-old Administrator system was going to enable easy extraction of information regarding energy use from invoices received. However, the new software has not delivered easy extraction of energy use information nor many other promised functions. Negotiations are continuing with the software suppliers but there is currently a focus on enabling other more significant functions essential to the City's operation.

6. CONCLUSION

A reconciliation of corporate emissions for the base (1998/9) and the re-inventory (2003/04) years showed Council's emissions increased by 18% over the period. Abatement in the re-inventory year was calculated as 227 tonnes CO₂-e.

Whilst the water pumping and reticulation sector experienced a reduction in emissions, emissions increases were experienced in the remaining buildings, street lighting, vehicle fleet and waste sectors. A significant factor in the increase of emissions for these sectors can be attributed to the City of Armadale's financial focus over the last few years on strategic initiatives to increase the City's rate base and population.

The City acknowledges that this focus will have a large bearing on its ability to meet the nominated reduction target of 20% of the 1998/99 greenhouse gas emission levels by the 2010 forecast year. However, the City is committed to reducing greenhouse gas emissions and recognises that it must achieve reductions across a wider range of its operations if it is to meet its goal by the desired date.

7. ACKNOWLEDGEMENTS

The following Council staff has assisted with the collection of information for this report:

- Ron Van Delft, Development Services - Senior Environmental Planner
- Jason Menzies, Development Services - Regional Greenhouse Co-ordinator
- Hilary Philips-Ryley, Property Management - Administration Support Officer
- Corrine Gaskin, Development Services - Environmental Officer
- Bob Sutton, Waste Services – Co-ordinator Waste Services
- Jo Campion, Technical Services - Co-ordinator Support Services
- Phil Deas, Support Services - Workshop Assistant
- Glenn Luton, Support Services - Stores Controller
- John Glassford, Technical Services - Manager of Property Services

- Alan Bertram, Finance Services - Senior Accounting Officer
- Massimo Dilello, Finance Services - Accounts Payable Officer
- Glenn Caird, Finance Services - Budget/Accounts Officer

In addition, the following have provided assistance with collection of energy consumption and cost data:

- Neville Fry, Westen Power
- Martin Winship – Western Power
- Menka, Rachel and Kelly – Alinta Gas
- Steve Worner – Department of Planning and Infrastructure

8. REFERENCES

City of Armadale, 2000. Corporate Greenhouse Action Plan, Perth.

City of Armadale, City of Gosnells and Shire of Serpentine-Jarrahdale 2000. Regional Community Greenhouse Action Plan, Perth.

City of Armadale, 2003. Cities for Climate Protection Milestone 4 Report, Perth.

ICLEI-A/NZ, 2003-2004. CCPTM Australia 2004 Measures Evaluation Report, 5th Edition.

Cities for Climate Protection™ Australia, Melbourne.

Information Bulletin

Issue No. 17/2005

Inside this Issue	
<p>Correspondence & Papers Pink Divider</p>	<p>Local Government News</p> <ul style="list-style-type: none"> ▪ Issue No.31.05 – 12 August 2005COR-1 ▪ Issue No.32.05 – 19 August 2005COR-5 ▪ Issue No.33.05 – 26 August 2005COR-9 <p>ALGA News</p> <ul style="list-style-type: none"> ▪ 12 August 2005COR-13 ▪ 19 August 2005COR-19 ▪ 26 August 2005COR-26 <p>Media Releases</p> <ul style="list-style-type: none"> ▪ Emergency Management Bill Shifts Costs to LG – 17 August 2005COR-33 ▪ Member for Riverton is Out of Touch.....COR-34
<p>Information from Human Resources Blue Divider</p>	<ul style="list-style-type: none"> ▪ Employee Movements HR-1
Information to Standing Committees	
<p>City Strategy Lilac Divider</p>	<p>Outstanding Matters</p> <ul style="list-style-type: none"> ▪ Progress Report on Contingency, Operational & Strategic Projects..... CS-1 ▪ Report on Outstanding Matters – City Strategy Committee CS-12 <p>Financial & Corporate Reports</p> <ul style="list-style-type: none"> ▪ Accounting Services Report – July 2005 CS-13 ▪ CCP – Milestone 5 Report CS-18
<p>Development Services Yellow Divider</p>	<ul style="list-style-type: none"> ▪ Report on Outstanding Matters – Development Services Committee..... D-1 ▪ Health Services Manager’s Report for July 2005 D-3 ▪ School Immunisation Program..... D-9 ▪ Planning Services Manager’s Report for July 2005..... D-10 ▪ Planning Applications Monthly Statistics – July 2005 D-14 ▪ Town Planning Scheme No.2 – Amendment Action Table D-21 ▪ PAW Closure Report – Significant Actions during July 2005..... D-24 ▪ Compliance Officer’s Report for July 2005..... D-25 ▪ Building Services Manager’s Report & Building Statistics – June 2005..... D-27 ▪ Building Applications Monthly Statistics – July 2005..... D-28
<p>Technical Services Green Divider</p>	<ul style="list-style-type: none"> ▪ Nil
<p>Community Services Beige Divider</p>	<ul style="list-style-type: none"> ▪ Nil

COUNCILLORS' ITEMS – REPORT ON OUTSTANDING MATTERS – JULY 2005

REPORT ON OUTSTANDING MATTERS		
DEVELOPMENT SERVICES COMMITTEE		
ITEM	DEPT.	ACTION / STATUS
1. D10/1/03 PAW Policy	Planning (MF) & Technical Services	Report to Technical Services Committee awaited following the provision of input from Development Services in February 2005.
2. November 2004 Review of the City's Erosion and Sedimentation Policy.	Planning (RVD)	Matter listed as an action item in the State of the Environment Review and listed for action in 2006/07.
3. January 2005 Preparation of Policy to control the development of new lots to ensure that the water draw from rural properties along the tributaries of waterways such as the Neerigen Brook is minimized.	Planning (RVD)	Senior Environmental Planner to research and prepare new policy. Legal advice being sought on a possible policy option.
4. D71/5/05 Review of Draft Policy PLN 3.7 – Draft Araluen Policy	Planning (IM)	Council endorsed draft policy changes in July 2005. Amendments advertised.
5. D73/5/05 Armada Mechanical Services, Stone St, Armadale - investigation of legality of current land uses.	Planning (CHE)	Site not cleaned to officers satisfaction. Further approaches undertaken to speed up clearing of the site.
6. D74/5/05 Storage of wrecked vehicles on property at Seventh Rd, Kelmscott	Planning (CHE)	Court case remanded for Hearing on 29 th August 2005. Further Prosecution Notices being drafted by Solicitors.
7. D77/5/05 Preparation of Draft Policy – “Cut & Fill on the Scarp”	Planning (RVD)	Discussions held with Building Services Manager and Senior Environmental Officer. Report being prepared for Development Services Committee.
8. D78/5/05 Enforcement of the WA Planning Commission conditions of subdivisions and development	Planning (LF)	Forwarded to Planning Officer for investigation and appropriate action. To be referred to South East District Planning Committee.
9. D92/6/05 Proposed Planning Tour for Councillors	Planning (GIW)	Tour to be held on Wednesday, 31 st August 2005.

REPORT ON OUTSTANDING MATTERS		
DEVELOPMENT SERVICES COMMITTEE		
ITEM	DEPT.	ACTION / STATUS
10. CS52/6/05 Vesting of WAPC Land in Minnowarra Park	Planning (HC)	Memo to all Councillors 4 th July 2005 outlining Minnowarra park land vesting.
11. D102/7/05 Issue of an Erosion Management Plan, as per Council Policy, in regards to the earthworks and development at 90 Soldiers Road, Roleystone.	Building (IT)	Building Services Manager met with landowner to discuss his intentions in regard to managing potential erosion on his site.

**HEALTH SERVICES MANAGER'S REPORT TO THE CITY'S ENVIRONMENTAL
 HEALTH PLAN FOR THE MONTH OF JULY 2005**

1. PROGRAM – HEALTH PROMOTION

No. of lectures/talks to schools etc.
 No. of editions of Food Hygiene Newsletter issued

2. PROGRAM – FOOD

**2.1 FOOD PREMISES INSPECTIONS & FOOD
 HANDLER EDUCATION**

No. of inspections
 No. of premises overdue for inspection
 No. of premises exceeding Target RFS (7 or less)
 Average RFS of all premises
 No of Improvement Notices
 No. of rectification directives (smoking) issued
 No. of Staff Training accreditations
 No of Food Safety Plans implemented (High Risk)

2.2 FOOD VEHICLE INSPECTIONS

No. of inspections
 No. of vehicles exceeding Target RFS (7 or less)
 No. of rectification directives issued

**2.3 COMMUNITY EVENTS PLANNING AND
 APPROVAL**

Event Name: Nil
 Date: N/A
 No. of stalls exceeding Target RFS (7 or less)
 No. of stallholders operating without a SEP
 No. of stalls required to cease operation due to poor hygiene

2.4 FOOD QUALITY CONTROL

Number of Category 1 & 2 food recalls
 Prepaid analytical unit entitlement
 No of units used
 Percentage of units used
 No of samples taken
 No of results received
 No failing to meet prescribed standards
 No of failures to meet labelling standards
 No of prosecutions instituted
 No of prosecutions concluded
 No of prosecutions successful

**2.5 WATER SAMPLING – FOOD PREMISES,
 SPRINGWATER & OTHER SOURCED USED
 FOR PUBLIC CONSUMPTION**

No of sites sampled
 No of sites overdue for sampling
 No of samples failing to meet prescribed standards
 Response time (max. days) to re-sample in cases of failure

Current Year		Last Year	
Month	YTD	Month	YTD
0	0	0	0
0	0	0	0
30	30	60	60
3	3	0	0
0	0	1	1
1.43	1.43	0.95	0.95
8	8	6	6
0	0	0	0
0	0	0	0
0	0	0	0
1	1	3	3
0	0	0	0
0	0	2	2
0	0	0	0
0	0	0	0
0	0	0	0
0	0	0	0
-	-	-	-
0	0	0	0
0	0	0	0
0	0	0	0
0	0	0	0
0	0	0	0
0	0	0	0
0	0	0	0
0	0	0	0
6	6	20	20
0	0	0	0
0	0	0	0
N/A	N/A	N/A	N/A

**HEALTH SERVICES MANAGER'S REPORT TO THE CITY'S ENVIRONMENTAL
 HEALTH PLAN FOR THE MONTH OF JULY 2005**

3. PROGRAM – DISEASE CONTROL

3.1 IMMUNISATION AND CHILD HEALTH

Armadales Clinic

- Adult Diphtheria – Tetanus
- Comvax (Hib and Hep B)
- Diphtheria – Tetanus – Pertussis
- Influenza
- Hepatitis B
- Meningococcal Disease
- Measles – Mumps – Rubella
- Poliomyelitis
- Pneumococcal Disease

Kelmscott Clinic

- Adult Diphtheria – Tetanus
- Comvax (Hib and Hep B)
- Diphtheria – Tetanus – Pertussis
- Influenza
- Hepatitis B
- Meningococcal Disease
- Measles – Mumps – Rubella
- Poliomyelitis
- Pneumococcal Disease

Westfield Clinic

- Adult Diphtheria – Tetanus
- Comvax (Hib and Hep B)
- Diphtheria – Tetanus – Pertussis
- Influenza
- Hepatitis B
- Meningococcal Disease
- Measles – Mumps – Rubella
- Poliomyelitis
- Pneumococcal Disease

Brookdale Clinic

- Adult Diphtheria – Tetanus
- Comvax (Hib and Hep B)
- Diphtheria – Tetanus – Pertussis
- Influenza
- Hepatitis B
- Meningococcal Disease
- Measles – Mumps – Rubella
- Poliomyelitis
- Pneumococcal Disease

Other Clinics

- Adult Diphtheria – Tetanus
- Comvax (Hib and Hep B)
- Diphtheria – Tetanus – Pertussis
- Influenza
- Hepatitis B
- Meningococcal Disease
- Measles – Mumps – Rubella
- Poliomyelitis
- Pneumococcal Disease

TOTAL

Current Year		Last Year	
Month	YTD	Month	YTD
0	0	0	0
5	5	12	12
6	6	15	15
0	0	0	0
1	1	1	1
1	1	8	8
1	1	5	5
6	6	15	15
6	6	0	0
0	0	0	0
7	7	1	1
11	11	4	4
0	0	0	0
0	0	0	0
3	3	1	1
7	7	2	2
10	10	4	4
13	13	0	0
0	0	0	0
4	4	9	9
12	12	17	17
0	0	0	0
0	0	0	0
1	1	3	3
2	2	3	3
12	12	17	17
13	13	0	0
0	0	0	0
3	3	4	4
5	5	8	8
0	0	0	0
1	1	1	1
0	0	4	4
0	0	3	3
4	4	8	8
5	5	1	1
0	0	0	0
0	0	0	0
0	0	0	0
0	0	0	0
344	344	0	0
0	0	0	0
0	0	0	0
0	0	0	0
0	0	0	0
483	483	146	146

**HEALTH SERVICES MANAGER'S REPORT TO THE CITY'S ENVIRONMENTAL
 HEALTH PLAN FOR THE MONTH OF JULY 2005**

	Current Year		Last Year	
	Month	YTD	Month	YTD
3.2 NOTIFIABLE INFECTIOUS DISEASE INVESTIGATIONS				
<i>No. of completed investigations -</i>				
• Campylobacter	0	0	0	0
• Cryptosporidiosis	1	1	0	0
• Giardia	0	0	0	0
• Hepatitis A	0	0	0	0
• Ross River Virus	0	0	0	0
• Salmonella	0	0	0	0
• Shigella	0	0	0	0
• Other	0	0	0	0
<i>Response time (maximum in days) for cases HDWA recommends for immediate follow up</i>	N/A	N/A	N/A	N/A
3.3 HAIRDRESSING & SKIN PENETRATION PREMISES INSPECTIONS				
No of premises inspected	10	10	4	4
No of premises overdue for inspection	0	0	0	0
No of premises exceeding Target RFS (6 or less)	0	0	0	0
No of rectification directives issued	0	0	0	0
3.4 SECOND HAND CLOTHING/FURNISHING PREMISES INSPECTIONS				
No of premises inspections	1	1	2	2
No of premises overdue for inspection	0	0	0	0
No of premises exceeding Target RFS (5 or less)	0	0	0	0
No of rectification directives issued	0	0	0	0
4. PROGRAM – PUBLIC SWIMMING POOLS				
4.1 WATER SURVEILLANCE				
No of samples taken	0	0	0	0
No of pools overdue for sampling	0	0	0	0
No of unsatisfactory sample results	0	0	0	0
No of results necessitating closure of pool	0	0	0	0
4.2 PUBLIC SWIMMING POOL INSPECTIONS				
No of inspections	0	0	0	0
No of pools exceeding Target RFS (5 or less)	0	0	0	0
No of pools overdue for inspection	0	0	0	0
No of rectification directives issued	0	0	0	0
5. PROGRAM – ACCOMMODATION				
5.1 PUBLIC BUILDINGS				
No of inspections	5	5	13	13
No of buildings overdue inspection	0	0	0	0
No of public buildings exceeding Target RFS (5 or less)	1	1	2	2
No of rectification directives issued (P/B)	3	3	2	2
No of notices/warnings re smoking encl pub places	0	0	0	0
5.2 CARAVAN PARKS				
No of inspections	0	0	1	1
No of parks overdue for inspection	0	0	0	0
No of caravan parks exceeding Target RFS (7 or less)	0	0	0	0
No of rectification directives/infringement notices issued	0	0	0	0

**HEALTH SERVICES MANAGER'S REPORT TO THE CITY'S ENVIRONMENTAL
 HEALTH PLAN FOR THE MONTH OF JULY 2005**

	Current Year		Last Year	
	Month	YTD	Month	YTD
5.3 LODGING HOUSES				
No of inspections	1	1	0	0
No of premises overdue for inspection	0	0	0	0
No of lodging houses exceeding Target RFS (5 or less)	0	0	0	0
No of rectification directives issued	1	1	0	0
6. WASTE DISPOSAL				
6.1 SEWAGE TREATMENT & EFFLUENT DISPOSAL				
Max. time taken to process applications (target 2 days)	3	3	4	4
No of new systems certified by plumber	7	7	10	10
Max time taken between certification & issue of certificate (target 2 days)	2	2	2	2
No of new systems inspected and approved	4	4	0	0
No of ATUs audited (target for the year – 9)	0	0	0	0
No of ATUs found not to be maintained to required standard	0	0	0	0
6.2 INDUSTRIAL WASTE MANAGEMENT				
No of inspections	1	1	0	0
No of premises overdue for inspection	0	0	0	0
No of premises exceeding Target RFS (5 or less)	0	0	0	0
No of rectification directives issued	1	1	0	0
7. PROGRAM : NUISANCES/COMPLAINTS				
7.1 OFFENSIVE TRADES				
No. of premises inspected	0	0	3	3
No. of premises overdue for inspection	0	0	0	0
No. of premises exceeding Target RFS (7 or less)	0	0	0	0
No. of rectification directives issued	0	0	0	0
7.2 INTENSIVE HOUSING OF ANIMALS INSPECTIONS				
No of premises inspected	0	0	0	0
No of premises overdue for inspection	0	0	0	0
No of premises exceeding Target RFS (5 or less)	0	0	0	0
No of rectification directives issued	0	0	0	0
7.3 NOISE				
No of complaints	7	7	7	7
No resolved	6	6	8	8
No recurring	1	1	3	3
Maximum response time (target 5 days)	4	4	4	4
No of directives issued	2	2	2	2
7.4 PIGEONS/POULTRY				
No of complaints	0	0	1	1
No resolved	1	1	1	1
No recurring	0	0	0	0
Maximum response time (target 5 days)	N/A	N/A	2	2
No of directives issued	0	0	0	0

**HEALTH SERVICES MANAGER'S REPORT TO THE CITY'S ENVIRONMENTAL
 HEALTH PLAN FOR THE MONTH OF JULY 2005**

	Current Year		Last Year	
	Month	YTD	Month	YTD
7.6 KEEPING OF ANIMALS				
No of complaints	1	1	1	1
No resolved	1	1	0	0
No recurring	0	0	0	0
Maximum response time (target 5 days)	1	1	4	4
No of directives issued	0	0	0	0
7.7 PEST CONTROL				
No of complaints	1	1	0	0
No resolved	1	1	0	0
No recurring	0	0	0	0
Maximum response time (target 5 days)	5	5	N/A	N/A
No of directives issued	0	0	0	0
7.8 HOUSING				
No of complaints	1	1	0	0
No resolved	0	0	0	0
No recurring	0	0	0	0
Maximum response time (target 5 days)	5	5	N/A	N/A
No of directives issued	0	0	0	0
7.9 EFFLUENT DISCHARGE				
No of complaints	1	1	0	0
No resolved	0	0	0	0
No recurring	1	1	0	0
Maximum response time (target 5 days)	1	1	N/A	N/A
No of directives issued	0	0	0	0
7.10 DUST				
No of complaints	1	1	0	0
No resolved	0	0	0	0
No recurring	0	0	0	0
Maximum response time (target 5 days)	1	1	N/A	N/A
No of directives issued	0	0	0	0
7.11 SMOKE				
No of complaints	5	5	6	6
No resolved	3	3	4	4
No recurring	1	1	1	1
Maximum response time (target 5 days)	4	4	3	3
No of directives issued	4	4	4	4
7.12 ODOUR				
No of complaints	2	2	3	3
No resolved	0	0	3	3
No recurring	0	0	0	0
Maximum response time (target 5 days)	5	5	2	2
No of directives issued	0	0	0	0
7.13 OTHER				
No of complaints	0	0	3	3
No resolved	0	0	3	3
No recurring	0	0	0	0
Maximum response time (target 5 days)	N/A	N/A	1	1
No of directives issued	0	0	0	0

**HEALTH SERVICES MANAGER'S REPORT TO THE CITY'S ENVIRONMENTAL
 HEALTH PLAN FOR THE MONTH OF JULY 2005**

8 ADMINISTRATIVE TASKS

	Current Year		Last Year	
	Month	YTD	Month	YTD
Local law review (due July)	0	0	0	0
Procedure Manual reviewed (due November)	0	0	0	0
Pamphlet stocks audited (due monthly)				
Head Lice	0	0	0	0
Needle & Syringe Disposal	0	0	0	0
Alcohol & Health	0	0	0	0
Tobacco & Health	0	0	0	0
Drug & solvent Abuse	0	0	0	0
Other (as per Department of Health catalogue)	0	0	0	0
Sharps Register maintenance checked (due monthly)	0	0	1	1
Sharps containers checked (due monthly)	0	0	0	0

9. ACTION TAKEN UNDER DELEGATED AUTHORITY (PARTS IV, V, VII or VIII of the Health Act)

Nil

10. LEGAL ACTION

Name	Address	Asst N°	Offence	Status
Coles – Myer	Coles Supermarket, Armadale Shopping City	A194629	Sale of food that is labelled in a false or misleading manner, contrary to the provisions of Section 246Q of the <i>Health Act 1911</i> (2 counts).	Adjourned for hearing 11 August 2005

SCHOOLS IMMUNISATION PROGRAM

Development Services Committee noted at its meeting of 9th August 2005 that, while the rate of compliance with the immunization schedule recommended by the National Health and Medical Research Council for infants was measured, there appeared to be no measurement against any standard for the Schools Immunisation Program.

In acknowledging that this is the case, the Health Services Manager pointed out that statistical information for infants, compared to the recommended schedule, is relatively easy to obtain because all providers are paid a fee by the Health Insurance Commission for each scheduled 'immunisation encounter' reported to the National Immunisation Registry. The Schools Program, on the other hand, is a State initiative, and although local government and State Government agencies are paid a 'fee for service' by the WA Department of Health based upon completed vaccinations, there is no equivalent reporting incentive for general practitioners and hence it is not possible to be certain of the total percentage of the target groups vaccinated.

The Health Services Manager undertook to investigate further whether there was any meaningful measurement that could be made.

Subsequent enquiries with both the Department of Health central office and Armadale Health Service have confirmed that, while detailed information on the coverage rate of the schools program itself is readily available, there is no meaningful total coverage measure.

Coverage of the target cohort within the City, and indeed for the Armadale Health Service catchment area as a whole, in programs to date has been about 65%, little short of the whole of State figure which is around 70%. This year so far, the figures are:

Vaccination Type	Armadale	State
Hepatitis B (1 st & 2 nd)	64%	70%
Diphtheria-Tetanus-Pertussis	68%	73%

These figures do not (and cannot) take into account those cases where parents indicated that either children had already been vaccinated by the family doctor or that it was preferred that this occur, or those using regular AHS-City of Armadale Immunisation Clinics or the Central Department of Health Immunisation Clinic.

Taking these other options and anecdotal evidence into account, it is likely that total coverage is around that measured for the infant programs – that is, 85% plus. What can be said with confidence is that the schools program provides an opportunity for ongoing vaccination compliance for a very significant number of children who would likely not otherwise receive recommended immunisation courses or boosters.

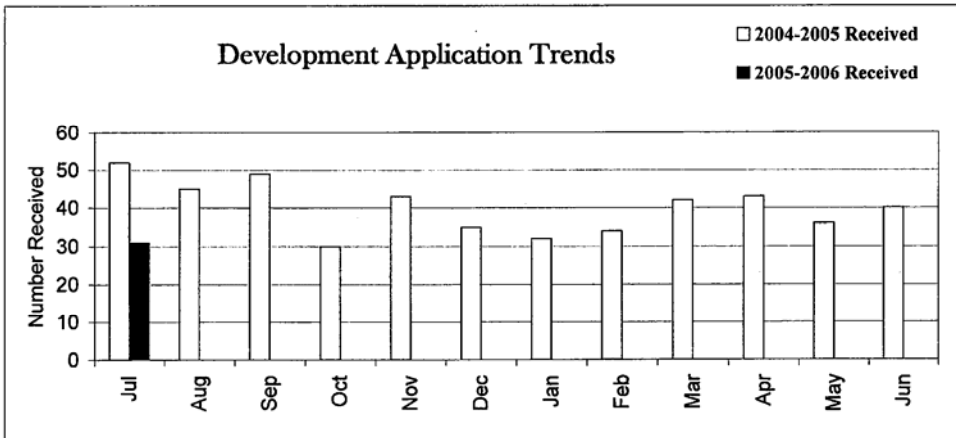
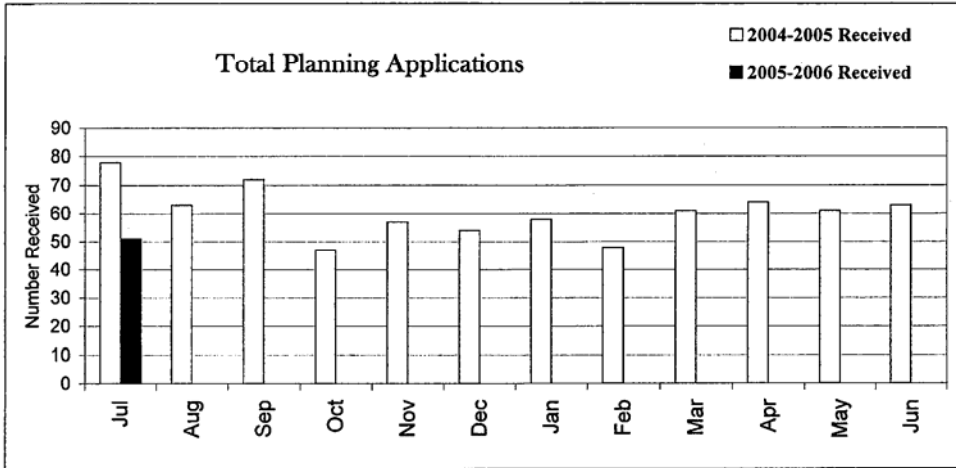
PLANNING SERVICES MANAGER'S REPORT FOR THE MONTH OF JULY 2005

PLANNING DEPT MONTHLY STATISTICS		Development Applications		Subdivision Applications		Scheme Amendments		Sign Applications		Home Occupation Permits		Truck Parking Permits		TOTAL	
		Number Received	Number Approved / Refused by Council	Number Received	Number Processed by Council	Number Initiated	Number Processed by Council	Number Received	Number Approved / Refused by Council	Number Received	Number Approved / Refused by Council	Number Received	Number Approved / Refused by Council	Number Received Initiated	Number Processed by Council
Jul	2004	52	54	4	10	0	2	1	2	16	17	5	1	78	86
Jul	2005	31	26	7	10	1	0	2	0	8	9	2	0	51	45
Aug	2004	45	39	1	4	3	2	4	1	9	7	1	3	63	56
Aug	2005													0	0
Sep	2004	49	49	6	2	1	1	2	4	12	11	2	0	72	67
Sep	2005													0	0
Oct	2004	30	30	5	1	1	0	3	0	5	10	3	2	47	43
Oct	2005													0	0
Nov	2004	43	53	5	5	0	0	4	4	5	2	0	3	57	67
Nov	2005													0	0
Dec	2004	35	50	6	4	0	0	3	4	9	4	1	1	54	63
Dec	2005													0	0
Jan	2005	32	17	9	10	0	1	5	2	12	5	0	0	58	35
Jan	2006													0	0
Feb	2005	34	29	5	6	0	1	3	3	5	11	1	0	48	50
Feb	2006													0	0
Mar	2005	42	40	8	8	0	1	2	4	6	6	3	1	61	60
Mar	2006													0	0
Apr	2005	43	38	5	4	0	0	1	1	13	18	2	4	64	65
Apr	2006													0	0
May	2005	36	52	7	3	0	0	6	3	12	13	0	2	61	73
May	2006													0	0
Jun	2005	40	28	4	8	0	0	4	4	14	13	1	1	63	54
Jun	2006													0	0
Total	03/04	481	479	65	65	5	8	38	32	118	117	19	18	726	719
Total	04/05	31	26	7	10	1	0	2	0	8	9	2	0	51	45

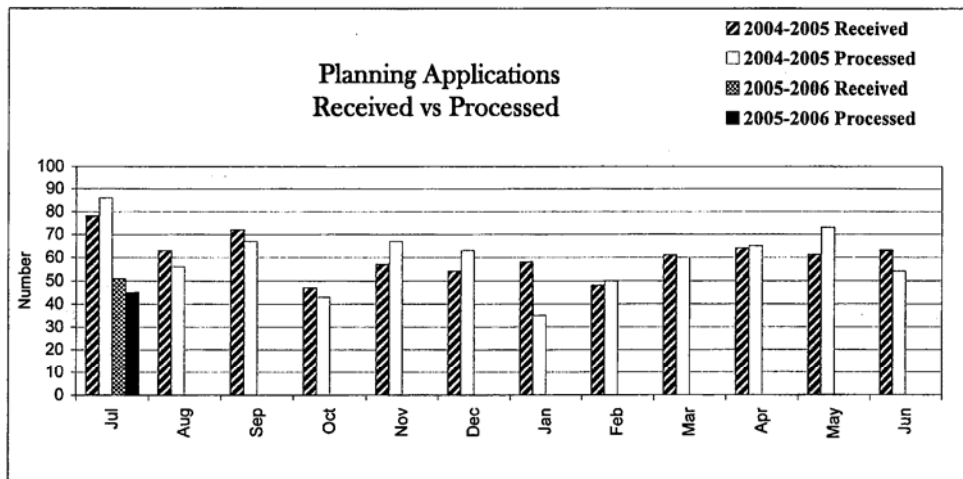
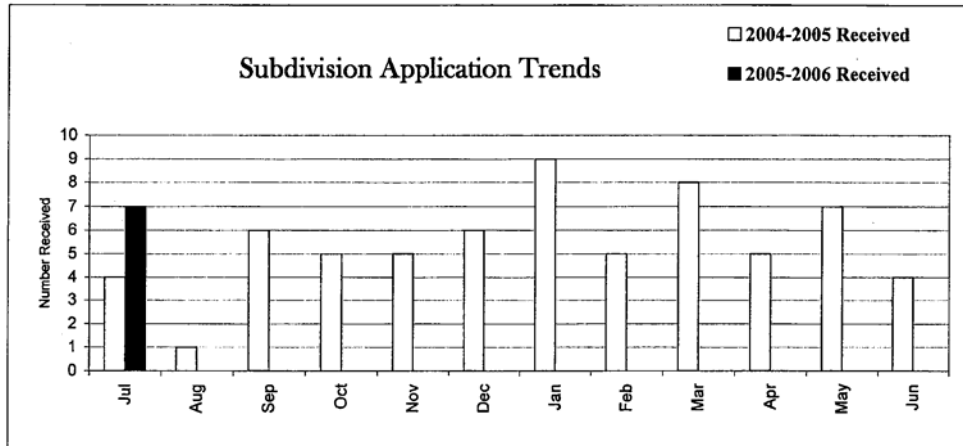
Notes -

- * Subdivision Applications and Scheme Amendment figures represent the number of applications processed by City of Armadale and not the approval of these applications by the WAPC.
- * Total number of applications received includes applications that have been cancelled or withdrawn.

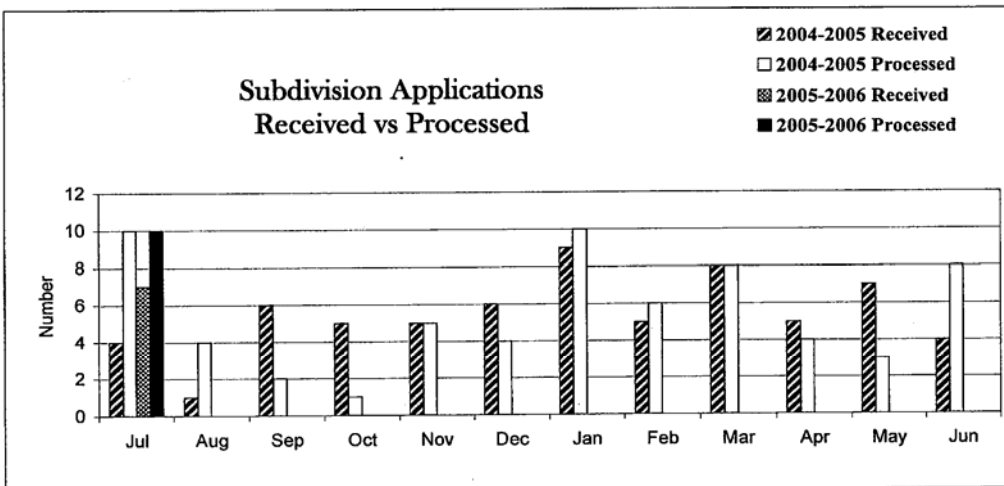
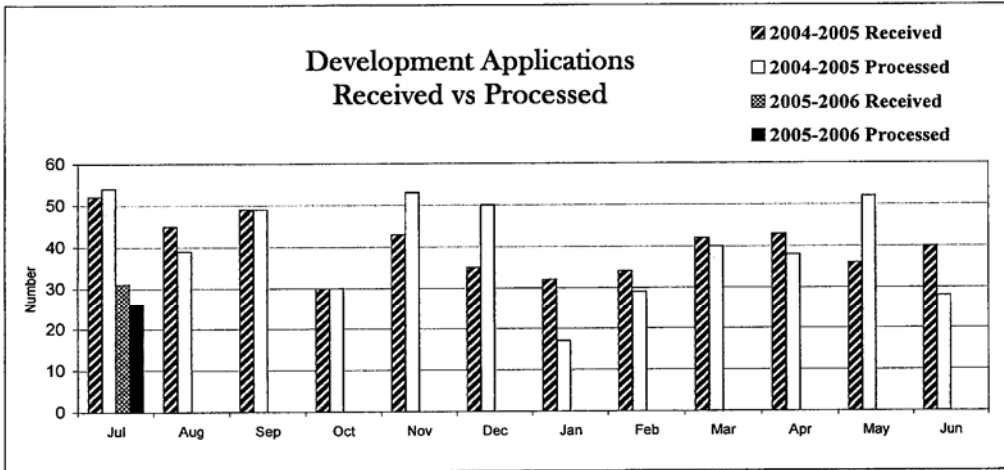
PLANNING SERVICES MANAGER'S REPORT FOR THE MONTH OF JULY 2005



PLANNING SERVICES MANAGER'S REPORT FOR THE MONTH OF JULY 2005



PLANNING SERVICES MANAGER'S REPORT FOR THE MONTH OF JULY 2005



AUTHORITY

**City of Armadale
Planning Applications Monthly Statistics**

Received or Determined
1/07/2005 to 31/07/2005



Print Date: 30/08/2005 9:56:23AM

City of Armadale Live Database

Double click onto the Application to access receipt and fee information

Development Application

Received

Planning Application Description

Rec. Amt Applications

1021 - Commercial Vehicle Parking (Renewal)

50 1

App. No	Rec. Amt	Owner Name	Description	Primary Property	Applicant Name	Applicant Address	Value	Rec. Dt	Ciscr Dt	Determined
331/1	50	W H McAuliffe	Commercial Vehicle Parking (Renewal)	138 Wollaston AV BROOKDALE	W H McAuliffe	138 Wollaston Ave Brookdale	0	20/07/05	11/08/05	Approved
Total:			1021 - Commercial Vehicle Parking (Renewal)							

1039 - Home Occupation

1

App. No	Rec. Amt	Owner Name	Description	Primary Property	Applicant Name	Applicant Address	Value	Rec. Dt	Ciscr Dt	Determined
329/1		S J Hutton	Home Occupation - Business	9 Claret PL MT RICHON	S J Hutton	9 Claret P/Mt Richon 6112	0	15/07/05	01/08/05	Approved
Total:			1039 - Home Occupation							

1093 - Incidental Development

50 3

App. No	Rec. Amt	Owner Name	Description	Primary Property	Applicant Name	Applicant Address	Value	Rec. Dt	Ciscr Dt	Determined
328/1		Valdrew Nominies	Incidental Development - New Storage	1/47 Owen RD KELMSCOTT	Daly & Shaw Building	Unit 3/ 15 Keates Road	34,637	15/07/05	11/08/05	Approved
342/1	50	K B Mosen	Incidental Development - Garage with	6 Cronin PL ARMADALE	Heritage Outdoor	11 Davison Street	7,826	29/07/05	11/08/05	Approved
347/1		Dale Cottages	Incidental Development - Enclosed	0 Hobbs DR ARMADALE	Jim Killey's Outdoor	Unit 1/ 1 Tinga Place	10,238	26/07/05	26/08/05	Approved
Total:			1093 - Incidental Development							

1100 - Rural Pursuit

1

App. No	Rec. Amt	Owner Name	Description	Primary Property	Applicant Name	Applicant Address	Value	Rec. Dt	Ciscr Dt	Determined
340/1		R A Franklin	Rural Pursuit - Keeping of Horses	13 Lake RD CHAMPION LAKES	R A Franklin	13 Lake Road CHAMPION	0	28/07/05	23/08/05	Approved
Total:			1100 - Rural Pursuit							

AUTHORITY

City of Armadale Live Database

City of Armadale
Planning Applications Monthly Statistics
 Received or Determined
 1/07/2005 to 31/07/2005



AUTHORITY

Print Date: 30/08/2005 9:56:29AM
 Double click onto the Application to access receipt and fee information

City of Armadale Live Database

Development Application

Received

App. No	Rec. Amt	Owner Name	Description	Primary Property	Applicant Name	Applicant Address	Value	Rec Dt	Closed Dt	Determined
345/1	133	Heritage Pioneer	Revised Application - 7 Grouped	8 Sixth RD ARMADALE	Daly & Shaw Building	Unit 3/ 15 Keates Road	600,000	26/07/05	12/08/05	Approved
Total:				1102 - Revised Application	1					
Total:				Received	7					

AUTHORITY

City of Armadale Live Database

Page 2 of 7

City of Armadale
 Planning Applications Monthly Statistics

AUTHORITY

Received or Determined
 1/07/2005 to 31/07/2005



Print Date: 30/08/2005 9:56:29AM

City of Armadale Live Database

Double click onto the Application to access receipt and fee information

Development Application

Received & Closed

Planning Application Description

Rec. Amt 100 Applications 3

1040 - Home Occupation Renewal

App. No	Rec. Amt	Owner Name	Description	Primary Property	Applicant Name	Applicant Address	Value	Rec. Dt	Clsd Dt	Determined
316/1	50		Home Occupation Renewal - Design & 9 Tamarind CR KELMSCOTT	44 Gllivell AV KELMSCOTT	J G Clough	9 Tamarind Crescent	0	06/07/05	07/07/05	Approved
318/1	50		Home Occupation Renewal - 20 High RD ROLEYSTONE	20 High RD ROLEYSTONE	S E Anson	20 High Road ROLEYSTONE	0	04/07/05	07/07/05	Approved
333/1			Home Occupation Renewal - 1 Chamberlain WY ARMADALE	1 Chamberlain WY ARMADALE	M H Takes	1 Chamberlain Way	50	19/07/05	26/07/05	Approved
Total:			1040 - Home Occupation Renewal	100	3					

1093 - Incidental Development

Rec. Amt 100 Applications 4

App. No	Rec. Amt	Owner Name	Description	Primary Property	Applicant Name	Applicant Address	Value	Rec. Dt	Clsd Dt	Determined
312/1		K E Buckland	Incidental Development - Patio	44 Gllivell AV KELMSCOTT	Concept Steel	630 Armadale Road	6,876	01/07/05	06/07/05	Approved
314/1	50	C M Maney	Incidental Development - Gable Patios	855 Armadale RD FORRESTDALE	Concept Steel	630 Armadale Road	11,990	05/07/05	06/07/05	Approved
317/1	50		Incidental Development - Remove 3	3 Canfield PL BEDFORDALE	D W Pitts	9 Molloy Street AUGUSTA	0	06/07/05	21/07/05	Completed
324/1		R F Kerenyi	Incidental Development - Shed with	42 Hill RD ROLEYSTONE	Coastline Sheds	Lot 101 Byron Rd Armadale	11,030	11/07/05	14/07/05	Approved
Total:			1093 - Incidental Development	100	4					

1099 - Single House

Rec. Amt 861 Applications 2

App. No	Rec. Amt	Owner Name	Description	Primary Property	Applicant Name	Applicant Address	Value	Rec. Dt	Clsd Dt	Determined
321/1		S A Saffoti	Single House	0 Peet RD ROLEYSTONE	Daly & Shaw Building	Unit 3/ 15 Keates Road	500,000	08/07/05	13/07/05	Approved
326/1	861	V J Bourke	Single House	87 Heritage DR ROLEYSTONE	Scott Park Homes Pty	11 Delawney Street	374,525	13/07/05	29/07/05	Approved
Total:			1099 - Single House	861	2					

1103 - Second Residence

Rec. Amt 1,061 Applications 1

App. No	Rec. Amt	Owner Name	Description	Primary Property	Applicant Name	Applicant Address	Value	Rec. Dt	Clsd Dt	Determined
323/1		D W Le-Rickman	Second Residence on Rural Lot	204 Croyden RD ROLEYSTONE	Define Creations	39 Ffilar Road ARMADALE	250,000	08/07/05	18/07/05	Approved
Total:			1103 - Second Residence	1,061	1					
Total:			Received & Closed							

AUTHORITY

City of Armadale Live Database



City of Armadale
Planning Applications Monthly Statistics

Received or Determined
 1/07/2005 to 31/07/2005

AUTHORITY

City of Armadale Live Database

Print Date: 30/08/2005 9:56:29AM
 Double click onto the Application to access receipt and fee information

Development Application

Closed

Planning Application Description	Rec. Amt	Applications
1006 - Ancillary Accommodation	130	1
App. No. 249/1 130 M C Peck Description: Single House and Ancillary		Applicant Name: K Harris Applicant Address: 10 Barbara Road Value: 0 Rec. Dt: 27/05/05 Cisd Dt: 13/07/05 Determined: Approved
Total:	130	1

1016 - Child Care Premises

App. No. 222/1 1,600 Aspen (champion) Description: Extension to Shopping Centre and		Applicant Name: Meyer, Shirecore & Applicant Address: 19 Catherine St Subiaco Value: 750,000 Rec. Dt: 13/05/05 Cisd Dt: 06/07/05 Determined: Approved
Total:	1,600	1

1027 - Educational Establishment

App. No. 209/1 5,900 Carey Baptist Description: New Teaching Block and Playing Field -51		Applicant Name: T & Z Pty Ltd Applicant Address: 51 Wright Rd Forrestdale Value: 1,500,000 Rec. Dt: 09/05/05 Cisd Dt: 06/07/05 Determined: Approved
Total:	5,900	1

1029 - Family Day Care

App. No. 283/1 A Brown Description: Family Day Care		Applicant Name: A Brown Applicant Address: 16 Leumeath St Armadale WA Value: 0 Rec. Dt: 21/06/05 Cisd Dt: 29/07/05 Determined: Approved
Total:	1029 - Family Day Care	1

1039 - Home Occupation

App. No. 254/1 Description: Home Occupation - Natural Therapy		Applicant Name: S L Hewett Applicant Address: 12 Nottinghill Dr Roleystone Value: 0 Rec. Dt: 30/05/05 Cisd Dt: 05/07/05 Determined: Approved
Total:	1039 - Home Occupation	1

AUTHORITY

City of Armadale Live Database

City of Armadale
 Planning Applications Monthly Statistics

Received or Determined
 1/07/2005 to 31/07/2005



Print Date: 30/06/2005 9:56:29AM

City of Armadale Live Database

Double click onto the Application to access receipt and fee information

Development Application

Closed

Planning Application Description

1040 - Home Occupation Renewal

App. No	Rec. Amt	Owner Name	Description	Primary Property	Applicant Name	Applicant Address	Value	Rec. Dt	Clsd Dt	Determined
298/1	50		Home Occupation Renewal - BAO for	4 Dryandra WY ARMADALE	V De Domenico	4 Dryandra Way Armadale	0	24/06/05	04/07/05	Approved
299/1	50		Home Occupation Renewal - To	4 Lobella ST ROLEYSTONE	M J Thomas	4 Lobella Street	0	24/06/05	04/07/05	Approved
300/1	50		Home Occupation Renewal - BAO and	26 Eianora RD ARMADALE	P R Cox	26 Eianora Road ARMADALE	0	27/06/05	04/07/05	Approved
301/1	50		Home Occupation Renewal - To	6 Nowra PL KELMSCOTT	D L Campy	6 Nowra Place KELMSCOTT	0	27/06/05	04/07/05	Approved
304/1	50	D Bosley	Home Occupation Renewal - To	30 Peet RD ROLEYSTONE	D Bosley	30 Peet Road ROLEYSTONE	0	29/06/05	04/07/05	Approved
Total:			1040 - Home Occupation Renewal	200	5					

1089 - Warehouse

App. No	Rec. Amt	Owner Name	Description	Primary Property	Applicant Name	Applicant Address	Value	Rec. Dt	Clsd Dt	Determined
239/1		P J Ziljko	Industry - General and Warehouse and	24 Gillam DR KELMSCOTT	Aspourt Construction	72 Thorburn Ave Beechboro	0	23/05/05	19/07/05	Approved
Total:			1089 - Warehouse		1					

1093 - Incidental Development

App. No	Rec. Amt	Owner Name	Description	Primary Property	Applicant Name	Applicant Address	Value	Rec. Dt	Clsd Dt	Determined
107/1		W B Walker	Incidental Development	109 Croyden RD ROLEYSTONE	B Walker	109 Croyden Rd	5,000	15/03/05	14/07/05	Approved
209/1	5,900	Carey Baptist	New Teaching Block and Playing Field	-51 Wright RD FORRESTDALE	T & Z Pty Ltd	51 Wright Rd Forrestdale	0	09/05/05	06/07/05	Approved
222/1	1,600	Aspen (champion)	Extension to Shopping Centre and	0 Champion DR SEVILLE GROVE	Meyer Shirecore &	19 Cathrine St Subiaco	0	13/05/05	06/07/05	Approved
277/1		T D Walsh	Incidental Development - Family Room	19 Palm RD ROLEYSTONE	Ashby Home	12 Nowra Place KELMSCOTT	105,413	10/06/05	05/07/05	Approved
283/1	100	T J Allard	Shed and Development Envelope	11 Waterwheel RD N BEDFORDALE	Outdoor World	4 Action Place WANGARA	12,900	17/06/05	29/07/05	Approved
288/1		L Hardy	Incidental Development (shed) and	52 Richon HTS MT RICHON	L Hardy	52 Richon Hts Mt Richon WA	12,000	17/06/05	15/07/05	Approved
294/1		D R Huddy	Incidental Development Workshop	41B Brookside AV KELMSCOTT	D R Huddy	41 Brookside Avenue	20,000	21/06/05	27/07/05	Approved
306/1		H H Van Duyn	Incidental Development - Family room	31 St Georges AV CHAMPION LAKES	H H Van Duyn	31 St Georges Avenue	20,000	27/06/05	05/07/05	Approved
309/1		P Edwards	Incidental Development - Carport with	21 Tyers RD ROLEYSTONE	Highline Building	9 Felspar Street	7,238	29/06/05	06/07/05	Approved
311/1		A D Nicholas	Incidental Development - Carport	166 Streich AV KELMSCOTT	Jim Killey's Outdoor	Unit 11 Tinga Place	1,608	29/06/05	06/07/05	Approved
Total:			1093 - Incidental Development	7,600	10					

City of Armadale Live Database

City of Armadale
Planning Applications Monthly Statistics

Received or Determined
 1/07/2005 to 31/07/2005



AUTHORITY

Print Date: 30/08/2005 9:56:29AM

City of Armadale Live Database

Double click onto the Application to access receipt and fee information

Development Application

Closed

Planning Application Description

1094 - Development Envelope Modification		Rec. Amt	Applications		
App. No	Rec. Amt	Owner Name	Description	Primary Property	Applicant Name
283/1	100	100 T J Allard	Shed and Development Envelope	11 Waterwheel RD N BEDFORDALE	Outdoor World
288/1		L Hardy	Incidental Development (shed) and	52 Richon HTS MIT RICHON	L Hardy
					Applicant Address
					4 Action Place WANGARA
					52 Richon Hls Mt Richon WA
Total:			1094 - Development Envelope Modification	100	2
				Value	Rec. Dt
				0	17/06/05
				0	17/06/05
					Clsd Dt
					29/07/05
					Determined
					Approved

1095 - Office

1095 - Office		Rec. Amt	Applications		
App. No	Rec. Amt	Owner Name	Description	Primary Property	Applicant Name
238/1		P J Zilujko	Industry - General and Warehouse	24 Gillam DR KELMSCOTT	Asipoint Construction
Total:			1095 - Office		1
				Value	Rec. Dt
				0	23/05/05
					Clsd Dt
					19/07/05
					Determined
					Approved

1097 - Industry - General

1097 - Industry - General		Rec. Amt	Applications		
App. No	Rec. Amt	Owner Name	Description	Primary Property	Applicant Name
238/1		P J Zilujko	Industry - General and Warehouse	24 Gillam DR KELMSCOTT	Asipoint Construction
281/1		G L Cooper	Industry - General	0 Hendon WY KELMSCOTT	G L Cooper
Total:			1097 - Industry - General		2
				Value	Rec. Dt
				110,000	23/05/05
				300,000	01/06/05
					Clsd Dt
					19/07/05
					Determined
					Approved

1098 - Grouped Dwellings

1098 - Grouped Dwellings		Rec. Amt	Applications		
App. No	Rec. Amt	Owner Name	Description	Primary Property	Applicant Name
229/1			Revised Application for 8 Grouped	12 Mahara RD KELMSCOTT	Daly & Shaw
Total:			1098 - Grouped Dwellings		1
				Value	Rec. Dt
				960,000	18/05/05
					Clsd Dt
					19/07/05
					Determined
					Approved

AUTHORITY

City of Armadale Live Database

City of Armadale
Planning Applications Monthly Statistics

Received or Determined
 1/07/2005 to 31/07/2005



AUTHORITY

Print Date: 30/08/2005 9:56:29AM
 Double click onto the Application to access receipt and fee information

City of Armadale Live Database

Development Application

Closed

Planning Application Description

App. No	Rec. Amt	Owner Name	Description	Primary Property	Rec. Amt	Applications	Applicant Name	Applicant Address	Value	Rec. Dt	Clsd Dt	Determined
244/1	598	D J Scott	Single House	3 Waters PL BEDFORDALE	1,624	6	Honest Holdings	1/88 Catalano Circuit Canning	260,000	25/05/05	05/07/05	Approved
249/1	130	M C Peck	Single House and Ancillary	11 Howe ST BEDFORDALE			K Harris	10 Barbara Road	100,000	27/05/05	13/07/05	Approved
251/1		D G Warren	Single House	34 Richon HTS MT RICHON			Tony Trin & Co	Unit 3/48 Farrall Road	252,000	01/06/05	29/07/05	Approved
263/1	554	G West	Single House	140 Heritage DR ROLEYSTONE			Perceptions the Home	4 Gould Street OSBORNE	241,008	03/06/05	14/07/05	Approved
276/1	341	J P Copland	Single House	0 Hanlin RD FORRESTDALE			Content Living	Unit 210/386 Scarborough	148,341	13/06/05	08/07/05	Approved
284/1		J H Mulder	Single House	3 Blissett DR BEDFORDALE			Seacrest Homes	69 Challenge Blvd Wangara	297,000	16/06/05	13/07/05	Approved
Total:			1099 - Single House		1,624	6						

1102 - Revised Application

App. No

229/1

Rec. Amt

Owner Name

Description

Revised Application for 8 Grouped

Primary Property

Rec. Amt

Applications

Applicant Name

Applicant Address

Value

Rec. Dt

Clsd Dt

Determined

Total: 1102 - Revised Application

Total: Closed

Total: Development Application

Grand Total:

18,448

43

AUTHORITY

City of Armadale Live Database

TOWN PLANNING SCHEME NO.2 & NO.3 – SCHEME AMENDMENT ACTION TABLE

No.	Street & Proposal	Initiation	Documentation & Costs	Environmental Review Required 28 days	Submissions Open	Submissions Closed	Environmental Conditions set by Minister	Adoption	Referred to DPI for action	Minister's Final Approval	Execution of Amendment Documents	Govt. Gazette
143	Lots 6, 7 & 8 Wolfe Rd, Lots 421 & 449 Taylor Rd & Lots 27 & 501 Oxley Rd - "General Rural" to "Special Use - Rural / Residential"	21/7/97 & 23/4/01	2/12/97	Environmental review submitted to Council in June 2000.	22/8/01	2/10/01	Revised Conditions received 15/12/03	21/6/04	20/7/04			5/4/05
175	Rezzone Lot 250 Stone Rd, Armadale from "Special Use - Service Station" to "General Industry"	19/3/01	10/5/01	DEP - 11/6/01	27/6/01	8/8/01	N/A	17/9/01	Awaiting EPA Approval			
186	Rezzone Lots 80 & 82 Ranford Rd, Forrestdale from "Rural-Kennels" to "Residential - Development Area & Showroom"	18/11/02	14/1/03	Referred to DEP 21/5/03 "not assessed"	30/7/03	10/9/03	N/A	17/11/03	23/12/03			
191	Change of minimum lot size, POS provision and SGP, Special Use Zone No. 86, former Lot 55 Canns Road.	1/9/03		Referred 28/10/03 "not assessed"	14/1/04	26/2/04	N/A	15/4/03	15/5/04			18/1/05
193	Rezzone Lot 104 Albany Hwy, Kelmscott from "Special Use - Indoor Sport, Fitness & Health Ctre" to "Special Use - Showroom"	15/3/04	15/4/04	Referred to DEP 5/5/04 "not assessed"	2/6/04	14/7/04	N/A	23/8/04	5/10/04			21/12/04

TOWN PLANNING SCHEME NO.2 & NO.3 – SCHEME AMENDMENT ACTION TABLE

TOWN PLANNING SCHEME NO.2 - SCHEME AMENDMENT ACTION TABLE												
No.	Street & Proposal	Initiation	Documentation & Costs	Environmental Review Required 28 days	Submissions Open	Submissions Closed	Environmental Conditions set by Minister	Adoption	Referred to DPI for action	Minister's Final Approval	Execution of Amendment Documents	Govt Gazette
194	Rezone Lot 681 Canns Rd, Bedfordale from "Rural C" to "Special Use - Rural Residential"	19/4/04	5/04/04	Referred to DEP 9/7/04 DEP requested additional information 7/8/04 - Applicant following up.								
196	Rezoning from Special Use No 18 "Service Station", Special Use 21 "Caravan Park" and "Shopping" to Special Use "Local Centre - Restricted Use" Lots 102, 103 & 104 Nicholson Rd, F/D	23/8/04		Referred to EPA 28/9/04 "not assessed, advice given" 25/10/04. Awaiting WAPC consent.								
197	Rezoning from "Rural - Agricultural Protection" to Special Use "Rural Living Zha minimum" Lot 15 Carradine Rd, Bedfordale	23/8/04		Referred to EPA 28/9/04 "not assessed" 12/7/04	10/11/04	29/12/04	N/A	17/1/05	28/1/05	3/5/05		3/5/05
198	Rezoning from "Rural - Groundwater Protection" to Special Use - "Depot for Electrical Pylon Storage" Lot 51 (897) Warton Rd Forrestdale	23/8/04		Referred to EPA 30/9/04 "not assessed" 18/10/04. WAPC recommended refusal of consent to advertise - matter referred to Minister for consideration. Minister given approval to advertise.								
199	Text amendment to Special Use No. 76 to include "telecommunications infrastructure"	20/9/04		Referred to EPA 17/11/04	15/12/04	26/01/05	N/A	21/2/05	22/2/05			

SUBDIVISION APPLICATIONS – JULY 2005
REPORT ON CONSEQUENTIAL ACTION OF COUNCIL RECOMMENDATION

SUB NO.	OWNER & LOCATION	PROPOSAL	COA REC	COMMENTS
128922	AJ Marsh Pty Ltd PO Box 355, Gosnells LOT 21 TERESA CRT, KELMSCOTT	Create 2 Lots	REFUSAL	WAPC Refusal 1 July 2005

TOTAL LOTS 2004/2005	708 Lots
TOTAL LOTS 2005/2006	NIL

**PEDESTRIAN ACCESS WAY CLOSURES –
 SIGNIFICANT ACTIONS DURING JULY 2005**

PEDESTRIAN ACCESS WAY (PAW) CLOSURES SIGNIFICANT ACTIONS DURING JULY 2005						
CLOSURE NUMBER	LOCATION	REQUEST RECEIVED	AGREEMENT OF ABUTTING LANDOWNERS RECEIVED	ADVERTISED FOR PUBLIC COMMENT	CLOSING DATE OF ADVERTISEMENTS	COMMENTS
WAY/7/97	PAW between Lots 201(12) and 202(10) Jarrah Close, Westfield	12/10/01	Yes	Yes	14/3/03	Comments received from Dept for Planning & Infrastructure. Further information requested including reasons for not supporting the closure.
WAY/1/93	PAW between Lots 114 & 35 Fifth Road and Lot 174 Sexty Street, Armadale	31/10/03	Yes	No	—	Response received from abutting landowners. Further assessment being carried out.
WAY/35/90	PAW between Lots 268 & 249 Logpine Cres and leading into Silver Mallee Close, Westfield	14/02/04	Yes	Yes	10/12/04	Report submitted to DPI.
WAY/3/04	PAW between Lots 705(10) & 714 (9) Clybucca Place, Armadale	18/3/04	Yes	Yes	Extended to 13/08/04	Report submitted to DPI.
WAY/8/98	PAW between Lots 186 & 214 Elm Close and between Lots 187 & 212 Tall Karu Close, Westfield	14/12/04	No	No	—	Matter discussed with Ward Councillors. Letters to be sent out to abutting landowners.
WAY/4/90	PAW between Lots 216 & 217 Megan Way and between Lots 259 & 260 Kari Crt, Westfield	24/2/05	No	No	—	Awaiting response from abutting landowners.

COMPLIANCE OFFICER'S REPORT FOR THE MONTH OF JULY 2005

REF : SA

1 FORM 2 CONDITIONS OF APPROVAL

1.1 INDUSTRIAL

Current Year - Month to Date
 Current Year - Year to Date

No. of inspections	No. not complying	No. rectified	No. prosecutions instituted	No. prosecutions successful
1	0	0	0	0
1	0	0	0	0

1.2 COMMERCIAL

Current Year - Month to Date
 Current Year - Year to Date

0	0	0	0	0
0	0	0	0	0

1.3 RESIDENTIAL

Current Year - Month to Date
 Current Year - Year to Date

9	0	0	0	0
9	0	0	0	0

1.4 RURAL

Current Year - Month to Date
 Current Year - Year to Date

4	0	0	0	0
4	0	0	0	0

SUB TOTAL YEAR TO DATE

14	0	0	0	0
----	---	---	---	---

2 CAR WRECKS AND RELATED ISSUES

2.1 INDUSTRIAL

Current Year - Month to Date
 Current Year - Year to Date

No. of inspections	No. not complying	No. rectified	No. prosecutions instituted	No. prosecutions successful
0	0	0	0	0
0	0	0	0	0

2.2 COMMERCIAL

Current Year - Month to Date
 Current Year - Year to Date

0	0	0	0	0
0	0	0	0	0

2.3 RESIDENTIAL

Current Year - Month to Date
 Current Year - Year to Date

3	2	1	0	0
3	2	1	0	0

2.4 RURAL

Current Year - Month to Date
 Current Year - Year to Date

0	0	0	0	0
0	0	0	0	0

SUB TOTAL YEAR TO DATE

3	2	1	0	0
---	---	---	---	---

COMPLIANCE OFFICER'S REPORT FOR THE MONTH OF JULY 2005

3 TRUCK PARKING

3.1 COMMERCIAL

Current Year - Month to Date
Current Year - Year to Date

No. of inspections	No. not complying	No. rectified	No. prosecutions instituted	No. prosecutions successful
0	0	0	0	0
0	0	0	0	0

3.2 RESIDENTIAL

Current Year - Month to Date
Current Year - Year to Date

2	0	0	0	0
2	0	0	0	0

3.3 RURAL

Current Year - Month to Date
Current Year - Year to Date

3	1	0	0	0
3	1	0	0	0

SUB TOTAL YEAR TO DATE

5	1	0	0	0
----------	----------	----------	----------	----------

4 OTHER TPS BREACHES

4.1 INDUSTRIAL

Current Year - Month to Date
Current Year - Year to Date

No. of inspections	No. not complying	No. rectified	No. prosecutions instituted	No. prosecutions successful
1	0	0	0	0
1	0	0	0	0

4.2 COMMERCIAL

Current Year - Month to Date
Current Year - Year to Date

2	0	0	0	0
2	0	0	0	0

4.3 RESIDENTIAL

Current Year - Month to Date
Current Year - Year to Date

6	3	1	0	0
6	3	1	0	0

4.4 RURAL

Current Year - Month to Date
Current Year - Year to Date

9	0	2	0	0
9	0	2	0	0

SUB TOTAL YEAR TO DATE

18	3	3	0	0
-----------	----------	----------	----------	----------

5 TOTALS - MONTH TO DATE

TOTALS - YEAR TO DATE

38	6	3	0	0
38	6	3	0	0

6 PROSECUTION DETAILS

KC Nominees P/L

Mr Willem Bull

PROPERTY	OFFENCE	OUTCOME
Lot 1 Clifton St, Lots 2 & 3 Gilwell Ave, Kelmscott	Unauthorised Use	Mention date 28.9.05
1. Lot 241 (4) Brant Road, Kelmscott. 2. Lot 47 (31) Cohuna Drive, Armadale. 3. Lot 655 (228) Seventh Road, Armadale	Unauthorised Use	Hearing 29 August 2005. Town Planning matters guilty. Magistrate reserved judgement and sentencing until 5.9.05

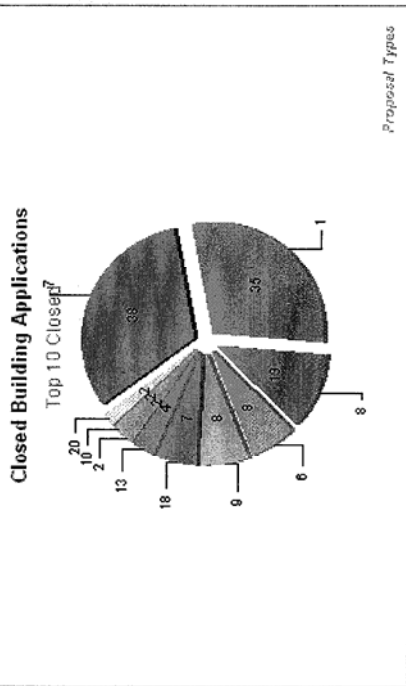
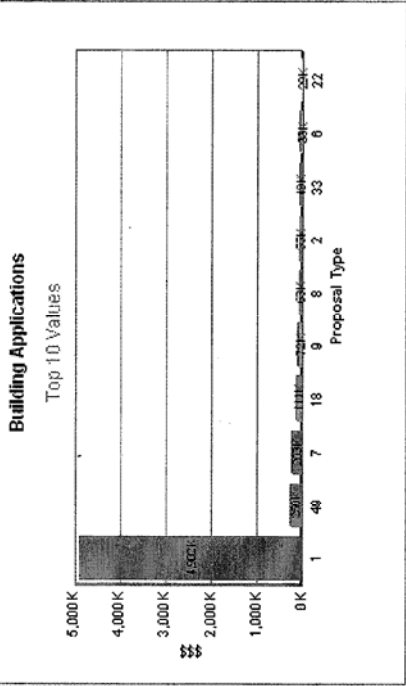
BUILDING SERVICES MANAGER'S REPORT FOR THE MONTH OF JULY 2005

BUILDING LICENCES ISSUED

Building Licences Issued		Residences	Multiple residential	Factories	Commercial	Shops & Showrooms	Additions & Alterations	Shed, carport & minor structures	Swimming pools	Earthworks & Retaining Walls	No. of Building Licences Issued	Approximate Value of Building Works approved during the month
July	03	16	0	1	0	0	7	90	8	6	128	\$3,433,979
	04	18	1	1	2	0	10	72	7	12	123	\$6,051,994
Aug	03	29	0	0	0	0	14	63	9	7	122	\$4,956,127
	04	24	0	0	5	0	9	74	16	6	134	\$6,042,474
Sept	03	18	1	0	2	0	7	81	6	5	120	\$6,595,329
	04	19	1	2	3	0	9	85	20	7	146	\$7,611,408
Oct	03	32	0	0	1	0	8	83	13	4	141	\$5,741,644
	04	23	0	1	2	0	13	77	8	1	125	\$4,579,463
Nov	03	21	0	0	3	0	12	66	14	5	121	\$4,757,172
	04	22	0	0	1	0	1	81	12	3	120	\$4,394,385
Dec	03	19	1	0	2	0	8	75	15	1	121	\$8,979,245
	04	28	0	1	0	2	4	75	8	5	123	\$6,747,712
Jan	04	13	0	0	0	0	5	47	15	5	85	\$2,808,750
	05	27	1	0	1	1	5	44	10	4	93	\$4,543,324
Feb	04	20	0	0	5	0	8	84	22	7	146	\$7,753,352
	05	32	0	0	0	1	2	75	8	1	119	\$5,870,359
Mar	04	16	0	0	0	0	5	89	14	8	132	\$3,582,662
	05	24	0	0	1	0	9	69	6	3	112	\$4,533,909
Apr	04	7	1	0	0	0	11	56	10	9	94	\$2,579,801
	05	23	1	1	1	0	5	94	13	2	140	\$6,358,192
May	04	28	0	0	1	0	11	72	6	10	128	\$5,551,922
	05	30	0	0	2	0	3	83	11	2	131	\$6,158,360
Jun	04	20	0	0	0	0	3	68	6	7	104	\$4,023,036
	05	42	2	0	3	0	12	72	8	10	149	\$10,290,843
2003/2004 Full year Total		239	3	1	14	0	99	874	138	74	1442	\$60,763,019
2004/2005 Progressive Total		312	6	6	21	4	82	901	127	56	1515	\$73,182,423

Building Services Manager Reports

- The above table represents the Building Statistics for a full year to the end of June 2005;
- The year end figures show building activity in the City of Armadale to be at record levels with housing approvals in particular being up 30% on the year before;
- A number of large commercial projects approved during the year have resulted in the value of works approved exceeding the previous year by over 12 million dollars;
- Another busy year is expected to follow with the release of more high quality land in the City.



AUTHORITY

City of Armadale Building Applications Monthly Statistics



Closed
01/07/2005 to 31/07/2005

Double click onto the Application to access receipt and fee information
1/08/2005 12:46:17PM

City of Armadale Live Database

Building Application Description

Rec. Amt Applications YTD Value YTD Fees

23,746.71 35

Fees

App. No	Det. Dt	Owner Name / Address	Builder Name / Address	Bid Req.	Primary Property	Floor	Frame	Walls	Roof	Area	Value	Indemnity Ins. / Policy	Fees
92	14/07/05	P A Edwards 3 Mimosa Court KELMSCOTT WA	JCorp T/A Impressions 66 Hasler Road OSBORNE	6415	9 Turner RD KELMSCOTT	CG	CG	DB	TI	240	117,337	Vero Insurance Limited RCW71663999	616.90
287	29/07/05	T Molloy 16 Bridge Road CANNING VALE	J-Corp T/A Homestart 67 Walters Drive OSBORNE	6415	9 Morolo ST SEVILLE GROVE	CG	TF	DB	TI	161	103,016	Vero Insurance Limited RCW71854541	545.06
349	20/07/05	D W Jones Lot 1 Ninth Road BROOKDALE	BGC Residential Pty Ltd 3 Ord Street WEST PERTH WA	9769	5 Lewis CT ARMADALE	CG	TT	DB	MR	197	150,814	Vero Insurance Limited RCW71762670	784.34
357	19/07/05	C Vander Schaaf 2 Wungong Road South	C Vander Schaaf 2 Wungong Road South	0759/05	4 Vermillion BVD BROOKDALE	CG	TF	DB	MN	405	120,000		630.22
412	06/07/05	B Edwards 14 Lind Court LANGFORD WA	J-Corp T/A Homestart 67 Walters Drive OSBORNE	6415	43 Teal Brook CIR SEVILLE GROVE	CG	TT	DB	TI	187	114,673	Vero Insurance Limited RCW71828772	603.35

AUTHORITY

City of Armadale Live Database

Page 1 of 24

**City of Armadale
Building Applications Monthly Statistics**

AUTHORITY
01/07/2005 to 31/07/2005
Closed

City of Armadale Live Database

Double click onto the Application to access receipt and fee information
1/08/2005 1:01:28PM

Building Application Description		Rec. Amt	Applications	YTD Value	YTD Fees	Value	Fees				
1 - Residence											
App. No	Dist. Dt	Owner Name / Address	Builder Name / Address	Bl'd Reg.	Primary Property	Floor Frame	Walls Roof	Area	Value	Indemnity Ins. / Policy	Fees
466	26/07/05	A M Shergold 1 Castle Place ARMADALE WA	A M Shergold 1 Castle Place ARMADALE WA	207704	7 Binburra WY MT NASURA	CG ST	DB MN	400	338,530		1,348.12
529	20/07/05	Hunt Pw 13 Elliot Road Armadale 6112	Hunt Pw 13 Elliot Road Armadale 6112	106205	3146 Albany HWY MT NASURA	CG TF	DB MN	486	120,000		630.22
535	11/07/05	B R Festa 46 Chessington Way KINGSLEY	Barlier Homes 48 Angorra Road MT NASURA	11688	36 Waterwheel RD N BEDFORDALE	CG TT	DB MN	221	115,000	Vero Insurance Limited 201511	605.21
558	15/07/05	D Nikolic 3 Hibbertia Close BEEELIAR WA	Plunkett Homes 34 Burton Street Cannington WA	7995	23 Dumas DR BEDFORDALE	CG ST	DB TI	376	292,086	Vero Insurance Limited RCW71823181	1,490.96
561	26/07/05	A Roberts 21 Wortley Road GREENMOUNT	J-Corp T/A Homestart 67 Walters Drive OSBORNE	6415	22 Raiphs ST SEVILLE GROVE	CG TT	DB TI	108	77,295	Vero Insurance Limited RCW71850297	416.62
569	11/07/05	K M Beattie 25 Leschenaultia Way	Donwood Developments 890 Albany Hwy EAST	11616	0 Narbethong RD BEDFORDALE	CG TT	RE MU	300	286,152	CGU Home Warranty 06.HWI.0007612.06	1,361.25
591	12/07/05	C A Roach 8 Woolmers Place GLEN ALPINE	J-Corp T/A Homestart 67 Walters Drive OSBORNE	6415	16 Fallon PL SEVILLE GROVE	CG TF	DB TI	186	147,500	Vero Insurance Limited RCW71824276	767.49
618	04/07/05	K E Blockey 7 Bayham Place HUNTINGDALE	Content Living Unit 210/396 Scarborough Beach	8887	17 Granada LOOP SEVILLE GROVE	CG NS	DB TI	232	130,505	Vero Insurance Limited RCW71796879	682.77
621	20/07/05	C C Tan 54 Bremner Circle CANNING	Homebuyer Centre Pty Ltd PO Box 1444 OSBORNE PARK	8370	19 Murphy RD SEVILLE GROVE	CG NS	DB TI	191	129,330	Vero Insurance Limited 202626	441.50
643	22/07/05	C J Whitney 32 Bronzewing Street	Ashmy Pty Ltd Homebuyer Centre Pty Ltd PO Box 1444 OSBORNE PARK	6552	30 Cabra AV SEVILLE GROVE	CG ST	DB TI	277	152,200	Vero Insurance Limited RCW71837867	791.29
645	12/07/05	H S Kiesey 56 Aitken Drive WINTHROP WA	Homebuyer Centre Pty Ltd PO Box 1444 OSBORNE PARK	8370	17 Viana LOOP SEVILLE GROVE	CG ST	DB MN	207	127,500	Vero Insurance Limited 201375	435.68
661	29/07/05	R E Marshall 10 Urch Road ROLEYSTONE WA	Milford Homes Pty Ltd 11 O'Connor Way WANGARA	10156	15 Mackie RD ROLEYSTONE	TT TT	NT MR	202	168,747	Vero Insurance Limited 201011	874.03
681	18/07/05	B Martin 30 Kookaburra Crescent MAIDA	Homebuyer Centre Pty Ltd PO Box 1444 OSBORNE PARK	8370	7 Santiago ST SEVILLE GROVE	CG NS	DB MU	232	146,700	Vero Insurance Limited 201638	496.77
682	19/07/05	S Housen 63 Crawford Street EAST	Homebuyer Centre Pty Ltd PO Box 1444 OSBORNE PARK	8370	5 Santiago ST SEVILLE GROVE	CG NS	DB MU	217	132,705	Vero Insurance Limited 201636	452.24
683	25/07/05	D Trewarn 63 Welbeck Rd CANNING VALLE	Celebration Homes 131 Hasler Road Osborne Park	9780	16 Escalona TRN SEVILLE GROVE	CG NS	DB MU	227	121,969	Vero Insurance Limited 201176	640.06
684	25/07/05	P Sailer 3 Marraboor Place SUCCESS WA	Celebration Homes 131 Hasler Road Osborne Park	9780	4 Zaragoza CT SEVILLE GROVE	CG NS	DB MU	229	128,220	Vero Insurance Limited 201373	671.33
707	20/07/05	S Sigley 99 Third Avenue KELMSCOTT	Homebuyer Centre Pty Ltd PO Box 1444 OSBORNE PARK	8370	8 Santiago ST SEVILLE GROVE	CG NS	DB MN	217	129,360	Vero Insurance Limited 201807	441.60
731	27/07/05	R W Hutchinson 44 Buckingham Road	Perceptions the Home Builders 4 Gould Street OSBORNE PARK	6415	44 Buckingham RD KELMSCOTT	CG TT	DB TI	343	202,546	Vero Insurance Limited RCW71847687	1,043.10

**City of Armadale
Building Applications Monthly Statistics**

Closed
01/07/2005 to 31/07/2005

AUTHORITY

Double click onto the Application to access receipt and fee information

10/8/2005 1:01:28PM

City of Armadale Live Database

Building Application Description		Rec. Amt	Applications	YTD Value	YTD Fees	Value	Fees
1 - Residence		23,746.71	35				

App. No	Det. Dt	Owner Name / Address	Builder Name / Address	Eld. Reg.	Primary Property	Floor	Frame	Walls	Roof	Area	Value	Indemnity Ins. / Policy	Fees
738	26/07/05	D Drinan 13 Cudal Place ARMADALE WA	J-Corp T/A Homestart 67 Walters Drive OSBORNE	6415	18 Ralphs ST SEVILLE GROVE	CG	TF	DB	TI	124	76,790	Vero Insurance Limited RCW1850341	414.09
739	19/07/05	M Johnson 44 Stephen Street EAST	J-Corp T/A Homestart 67 Walters Drive OSBORNE	6415	25 Edinburgh RD SEVILLE GROVE	CG	TF	DB	TI	185	111,351	Vero Insurance Limited RCW1840398	586.96
740	26/07/05	K G Martin 4 Felicia Place WESTFIELD WA	J-Corp T/A Homestart 67 Walters Drive OSBORNE	6415	3 Morolo ST SEVILLE GROVE	CG	TF	DB	TI	110	74,840	Vero Insurance Limited RCW70854497	404.34
741	26/07/05	D B Everingham 7 Malabul Road MALLABULA	Tangent Nominees (Summit Homes) 242 Leach Hwy Myaree WA	10889	18 Fallon PL SEVILLE GROVE	CG	TF	DB	TI	184	147,500	CGU Home Warranty 06.HWI.0007486.06	767.77
743	22/07/05	R Daly 22 Cockram Street MUNDIJONG	J-Corp T/A Homestart 67 Walters Drive OSBORNE	6415	6 Broiga GR SEVILLE GROVE	CG	TF	DB	TI	146	90,781	Vero Insurance Limited RCW1847250	484.07
747	19/07/05	G Williams Lot 232 Redbrook Circle	G Williams Lot 232 Redbrook Circle	099005	97 Peet RD ROLLEYSTONE	CG	SF	NS	MN	214	131,700		688.74
755	20/07/05	D Tahana 82 Sandpiper Loop YANGEBUP	J-Corp T/A Homestart 67 Walters Drive OSBORNE	6415	3 Kookaburra ST SEVILLE GROVE	CG	TT	D6	TI	198	111,956	Vero Insurance Limited RCW1845940	589.98
756	26/07/05	M Evans 23 Brookside Avenue	J-Corp T/A Homestart 67 Walters Drive OSBORNE	6415	4 Kookaburra ST SEVILLE GROVE	CG	TT	D6	TI	172	100,466	Vero Insurance Limited RCW1850333	532.51
762	05/07/05	C J Gray 33 Ypres Road WESTFIELD WA	BGC Residential Pty Ltd 3 Ord Street WEST PERTH WA	9769	23 Marbella AV SEVILLE GROVE	CG	TT	D6	TI	195	106,706	Vero Insurance Limited RCW1803079	563.72
781	25/07/05	S Tomanic 327 Walter Road MORLEY WA	J-Corp T/A Homestart 67 Walters Drive OSBORNE	6415	9 Kookaburra ST SEVILLE GROVE	CG	TF	DB	TI	238	132,005	Vero Insurance Limited RCW1845832	690.01
789	22/07/05	B Danby 27 Ironwood Court THORNIE	Homebuyer Centre Pty Ltd PO Box 1444 OSBORNE PARK	8370	17 Glasgow WY SEVILLE GROVE	CG	NS	DB	TI	196	129,809	Vero Insurance Limited 202135	443.03
853	21/07/05	J M Fellstead 65 Readshaw Road DUNCRAIG	BGC Residential Pty Ltd 3 Ord Street WEST PERTH WA	9769	43 Seville DR SEVILLE GROVE	CG	TT	D6	TI	264	156,220	Vero Insurance Limited RCW1840312	811.38
Total:		July 2005		23,746.71	35	30,439,729		146,035.70		4,902.309			23,746.71

Total:		1 - Residence		23,746.71	35	30,439,729		146,035.70		4,902.309			23,746.71
---------------	--	---------------	--	------------------	-----------	-------------------	--	-------------------	--	------------------	--	--	------------------

AUTHORITY

City of Armadale Live Database

City of Armadale
Building Applications Monthly Statistics
 Closed
 01/07/2005 to 31/07/2005

AUTHORITY

Double click onto the Application to access receipt and fee information

1/03/2005 1:01:28PM

City of Armadale Live Database

Building Application Description	Rec Amt	Applications	YTD Value	YTD Fees	Value	Fees
2 - Addition	335.10	2				

App. No	Det. Dt	Owner Name / Address	Builder Name / Address	Bldg Reg.	Primary Property	Floor	Frame	Walls	Roof	Area	Value	Indemnity Ins. / Policy	Fees
612	06/07/05	R G King 173 Champion Dr, Kelsmcott 6111	R G King 173 Champion Dr, Kelsmcott	1197/05	173 Champion DR WESTFIELD	CG	TT	DB	TI	60	35,000		205.06
815	12/07/05	H H Van Duyn 31 St Georges Avenue	H H Van Duyn 31 St Georges Avenue	1438/05	31 St Georges AV CHAMPION LAKES	CG	TF	DB	MN	50	20,000		130.04
Total:		July 2005		335.10	2	1,941,288			10,014.36		55,000		335.10

Total: 2 - Addition

335.10

AUTHORITY

City of Armadale Live Database

Page 4 of 24

AUTHORITY

City of Armadale Building Applications Monthly Statistics

Closed
01/07/2005 to 31/07/2005



Double click onto the Application to access receipt and fee information

1/08/2005 1:01:28PM

City of Armadale Live Database

Building Application Description

Rec Amt

Applications

YTD Value

YTD Fees

Value

Fees

3 - Ancillary Accommodation

1

1,348.12

App. No	Det. Dt	Owner Name / Address	Builder Name / Address	Bld Reg.	Primary Property	Floor	Frame	Walls	Roof	Area	Value	Indemnity Ins. / Policy	Fees
466	26/07/05	A M Shergold 1 Castle Place ARMADALE WA	A M Shergold 1 Castle Place ARMADALE WA	2077/04	7 Binburra WY MT NASURA	CG	ST	DB	MN	49	15,000		1,348.12
Total:												1,348.12	

3 - Ancillary Accommodation

1

1,348.12

App. No	Det. Dt	Owner Name / Address	Builder Name / Address	Bld Reg.	Primary Property	Floor	Frame	Walls	Roof	Area	Value	Indemnity Ins. / Policy	Fees
Total:												1,348.12	

AUTHORITY

City of Armadale Live Database

Page 5 of 24

City of Armadale
Building Applications Monthly Statistics

AUTHORITY



Closed
 01/07/2005 to 31/07/2005

Double click onto the Application to access receipt and fee information

1/08/2005 1:01:28PM

City of Armadale Live Database

Building Application Description	Rec Amt	Applications	YTD Value	YTD Fees	Fees
6 - Carport	576.00	8			

App No	Det Dt	Owner Name / Address	Builder Name / Address	Bld Reg	Primary Property	Floor	Frame	Walls	Roof	Area	Value	Indemnity Ins. / Policy	Fees
823	01/07/05	A D Nicholas 166 Streich Avenue KELMSCOTT	Jim Killey's Outdoor World Unit 1/1 Tinga Place		166 Streich AV KELMSCOTT	CG	ST		MIN	18	1,600	****	70.00
824	07/07/05	P Edwards 21 Tyers Road ROLEYSTONE	Highline Building 9 Falspar Street WELSHPOOL	7165	21 Tyers RD ROLEYSTONE	CG	ST		MR	38	7,238	****	70.00
825	07/07/05	R A Neale 35 Eighth Road ARMADALE WA	R A Neale 35 Eighth Road ARMADALE WA		35 Eighth RD ARMADALE	CG	ST		MIN	31	2,000	****	70.00
874	18/07/05	C J Perkins 148 South Western Highway MT	Westral Outdoor Po Box 1477 CANNING VALE	9205	148 South Western HWY MT RICHON	CG	SF		MIN	37	4,000	****	74.00
876	20/07/05	D J Lori 108 Owtram Road ARMADALE	Jim Killey's Outdoor World Unit 1/1 Tinga Place		108 Owtram RD ARMADALE	CG	ST		MIN	36	5,012	****	70.00
892	27/07/05	R R Duthie 3 Tara Way KELMSCOTT WA	R R Duthie 3 Tara Way KELMSCOTT WA		3 Tara WY KELMSCOTT	CG	ST		MIN	33	3,500	****	74.00
895	27/07/05	K G Shaw 12 Ashley Drive KELMSCOTT WA	Precision Patis's & Home 13 Pegus Street THORNIE WA		12 Ashley DR KELMSCOTT	CG	ST		MIN	33	4,500	****	74.00
897	28/07/05	J Soerensen 10 Norman Road ROLEYSTONE	J Soerensen 10 Norman Road ROLEYSTONE		10 Norman RD ROLEYSTONE	OT	TT		MIN	36	5,600	****	74.00
Total:		July 2005		576.00	8		256,188		5,296.00		33,450		576.00

Total: 6 - Carport

33,450

5,296.00

576.00

576.00

AUTHORITY

City of Armadale Live Database

Page 6 of 24

City of Armadale
Building Applications Monthly Statistics
 Closed
 01/07/2005 to 31/07/2005

AUTHORITY

Double click onto the Application to access receipt and fee information

1/03/2005 1:01:28PM

City of Armadale Live Database

Building Application Description	Rec. Amt	Applications	YTD Value	YTD Fees	Value	Fees
7 - Patio	2,748.00	38				

App. No	Det. Dt	Owner Name / Address	Builder Name / Address	Bldg Reg.	Primary Property	Floor	Frame	Walls	Roof	Area	Value	Indemnity Ins. / Policy	Fees
616	12/07/05	D Roughton 6 Allwood Avenue BROOKDALE	Concept Steel Constructions 630 Armadale Road		6 Allwood AV BROOKDALE	CG	ST		MN	61	8,200	****	70.00
647	15/07/05	G Winearis 9 Hillarion Elbow BROOKDALE	G Winearis 9 Hillarion Elbow BROOKDALE		9 Hillarion ELB BROOKDALE	CG	ST		MN	80	5,500	****	70.00
726	15/07/05	A F Jones 7 Hunt ST THORNIE WA 6108	Country Leisure Centre 7 Farrall Road Mivale 6056	0450	32 Norman RD ROLEYSTONE	TS	ST		MN	42	9,000	****	70.00
812	01/07/05	S D Hadland 3 Gecko Road BROOKDALE WA	S D Hadland 3 Gecko Road BROOKDALE		17 Marbella AV SEVILLE GROVE	PA	TF		MN	45	6,000	****	70.00
825	07/07/05	R A Neale 35 Eighth Road ARMADALE WA	R A Neale 35 Eighth Road ARMADALE WA		35 Eighth RD ARMADALE	CG	ST		MN	66	4,000	****	70.00
832	07/07/05	C A Heron 21 Hall Road ROLEYSTONE WA	BCA Homes & Patios 1780 Albany Highway KENWICK	10323	21 Hall RD ROLEYSTONE	CG	ST		PO	32	7,500	****	70.00
833	07/07/05	K E Buckland 44 Gilwell Avenue KELMSCOTT	Concept Steel Constructions 630 Armadale Road		44 Gilwell AV KELMSCOTT	CG	ST		PO	25	5,047	****	70.00
834	07/07/05	C M Maney Lot 809 Armadale Rd Forrestdale	Concept Steel Constructions 630 Armadale Road		855 Armadale RD FORRESTDALE	CG	ST		PO	86	11,990	****	70.00
838	07/07/05	Satrico Nominees Pty Ltd 270 South Western Highway	Half Price Patios 1/1830 Albany Highway		270 South Western HWY MT RICHON	CG	SF		MN	44	3,500	****	70.00
841	07/07/05	J R Pearson 3 Ash Court ARMADALE WA	BCA Homes & Patios 1780 Albany Highway KENWICK	10323	3 Ash CT ARMADALE	CG	ST		MN	36	6,600	****	70.00
842	07/07/05	M S Jones 15 Pamela Way SEVILLE GROVE	Outdoor World 4 Action Place WANGARA WA		12 Marbella AV SEVILLE GROVE	CG	ST		MN	62	9,000	****	70.00
843	12/07/05	N E Bevis 12 Leake Street FORRESTDALE	NE Bevis 12 Leake Street FORRESTDALE		12 Leake ST FORRESTDALE	CG	ST		MN	29	5,200	****	70.00
852	12/07/05	D A Maple 88 Westfield Road KELMSCOTT	Aussie Patio Designs 17 Woolley Street WILLETTON	0590	68 Westfield RD KELMSCOTT	CG	ST		MN	35	6,075	****	70.00
854	12/07/05	A Wagenaar 4 Allwood Avenue BROOKDALE	A Wagenaar 4 Allwood Avenue BROOKDALE		4 Allwood AV BROOKDALE	CG	TT		MN	110	5,000	****	74.00
856	12/07/05	A Morgan 35 Fifth Road ARMADALE WA	Jim Killey's Outdoor World Unit 1/1 Tinga Place		35 Fifth RD ARMADALE	CG	SF		MN	25	3,300	****	70.00
866	12/07/05	D S Parish 2 Rochester Dr MINDARIE WA	Quality Patios & Carports 1 Coral Place BALLAURA WA		34 Connell AV KELMSCOTT	CG	ST		MN	33	4,180	****	74.00
867	15/07/05	S Phoebe 12 Dixie Road KELMSCOTT WA	Great Aussie Patios 6/15 Alloo Street MADDINGTON	0720	12 Dixie RD KELMSCOTT	CG	ST		MN	52	4,650	****	70.00

AUTHORITY

City of Armadale Building Applications Monthly Statistics



CITY OF ARMADALE

AUTHORITY

Closed
01/07/2005 to 31/07/2005

City of Armadale Live Database

Double click onto the Application to access receipt and fee information

1/08/2005 1:01:28PM

Building Application Description

Rec. Amt Applications

YTD Value

Value

Fees

7 - Patio

38

YTD Fees

App No	Det. Dt	Owner Name / Address	Builder Name / Address	Bldg Reg.	Primary Property	Floor	Frame	Walls	Roof	Area	Value	Indemnity Ins. / Policy	Fees
868	15/07/05	G R Diek 13 Tangerine Close SEVILLE	K M Swarts 19E/66 Great Eastern Highway Concept Steel Constructions 630 Armadale Road		13 Tangerine CL SEVILLE GROVE	CG	TF	MIN	MIN	27	2,000	****	70.00
869	15/07/05	S Holland 3 Crossdale Road ROLEYSTONE	Country Leisre Centre 7 Farrall Road Mivvale 6056		3 Crossdale RD ROLEYSTONE	CG	ST	MIN	MIN	30	6,428	****	74.00
873	18/07/05	C L Geeffings 11 Barge Court ARMADALE WA	Westral Outdoor Po Box 1477 CANNING VALE	0450	11 Barge CT ARMADALE	CG	SF	MIN	MIN	72	8,370	****	74.00
874	18/07/05	C J Perkins 148 South Western Highway MT	PSF Home Improvements 11 Billing Place MT RICHON	9205	148 South Western HWY MT RICHON	CG	SF	MIN	MIN	53	4,470	****	74.00
880	20/07/05	S L Nichols 19 Downsborough Ave KEWDAL	Precision Patios & Home 13 Pegus Street THORNLLIE WA		50 Seville DR SEVILLE GROVE	CG	ST	MIN	MIN	49	3,500	****	74.00
895	27/07/05	K G Shaw 12 Ashley Drive KELMSCOTT WA	Country Leisure Centre 7 Farrall Road Mivvale 6056	0450	12 Ashley DR KELMSCOTT	CG	ST	MIN	MIN	47	5,000	****	74.00
896	22/07/05	A P Doherty 10B Lindy Way WESTFIELD WA	Heritage Outdoor Building Systems 11 Davison Street	11232	10B Lindy WY WESTFIELD GROVE	CG	SF	MIN	MIN	46	3,760	****	74.00
899	22/07/05	M S Jachmiewicz 13 Granada Loop SEVILLE	Outdoor World 4 Action Place WANGARA WA	9205	13 Granada LOOP SEVILLE GROVE	CG	SF	MIN	MIN	29	2,187	****	74.00
901	22/07/05	M R Smith 52 Ralphs Street SEVILLE	Westral Outdoor Po Box 1477 CANNING VALE		9 Viana LOOP SEVILLE GROVE	CG	ST	MIN	MIN	80	10,000	****	74.00
917	27/07/05	D Donjekovich 10 Bayliss Road KARDINYA WA	Southpat Patios 24 Brabham St GOSNELLS WA	9205	19 Jobson LOOP BROOKDALE	PA	SF	MIN	MIN	31	2,570	****	74.00
918	28/07/05	E T Squire 50 Westborne Road	Heritage Outdoor Building Systems 11 Davison Street	11232	60 Westborne RD ROLEYSTONE	PA	ST	MIN	MIN	24	3,600	****	74.00
921	27/07/05	J P Nicholls 182 Seville Drive SEVILLE	Half Price Patios 1/1830 Albany Highway		14 Marbella AV SEVILLE GROVE	PA	SF	MIN	MIN	44	3,033	****	74.00
922	27/07/05	M Halliday 3 Rushton Terrace MT NASURA	Highline Building 9 Felspar Street WELSHPOOL	7165	3 Rushton TCE MT NASURA	PA	SF	MIN	MIN	37	3,500	****	74.00
923	27/07/05	R Leiblich 26 Batt Drive BROOKDALE WA	Heritage Outdoor Building Systems 11 Davison Street	11232	26 Batt DR BROOKDALE	PA	ST	MIN	MIN	23	3,907	****	74.00
925	27/07/05	T L Haine 2 Kerrison Parade SEVILLE	Outdoor World 4 Action Place WANGARA WA		2 Kerrison PDE SEVILLE GROVE	PA	SF	MIN	MIN	22	1,990	****	74.00
928	27/07/05	K R Atkinson 25 Friar Road ARMADALE WA	Heritage Outdoor Building Systems 11 Davison Street	11232	25 Friar RD ARMADALE	CG	ST	MIN	MIN	73	4,500	****	74.00
930	27/07/05	R E McKay 11 Chasley Court KELMSCOTT	One Stop Patio Shop 144 Bannister Road CANNING	11232	11 Chasley CT KELMSCOTT	PA	SF	MIN	MIN	14	1,300	****	74.00
933	27/07/05	T Y Hoh 14 Tewson Road WESTFIELD			14 Tewson RD WESTFIELD	PA	SF	PO	PO	69	11,600	****	74.00

AUTHORITY

City of Armadale Live Database

Page 8 of 24

AUTHORITY

City of Armadale Building Applications Monthly Statistics



01/07/2005 to 31/07/2005
Closed

Double click onto the Application to access receipt and fee information

1/08/2005 1:01:28PM

City of Armadale Live Database

Building Application Description		Rec. Amt	Applications	YTD Value	YTD Fees	Value	Fees						
7 - Patio		2,748.00	38										
App. No	Det. Dt	Owner Name / Address	Builder Name / Address	Bld Reg.	Primary Property	Floor	Frame	Walls	Roof	Area	Value	Indemnity Ins. / Policy	Fees
938	28/07/05	Winstanley Ad 6 Westminster Ct Armadale 6112	Concept Steel Constructions 630 Armadale Road		6 Westminster CT ARMADALE	CG	ST		MN	18	3,330	****	74.00
943	28/07/05	P.M.Ward 22 Fortunella Grove SEVILLE	Oasis Patis 10/15 Alloo Road MADDINGTON		22 Fortunella GR SEVILLE GROVE	CG	ST		PO	27	5,580	****	74.00
946	28/07/05	D.S.Toy 3 Chisholm Circle SEVILLE	Oasis Patis 10/15 Alloo Road MADDINGTON		3 Chisholm CIR SEVILLE GROVE	CG	ST		MN	39	7,795	****	74.00
Total:		2,748.00	38	1,381,984	19,759.37	203,162							2,748.00
Total:		2,748.00	38	1,381,984	19,759.37	203,162							2,748.00

AUTHORITY

City of Armadale Live Database

Page 9 of 24

**City of Armadale
Building Applications Monthly Statistics**

Closed
01/07/2005 to 31/07/2005

City of Armadale Live Database

AUTHORITY

Double click onto the Application to access receipt and fee information

1/08/2005 1:01:28PM

Building Application Description

Rec. Amt

Applications

YTD Value

YTD Fees

Value

Fees

App. No	Det. Dt	Owner Name / Address	Builder Name / Address	Bld Reg.	Primary Property	Floor	Frame	Walls	Roof	Area	Value	Indemnity Ins. / Policy	Fees
8 - Shed													
308	20/07/05	W B Walker 109 Croyden Road ROLEYSTONE	W B Walker 109 Croyden Road		109 Croyden RD ROLEYSTONE	CG	SF	NS	MIN	48	5,000	****	70.00
811	22/07/05	D A Walsh Lot 2 203 Thomas Rd BYFORD	D A Walsh Lot 2 203 Thomas Rd BYFORD		3 Anton ST ARMADALE	OT	ST	RS	MR	36	2,000	****	70.00
812	01/07/05	S D Hadland 3 Gecko Road BROOKDALE WA	S D Hadland 3 Gecko Road BROOKDALE		17 Marbella AV SEVILLE GROVE	CG	SF	NS	MIN	15	1,500	****	70.00
830	01/07/05	A M Cooper 30 Morrell Way ARMADALE WA	A M Cooper 30 Morrell Way ARMADALE WA		30 Morrell WY ARMADALE	CG	ST	NS	MIN	34	9,000	****	70.00
847	07/07/05	R Leiblich 26 Batt Drive BROOKDALE WA	R Leiblich 26 Batt Drive BROOKDALE WA		26 Batt DR BROOKDALE	CG	ST	NS	MIN	16	2,500	****	70.00
857	12/07/05	S J Hutton 7 Stone Street ARMADALE WA	S J Hutton 7 Stone Street ARMADALE WA		9 Claret PL MT RICHON	CG	ST	NS	MIN	62	9,000	****	74.00
871	15/07/05	R F Kerenyi 42 Hill Road ROLEYSTONE WA	Coastline Sheds Lot 101 Byron Rd Armadale WA		42 Hill RD ROLEYSTONE	CG	ST	NS	MR	101	11,030	****	70.00
875	27/07/05	A W Barnett 4 Tuck Street ARMADALE WA	A W Barnett 4 Tuck Street ARMADALE WA		4 Tuck ST ARMADALE	CG	ST	LI	MIN	40	4,000	****	74.00
914	27/07/05	S J Butler 10 Snook Place SEVILLE GROVE	S J Butler 10 Snook Place SEVILLE		10 Snook PL SEVILLE GROVE	CG	ST	NS	MIN	30	1,500	****	74.00
915	27/07/05	K Pinto 5 Avarad Place ARMADALE WA	R J Pinto 5 Avarad Place ARMADALE WA		5 Avarad PL ARMADALE	CG	SF	NS	MIN	15	1,200	****	74.00
928	27/07/05	K R Atkinson 25 Friar Road ARMADALE WA	Outdoor World 4 Action Place WANGARA WA		25 Friar RD ARMADALE	CG	ST	NS	MIN	41	3,000	****	74.00
931	27/07/05	A J Cook 9 Evans Rd BAYONET HEAD WA	Outdoor World 4 Action Place WANGARA WA		21 Hawkins RD ROLEYSTONE	CG	ST	NS	MIN	31	5,900	****	74.00
932	27/07/05	K L Berry 37 Wungong Road ARMADALE	Outdoor World 4 Action Place WANGARA WA		37 Wungong RD ARMADALE	CG	ST	NS	MIN	36	7,000	****	74.00
Total:		July 2005		938.00	13	459,488		6,458.76		62,630			938.00
Total:		8 - Shed		938.00	13	459,488		6,458.76		62,630			938.00

AUTHORITY

City of Armadale Live Database

City of Armadale
Building Applications Monthly Statistics

Closed
 01/07/2005 to 31/07/2005

AUTHORITY

Double click onto the Application to access receipt and fee information

1/08/2005 1:01:28PM

City of Armadale Live Database

Building Application Description

Rec. Amt

Applications

YTD Value

YTD Fees

Value

9 - Garage

8

1,874.57

App. No	Det. Dt	Owner Name / Address	Builder Name / Address	Bid Reg.	Primary Property	Floor	Frame	Walls	Roof	Area	Value	Indemnity Ins. / Policy	Fees
466	26/07/05	A M Shergold 1 Castle Place ARMADALE WA	A M Shergold 1 Castle Place ARMADALE WA	2077/04	7 Binburra WY MT NASURA	CG	ST	DB	MIN	50	10,000	****	1,348.12
795	01/07/05	N J Bosveld 152 Clifton Street KELMSCOTT	P & Z Kleyn & Sons 11 Chisholm Circle SEVILLE	8165	14 Logpine CR WESTFIELD	CG	ST	NS	MIN	68	9,500	****	70.00
816	07/07/05	J W Gray 125 Brown Crescent SEVILLE	Factory Direct 15 Franklin Lane JOONDALUP		125 Brown CR SEVILLE GROVE	CG	SF	NS	MIN	32	5,373	****	70.00
826	07/07/05	K A Bell 55 Carew Street KATANNING WA	Highline Building 9 Felspar Street WELSHPOOL	7165	5 Dawson ST ARMADALE	CG	ST	NS	MIN	54	6,380	****	70.00
861	12/07/05	C Smith 26 Wandoo Street MT NASURA	C Smith 26 Wandoo Street MT NASURA		27 Contour RD ROLEYSTONE	CG	ST	NS	MIN	49	11,000	****	74.00
875	27/07/05	A W Barmett 4 Tuck Street ARMADALE WA	A W Barmett 4 Tuck Street ARMADALE WA		4 Tuck ST ARMADALE	CG	ST	LI	MIN	42	7,000	****	74.00
883	28/07/05	S Johnson Section 51b See Rates Officer	S Johnson Section 51b See Rates Officer		22 Morgan RD SEVILLE GROVE	CG	TF	DB	TI	58	19,000		94.45
900	22/07/05	S K Shutt 22 Shaw Place MT NASURA WA	Heritage Outdoor Building Systems 11 Davison Street	11232	22 Shaw PL MT NASURA	CG	ST	NS	MIN	24	4,124	****	74.00
Total:		July 2005		1,874.57	8	419,952	5,524.62	72,377	1,874.57				
Total:		9 - Garage		1,874.57	8	419,952	5,524.62	72,377	1,874.57				

AUTHORITY

City of Armadale Live Database

City of Armadale
Building Applications Monthly Statistics
 Closed
 01/07/2005 to 31/07/2005

AUTHORITY

Double click onto the Application to access receipt and fee information

1/03/2005 1:01:28PM

City of Armadale Live Database

Building Application Description	Rec. Amt	Applications	YTD Value	YTD Fees	Value	Fees
10 - Workshop	140.00	2				

App. No	Det. Et	Owner Name / Address	Builder Name / Address	Bld Reg.	Primary Property	Floor	Frame	Walls	Roof	Area	Value	Indemnity Ins. / Policy	Fees
537	21/07/05	B J Hope 36 Windarra Way ARMADALE	Heritage Outdoor Building Systems 11 Davison Street	11232	36 Windarra WY ARMADALE	CG	ST	NS	MR	19	2,500	****	70.00
837	21/07/05	P J Trevenen 20 Masull Way ARMADALE WA	Outdoor World 4 Action Place WANGARA WA		20 Masull WY ARMADALE	CG	ST	NS	MN	14	3,200	****	70.00
Total:		July 2005		140.00	2	51,093	630.00	5,700	140.00				

Total:		10 - Workshop		140.00	2	51,093	630.00	5,700	140.00				
---------------	--	---------------	--	--------	---	--------	--------	-------	--------	--	--	--	--

AUTHORITY

City of Armadale
Building Applications Monthly Statistics

Closed
01/07/2005 to 31/07/2005

AUTHORITY

Double click onto the Application to access receipt and fee information

17/09/2005 1:01:28PM

City of Armadale Live Database

Building Application Description	Rec. Amt	Applications	YTD Value	YTD Fees	Value	Fees
13 - Enclosed Patio	284.00	4				

App. No	Det. Dt	Owner Name / Address	Builder Name / Address	Bldg Reg.	Primary Property	Floor	Frame	Walls	Roof	Area	Value	Indemnity	Ins. / Policy	Fees		
855	12/07/05	K P Giles 14 Aboyne Place SEVILLE	Jim Killey's Outdoor World Unit 1/1 Tinga Place 630 Armadale Road		14 Aboyne PL SEVILLE GROVE	CG	SF	NS	MN	12	5,990	****		70.00		
858	12/07/05	D A Selway 77 Doorigo Road ARMADALE WA	Concept Steel Constructions 630 Armadale Road		77 Doorigo RD ARMADALE	CG	SF	NS	MN	25	11,990	****		70.00		
859	12/07/05	R J Philip 31 Grafham Road BROOKDALE	Concept Steel Constructions 630 Armadale Road		31 Grafham RD BROOKDALE	CG	SF	NS	MN	29	4,391	****		70.00		
879	21/07/05	J R Steele-Tod 9 Munden Place KELMSCOTT	J R Steele-Tod 9 Munden Place KELMSCOTT		9 Munden PL KELMSCOTT	CG	ST	FT	MN	34	4,500	****		74.00		
Total:											284.00	4	104,531	1,054.00	25,871	284.00

Total:											284.00	4	104,531	1,054.00	26,871	284.00
---------------	--	--	--	--	--	--	--	--	--	--	---------------	----------	----------------	-----------------	---------------	---------------

AUTHORITY

City of Armadale Live Database

City of Armadale
Building Applications Monthly Statistics

Closed
 01/07/2005 to 31/07/2005

AUTHORITY

Double click onto the Application to access receipt and fee information

1/08/2005 1:01:28PM

City of Armadale Live Database

Building Application Description	Rec. Amt	Applications	YTD Value	YTD Fees	Value	Fees
18 - Swimming Pool	675.73	7				

App. No	Det. Dt	Owner Name / Address	Builder Name / Address	Bld Reg.	Primary Property	Floor	Frame	Walls	Roof	Area	Value	Indemnity Ins. / Policy	Fees
786	01/07/05	G W Buckingham 18 Shaw Place MT NASURA WA	Buccaneer Swimming Pools 9 Stott Rd WELSHPOOL WA	z32	53 Narbethong RD BEDFORDALE			FG	FG	44	23,259		146.34
809	01/07/05	R M Hine 17 Hollybush Way KELMSCOTT	DJ Pools 3/9 Warman Street NEERABUP		17 Hollybush WY KELMSCOTT	OT	OT	FG	FG	27	13,500		70.00
814	01/07/05	N A Walker 4 Leaf Place SEVILLE GROVE	Palm City Pools 6 Strathcona Rise Bibra Lake WA	0505	4 Leaf PL SEVILLE GROVE	OT		FG	FG	39	12,000	****	70.00
818	01/07/05	L W Strange 102 Admiral Road BEDFORDALE	L W Strange 102 Admiral Road		102 Admiral RD BEDFORDALE	OT	NS	OT	OT	22	8,000	****	70.00
822	07/07/05	P J Thomas PO Box 428 Armadale 6992	Freedom Pools 1763 Albany Hwy KENWICK WA	z53	6 Pridmore PL BEDFORDALE	OT		FG	FG	26	27,000		165.05
860	15/07/05	R M Prandi 21 Cobham Way WESTFIELD	Buccaneer Swimming Pools 9 Stott Rd WELSHPOOL WA	z32	21 Cobham WY WESTFIELD			FG	FG	29	15,822		80.34
862	15/07/05	K J Fry 53 O'Sullivan Drive WESTFIELD	K J Fry 53 O'Sullivan Drive WESTFIELD		53 O'Sullivan DR WESTFIELD			FG	FG	27	11,000	****	74.00
Total:		July 2005		675.73	7	935,366		5,785.94	5,785.94	110,581			675.73

Total:		18 - Swimming Pool		675.73	7	935,366		5,785.94	5,785.94	110,581			675.73
---------------	--	--------------------	--	---------------	----------	----------------	--	-----------------	-----------------	----------------	--	--	---------------

AUTHORITY

City of Armadale Live Database

AUTHORITY

City of Armadale Building Applications Monthly Statistics

Closed
01/07/2005 to 31/07/2005



Double click onto the Application to access receipt and fee information

1/03/2005 1:01:23PM

City of Armadale Live Database

Building Application Description

Rec. Amt Applications

YTD Value

YTD Fees

Value

Fees

20 - Retaining Wall

2

148.00

App. No	Det. Dt	Owner Name / Address	Builder Name / Address	Bld Reg.	Primary Property	Floor	Frame	Walls	Roof	Area	Value	Indemnity Ins. / Policy	Fees			
887	27/07/05	S Holland 3 Crossdale Road ROLEYSTONE	S Holland 3 Crossdale Road		3 Crossdale RD ROLEYSTONE			LI		15	9,000 ****		74.00			
939	29/07/05	N M Bailey 16 Urch Road ROLEYSTONE WA	N M Bailey 16 Urch Road ROLEYSTONE		16 Urch RD ROLEYSTONE			LI		0	4,200 ****		74.00			
Total:											July 2005	2	103,300	860.28	13,200	148.00

Total: 20 - Retaining Wall

148.00

2

103,300

860.28

13,200

148.00

AUTHORITY

City of Armadale Live Database

Page 15 of 24

City of Armadale
Building Applications Monthly Statistics



AUTHORITY

Closed
 01/07/2005 to 31/07/2005

Double click onto the Application to access receipt and fee information

1/08/2005 1:01:28PM

City of Armadale Live Database

Building Application Description		Res. Amt	Applications	YTD Value	YTD Fees	Value	Fees		
21 - Earthworks		157.55	1						
App. No	Det. Dt	Owner Name / Address	Builder Name / Address	Bld Reg.	Primary Property	Area	Value	Indemnity Ins. / Policy	Fees
849	18/07/05	G West 4 Village Walk OCEAN REEF WA	G West 4 Village Walk OCEAN REEF		140 Heritage DR ROLEYSTONE	0	25,500		157.55
Total:		July 2005	1	149,418	869.89	25,500			157.55
Total:		21 - Earthworks	1	149,418	869.89	25,500			157.55

AUTHORITY

City of Armadale Live Database

Page 16 of 24

AUTHORITY

City of Armadale Building Applications Monthly Statistics

CITY OF Armadale

Closed
01/07/2005 to 31/07/2005

Double click onto the Application to access receipt and fee information

1/09/2005 1:01:28PM

City of Armadale Live Database

Building Application Description

Rec. Amt

Applications

YTD Value

YTD Fees

Value

Fees

22 - Earthworks and Retaining Walls

1

App. No	Det. Dt	Owner Name / Address	Builder Name / Address	Bld Reg.	Primary Property	Floor	Frame	Walls	Roof	Area	Value	Indemnity Ins. / Policy	Fees
840	20/07/05	D J Scott 5 Waters Place BEDFORDALE	D J Scott 5 Waters Place BEDFORDALE	173.60	3 Waters PL BEDFORDALE		637,885		3,483.65	0	28,710		173.60
Total:													
22 - Earthworks and Retaining Walls													
Total:													
											173.60	173.60	

AUTHORITY

City of Armadale Live Database

Page 17 of 24

City of Armadale
Building Applications Monthly Statistics



AUTHORITY

Closed
 01/07/2005 to 31/07/2005

Double click onto the Application to access receipt and fee information
 1/08/2005 1:01:28PM

City of Armadale Live Database

Building Application Description	Rec. Amt	Applications	YTD Value	YTD Fees	Value	Fees
25 - Verandah	74.00	1				

App. No	Det. Dt	Owner Name / Address	Builder Name / Address	Bid Reg.	Primary Property	Floor	Frame	Walls	Roof	Area	Value	Indemnity Ins. / Policy	Fees
879	21/07/05	J R Steele-Tod 9 Munden Place KELMSCOTT	J R Steele-Tod 9 Munden Place KELMSCOTT		9 Munden PL KELMSCOTT	PA	ST		TI	11	500	****	74.00
Total:													
												74.00	

Total:												
25 - Verandah												74.00

AUTHORITY

City of Armadale Live Database

Page 18 of 24

AUTHORITY

City of Armadale Building Applications Monthly Statistics

CITY OF Armadale

01/07/2005 to 31/07/2005
Closed

Double click onto the Application to access receipt and fee information
1/08/2005 1:01:28PM

City of Armadale Live Database

Building Application Description

Rec - Amt Applications

YTD Value

Value

Fees

32 - Deck

1

App. No	Dist. Dt	Owner Name / Address	Builder Name / Address	Bld Reg.	Primary Property	Floor	Frame	Walls	Roof	Area	Value	Indemnity Ins. / Policy	Fees		
						TS	SF								
726	15/07/05	A F Jones 7 Hunt ST THORNHIE WA 6108	Country Leisure Centre 7 Farrall Road Mtvale 6056	0450	32 Norman RD ROLEYSTONE		35,600		560.09	22	2,500		70.00		
Total:											1	35,600	560.09	2,500	70.00
Total:											1	35,600	560.09	2,500	70.00

AUTHORITY

City of Armadale Live Database

Page 19 of 24

AUTHORITY

City of Armadale Building Applications Monthly Statistics

Closed
01/07/2005 to 31/07/2005



Double click onto the Application to access receipt and fee information

17/08/2005 1:01:28PM

City of Armadale Live Database

Building Application Description

Rec. Amt. Applications

YTD Value

YTD Fees

Value

Fees

33 - Emergency Building Work - Residential

1

159.79

App. No	Det. Dt	Owner Name / Address	Builder Name / Address	Bldg Reg.	Primary Property	Floor	Frame	Walls	Roof	Area	Value	Indemnity Ins. / Policy	Fees
796	07/07/05	G M Walker 15 Tranquill Road KELMSCOTT	RBD Building & Maintenance Unit 1 /5 Sheen Place	8665	15 Tranquill RD KELMSCOTT	CG	TT	DB	MN	177	48,335	Vero Insurance Limited 202157	159.79
Total:												159.79	

Total: 33 - Emergency Building Work - Residential

1

159.79

49,335

159.79

48,335

159.79

AUTHORITY

City of Armadale Live Database

Page 20 of 24

AUTHORITY

**City of Armadale
Building Applications Monthly Statistics**



Closed
01/07/2005 to 31/07/2005

Double click onto the Application to access receipt and fee information

1/09/2005 1:01:28PM

City of Armadale Live Database

Building Application Description

Fees

Value

YTD Fees

YTD Value

Applications

Rec. Amt

47 - Shop (Class 6)

1

123.68

App. No	Det. Dt	Owner Name / Address	Builder Name / Address	Bld Reg.	Primary Property	Floor	Frame	Walls	Roof	Area	Value	Indemnity Ins. / Policy	Fees
418	01/07/05	Troon Nominees Pty Ltd 285 South Western Highway	J B J Brolsma 365 Cannis Road BEDFORDALE	6686	285 South Western HWY ARMADALE	CG	ST	NS	MN	97	25,750		123.68
Total:												123.68	
Total:												123.68	
47 - Shop (Class 6)												123.68	

AUTHORITY

City of Armadale Live Database

AUTHORITY

City of Armadale Building Applications Monthly Statistics

Closed
01/07/2005 to 31/07/2005



Double click onto the Application to access receipt and fee information

1/08/2005 1:01:28PM

City of Armadale Live Database

Building Application Description

Rec. Amt

Applications

YTD Value

YTD Fees

Value

Fees

49 - Restaurant (Class 6)

1

939.54

939.54

939.54

App. No	Del. Dt	Owner Name / Address	Builder Name / Address	Bld Reg.	Primary Property	Floor	Frame	Walls	Roof	Area	Value	Indemnity Ins. / Policy	Fees
723	19/07/05	Armadale Hungry Jacks Group Cl-Dr Rony Gabbay 9 Davena St	Knightsbridge Builders 15/34 Vinnicombe Drive	8234	158 Jull ST ARMADALE	CG	NS	MA	MN	390	250,000		939.54
Total:													
											939.54	939.54	
Total:													
49 - Restaurant (Class 6)											250,000	939.54	939.54

AUTHORITY

City of Armadale Live Database

Page 22 of 24

AUTHORITY

City of Armadale Building Applications Monthly Statistics

Closed

01/07/2005 to 31/07/2005



Double click onto the Application to access receipt and fee information
1/08/2005 1:01:28PM

City of Armadale Live Database

Building Application Description	Rec. Amt.	Applications	YTD Value	YTD Fees	Value	Fees
----------------------------------	-----------	--------------	-----------	----------	-------	------

52 - Storage (Class 7b)

73.27 1

App. No	Det. Dt	Owner Name / Address	Builder Name / Address	Bid Reg.	Primary Property	Floor	Frame	Walls	Roof	Area	Value	Indemnity Ins. / Policy	Fees			
462	04/07/05	A Castellini 45 Third Ave MT LAWLEY WA	Perth Home Improvement Centre 49 Winton Road JOONDALUP	11308	35 Owen RD KELMSCOTT	CG	SF		MR	86	13,600		73.27			
Total:											73.27	1	263,600	1,121.96	13,600	73.27
Total:											73.27	1	263,600	1,121.96	13,600	73.27

52 - Storage (Class 7b)

AUTHORITY

City of Armadale Live Database

Page 23 of 24

AUTHORITY

City of Armadale Building Applications Monthly Statistics

Closed
01/07/2005 to 31/07/2005



Double click onto the Application to access receipt and fee information

1/08/2005 1:01:28PM

City of Armadale Live Database

Building Application Description

Rec. Amt

Applications

YTD Value

YTD Fees

Value

Fees

70 - Demo - Residence

1

50.00

App. No	Det. Dt	Owner Name / Address	Builder Name / Address	Bld Reg.	Primary Property	Floor	Frame	Walls	Roof	Area	Value	Indemnity Ins. / Policy	Fees
732	01/07/05	Tala Pty Ltd 23 Ullapool Rd Applecross WA	North Beach Pty Ltd T/As Koch 1-2/16 Abrams Street		40 William ST ARMADALE	TT	TT			0	0	****	50.00
Total:													
July 2005													
Total: 70 - Demo - Residence													
34,635.66 119 44,003,757 228,071.46 5,896,175 34,635.66													
Grand Total:													

AUTHORITY

City of Armadale Live Database

Page 24 of 24

THIS IS TO CERTIFY THAT TO THE BEST OF MY KNOWLEDGE AND BELIEF THE PARTICULARS GIVEN IN THIS RETURN (JULY 2005) ARE A TRUE AND COMPLETE RECORD OF PROPOSED BUILDING OPERATIONS KNOWN TO THIS LOCAL AUTHORITY.

A handwritten signature in black ink, appearing to read 'J.W. Townson', written in a cursive style.

**I W TOWNSON
BUILDING SERVICES MANAGER**

